



US00D457536S

(12) **United States Design Patent**
Goshima et al.

(10) **Patent No.:** **US D457,536 S**

(45) **Date of Patent:** **** *May 21, 2002**

(54) **REFRIGERATOR**

(75) Inventors: **Hiroi Goshima**, Kawasaki; **Hiroshi Onoda**; **Tatsuya Honda**, both of Yokohama, all of (JP)

(73) Assignee: **Kabushiki Kaisha Toshiba**, Kawasaki (JP)

(*) Notice: This patent is subject to a terminal disclaimer.

(**) Term: **14 Years**

(21) Appl. No.: **29/136,975**

(22) Filed: **Feb. 12, 2001**

Related U.S. Application Data

(63) Continuation of application No. 29/102,211, filed on Mar. 19, 1999, now abandoned.

(30) **Foreign Application Priority Data**

Sep. 21, 1998 (JP) 10-26999

(51) **LOC (7) Cl.** **15-07**

(52) **U.S. Cl.** **D15/86; D15/87**

(58) **Field of Search** D15/81, 83, 85-89, D15/91; 62/457.1, 449, 440; 312/138.1, 139.2, 236, 401, 402, 404, 405, 405.1

(56) **References Cited**

U.S. PATENT DOCUMENTS

D188,515 S * 8/1960 Kiefer

3,075,366 A * 1/1963 Jung
D299,145 S * 12/1988 Kuwabara et al. D15/86
D326,461 S * 5/1992 Nakao et al. D15/86
5,411,328 A * 5/1995 You 312/405
D411,211 S * 6/1999 Higuchi et al. D15/86
D429,259 S * 8/2000 Goshima et al. D15/86

FOREIGN PATENT DOCUMENTS

JP 1002665 2/1998
JP 1012609 6/1998

* cited by examiner

Primary Examiner—B. J. Bullock

(74) *Attorney, Agent, or Firm*—Banner & Witcoff, Ltd.

(57) **CLAIM**

The ornamental design for a refrigerator, as shown and described.

DESCRIPTION

FIG. 1 is a front and right side perspective view of a refrigerator showing our new design,
FIG. 2 is a front elevational view thereof,
FIG. 3 is a left side elevational view thereof,
FIG. 4 is a right side elevational view thereof,
FIG. 5 is a rear elevational view thereof,
FIG. 6 is a top plan view thereof,
FIG. 7 is a bottom plan view thereof; and,
FIG. 8 is a perspective view with door and drawers in opened position.

1 Claim, 4 Drawing Sheets





FIG. 1




FIG. 2




FIG. 3

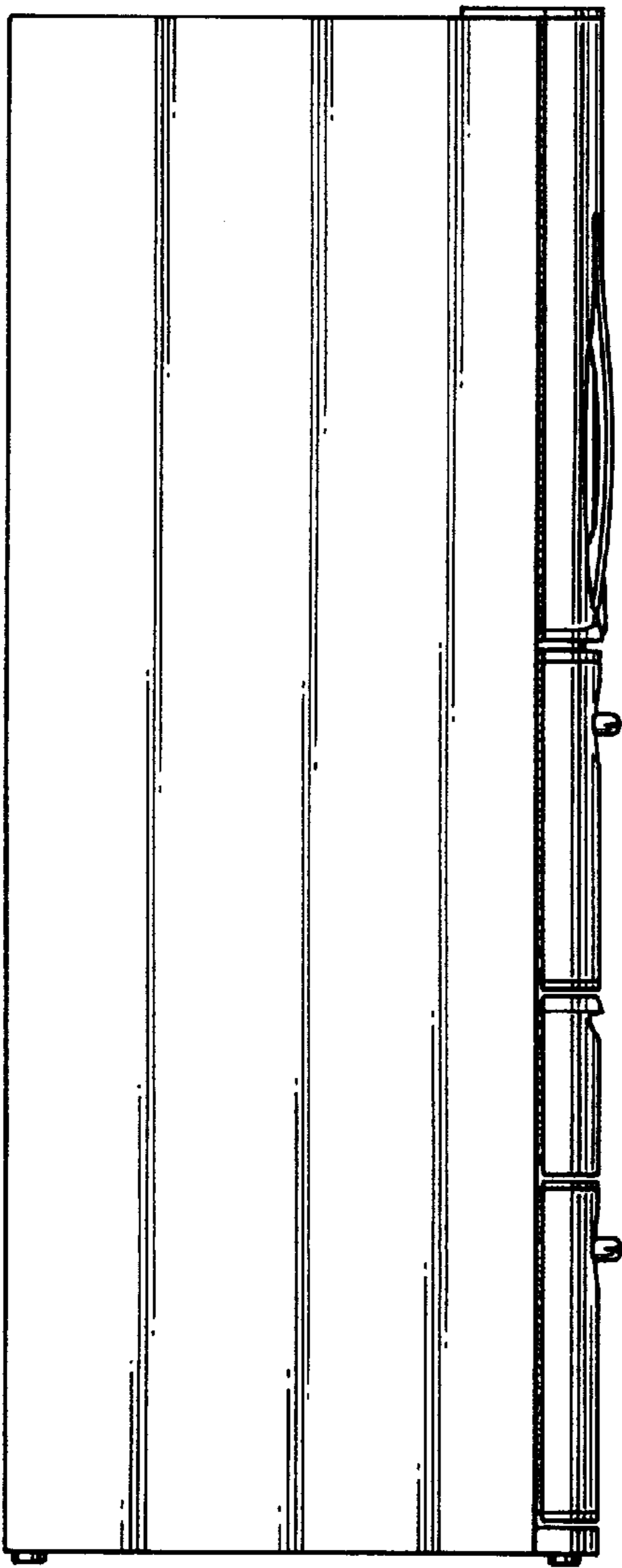


FIG. 4

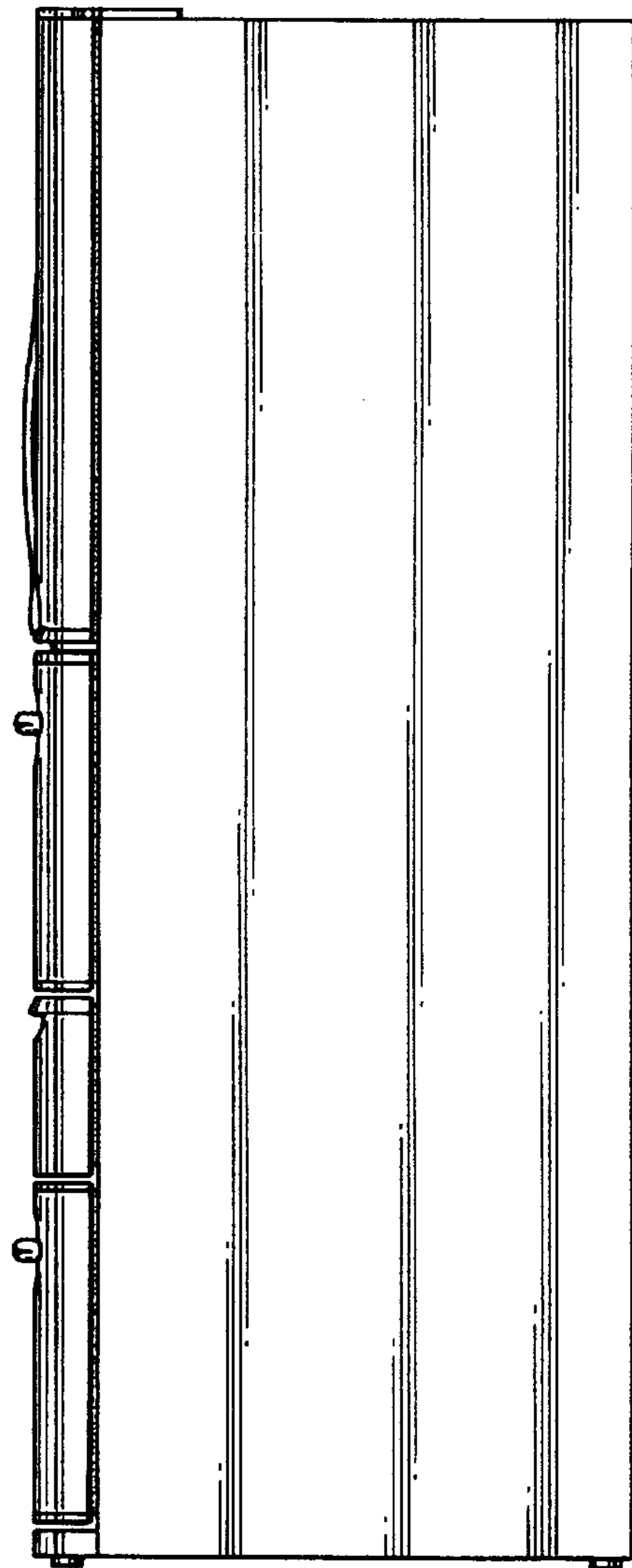


FIG. 5

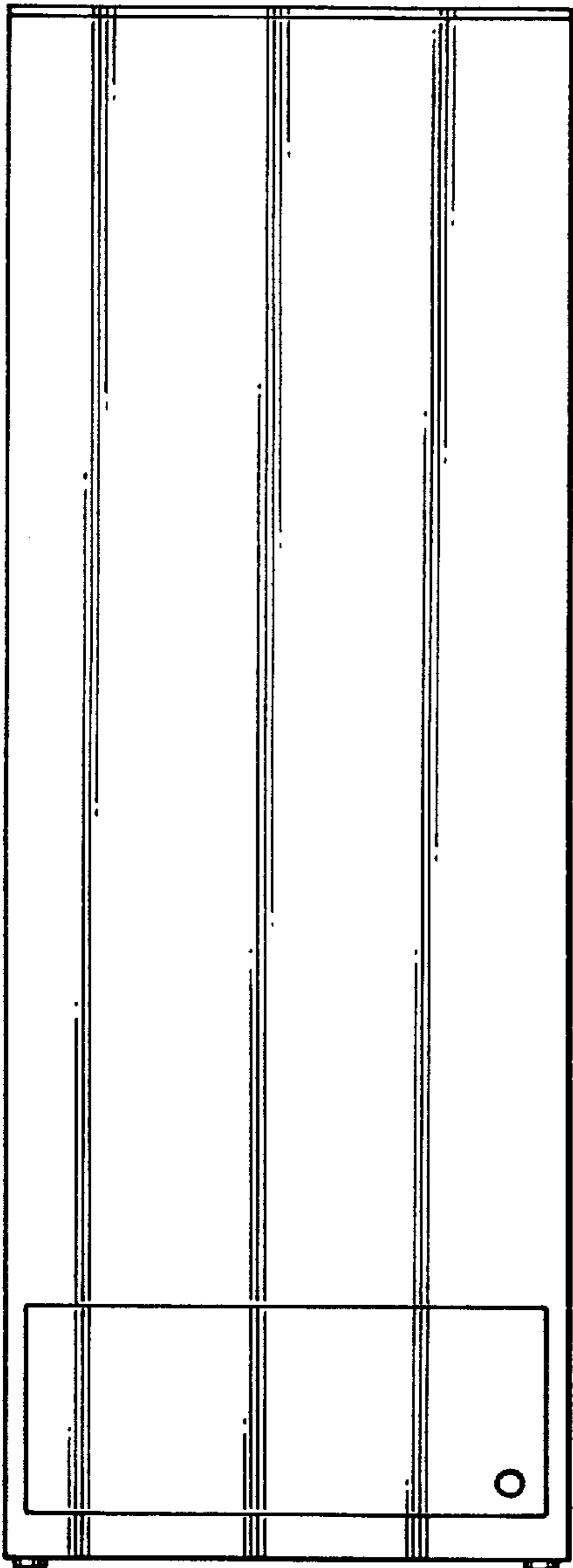


FIG. 6

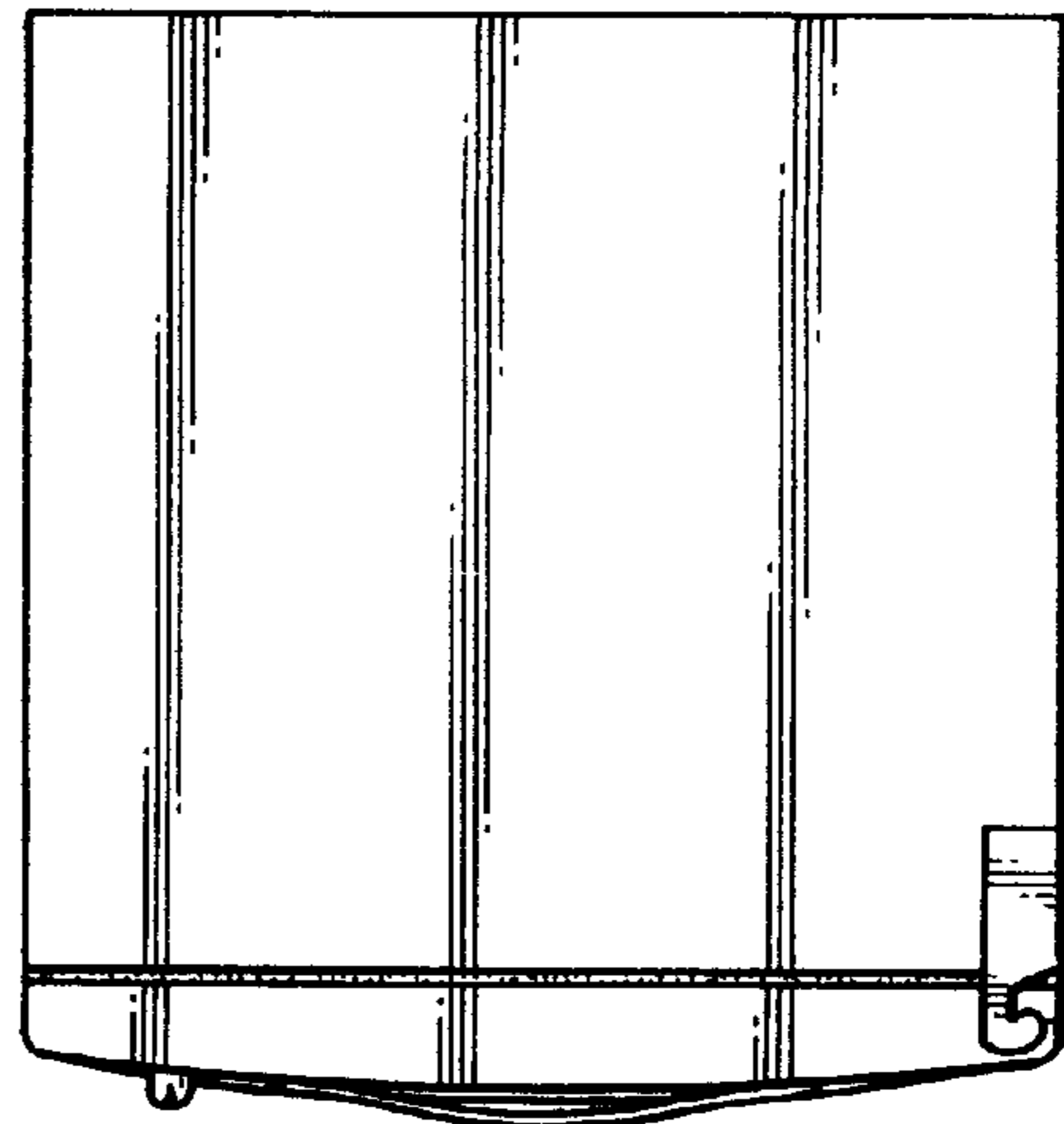


FIG. 7

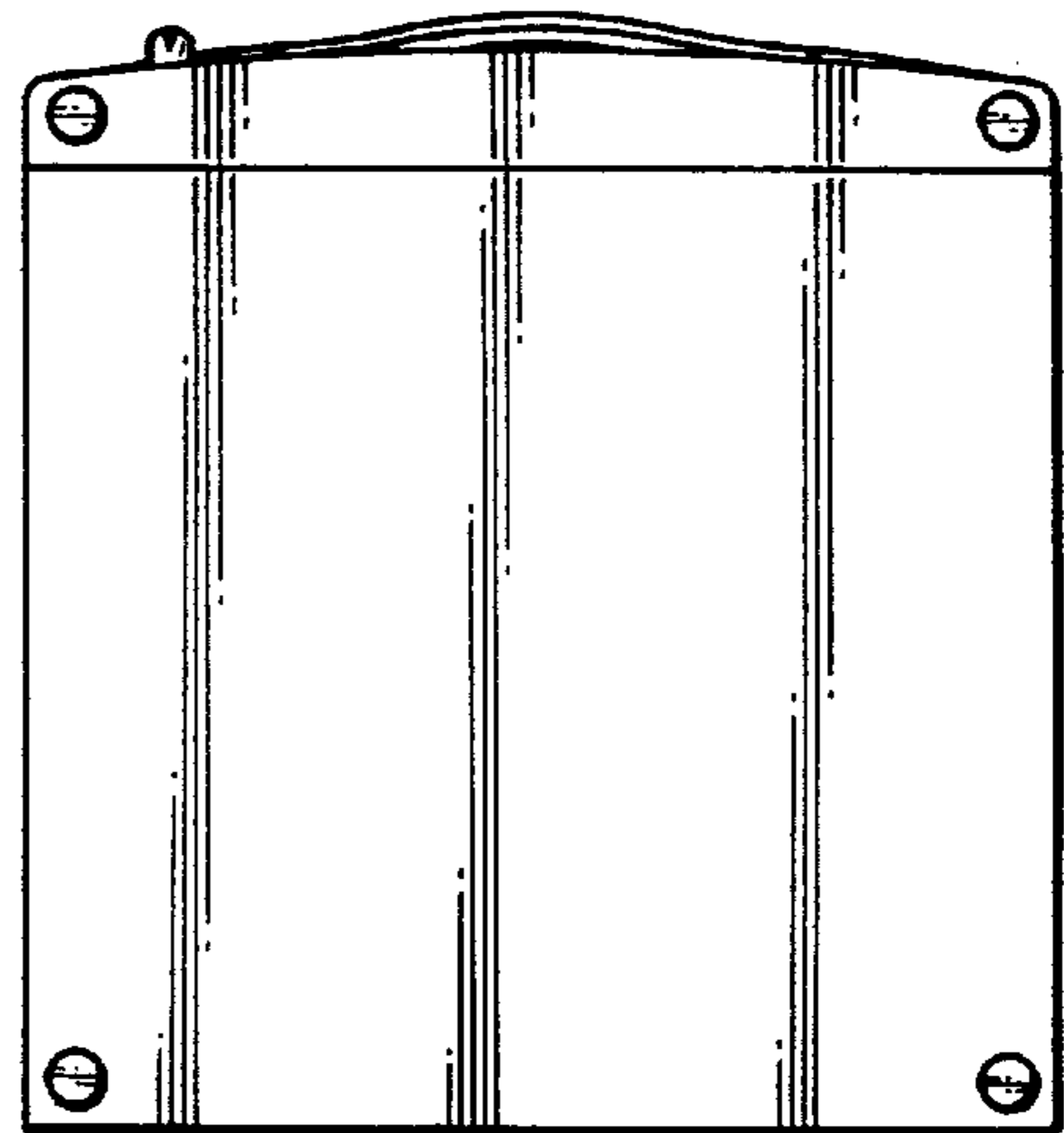


FIG. 8

