



US00D457517S

(12) **United States Design Patent**
Chung

(10) **Patent No.:** **US D457,517 S**

(45) **Date of Patent:** **** *May 21, 2002**

(54) **MICROPHONE**

D422,281 S * 4/2000 Tang D14/228
6,061,457 A * 5/2000 Stockhamer 381/355

(75) Inventor: **Ming-Cheng Chung**, Taichung (TW)

OTHER PUBLICATIONS

(73) Assignee: **Taky Electronics Co., Ltd.**, Ta-Li (TW)

Sony Style, spring/summer, p. 292, F-VX300 Dynamic Microphone, 1993.*

(*) Notice: This patent is subject to a terminal disclaimer.

* cited by examiner

(**) Term: **14 Years**

Primary Examiner—N. Bondade

(74) *Attorney, Agent, or Firm*—Bacon & Thomas, PLLC

(21) Appl. No.: **29/128,813**

(57) **CLAIM**

(22) Filed: **Sep. 1, 2000**

The ornamental design for a microphone, as shown and described.

(51) **LOC (7) Cl.** **14-01**

DESCRIPTION

(52) **U.S. Cl.** **D14/228**

(58) **Field of Search** D14/225–229;
181/158, 242; 381/157, 158, 181, 355–360,
369

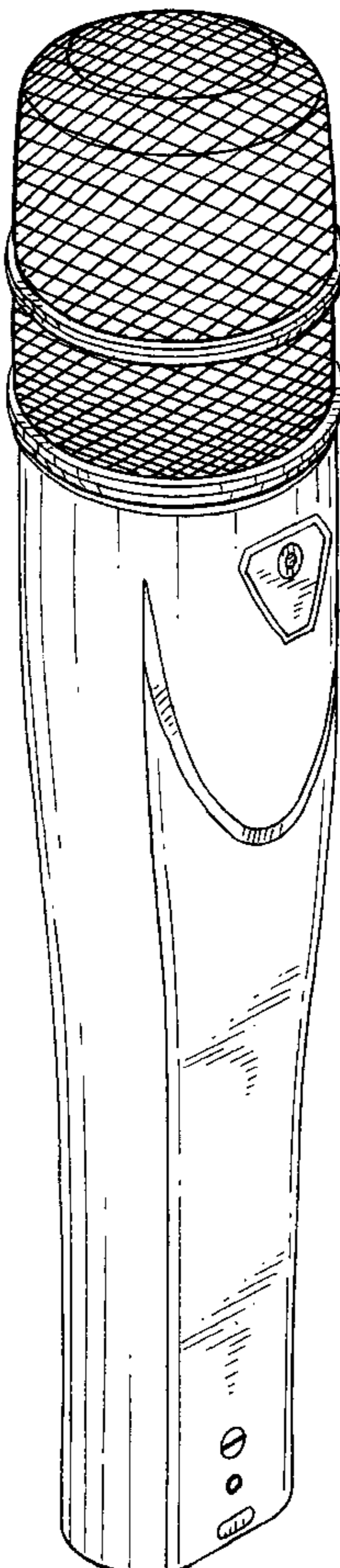
FIG. 1 shows a perspective view of the present design.
FIG. 2 shows a front elevational view of the present design.
FIG. 3 shows a rear elevational view of the present design.
FIG. 4 shows a left elevational view of the present design.
FIG. 5 shows a right elevational view of the present design.
FIG. 6 shows a top plan view of the present design; and,
FIG. 7 shows a bottom plan view of the present design.

(56) **References Cited**

U.S. PATENT DOCUMENTS

D253,468 S * 11/1979 Peterson D14/228
D310,368 S * 9/1990 Derhaag et al. D14/228
5,742,697 A * 4/1998 Ching-Chung D14/228 X

1 Claim, 7 Drawing Sheets



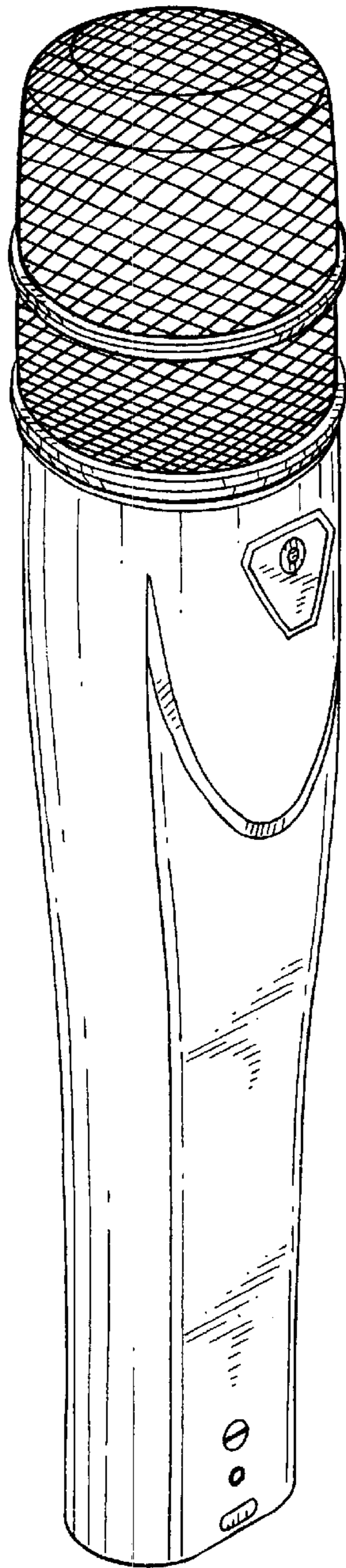


FIG. 1

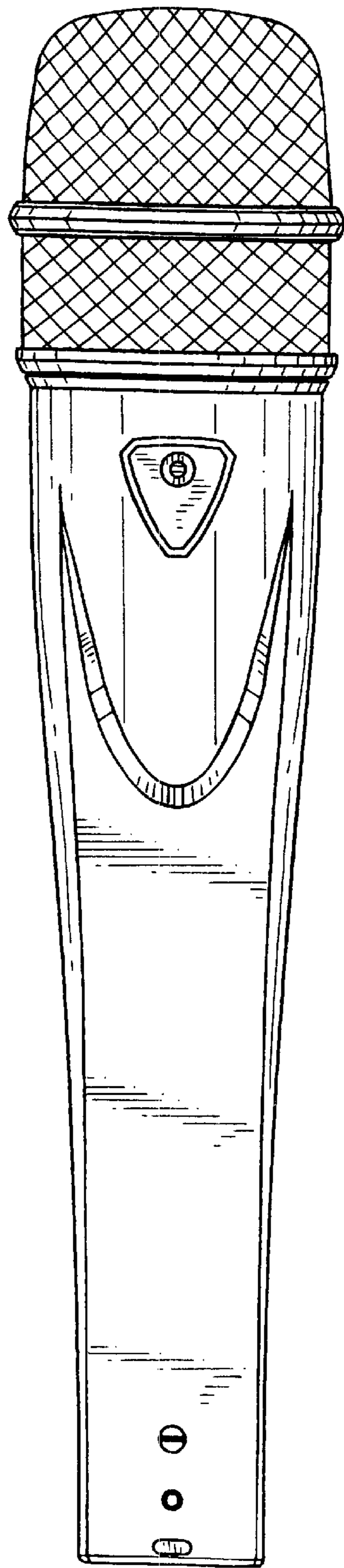


Fig.2

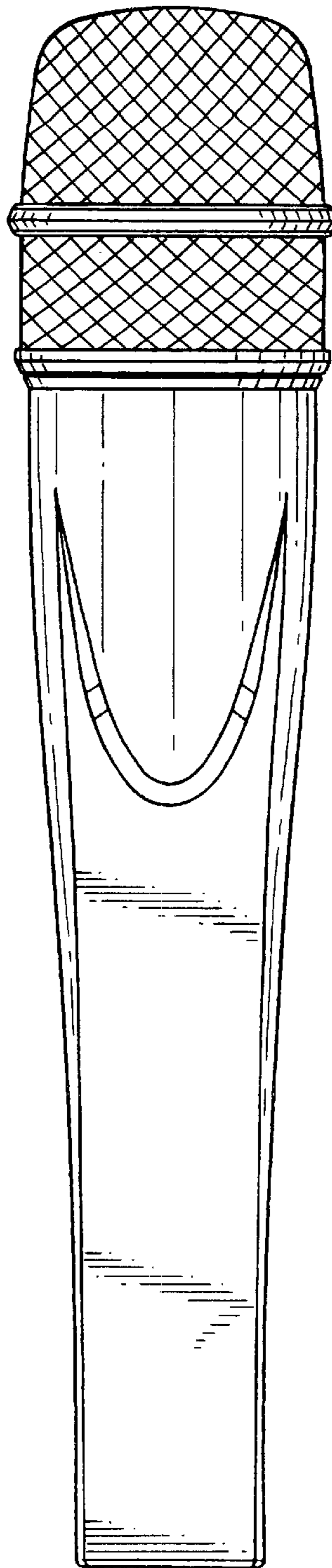


Fig. 3

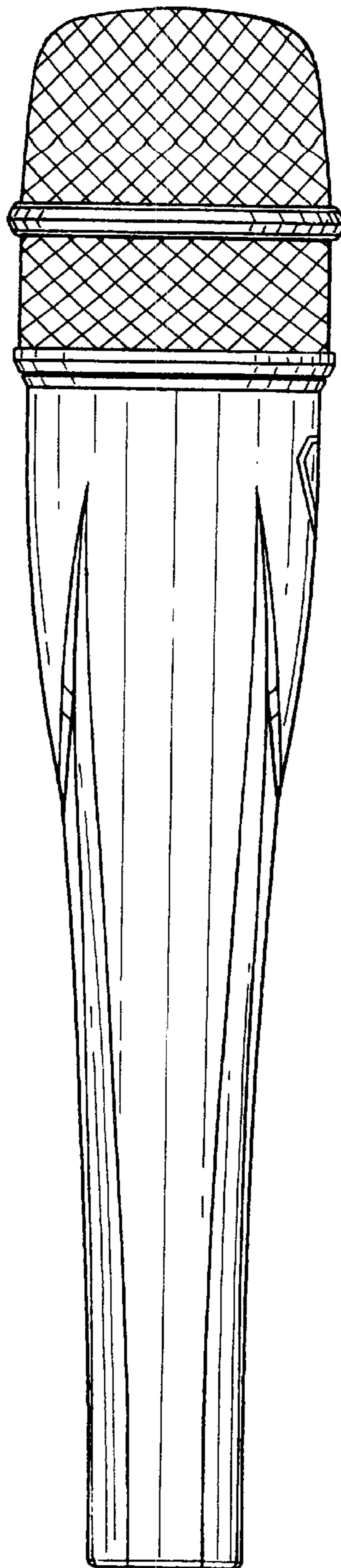


Fig. 4

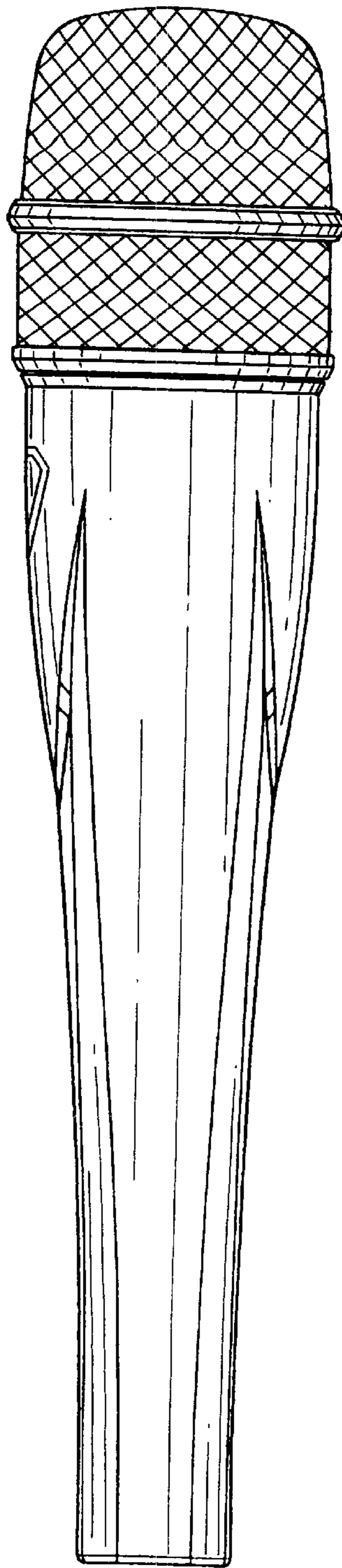


Fig. 5




Fig. 6

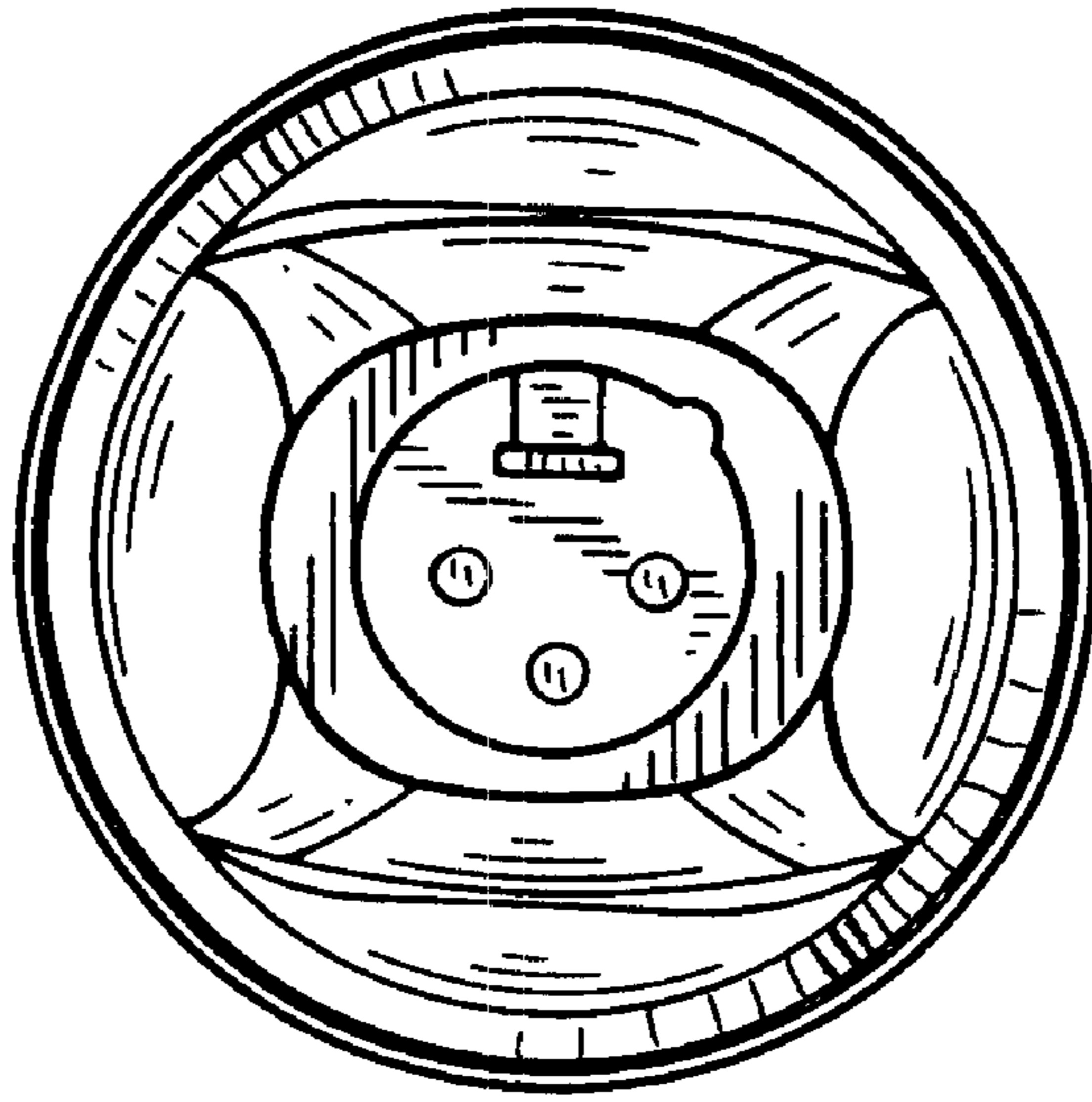


Fig. 7