



US00D457489S

(12) **United States Design Patent**  
**Rayman**

(10) **Patent No.:** **US D457,489 S**

(45) **Date of Patent:** **\*\* May 21, 2002**

(54) **TIRE TREAD**

(75) Inventor: **William Earl Rayman**, Hartville, OH (US)

(73) Assignee: **The Goodyear Tire & Rubber Company**, Akron, OH (US)

(\*\*) Term: **14 Years**

(21) Appl. No.: **29/147,232**

(22) Filed: **Aug. 24, 2001**

(51) **LOC (7) Cl.** ..... **12-15**

(52) **U.S. Cl.** ..... **D12/579**

(58) **Field of Search** ..... D12/512, 513,  
D12/544, 545, 557, 558, 563, 579, 580,  
593, 602, 901; 152/209.1, 209.9, 209.12,  
209.13, 209.22, 209.28

(56) **References Cited**

**U.S. PATENT DOCUMENTS**

4,412,575	A	11/1983	Maeda et al. ....	152/209 R
4,649,976	A *	3/1987	Cherveney et al. ....	152/209.18
5,002,110	A	3/1991	Tsurunaga et al. ....	152/209 B
5,180,453	A	1/1993	Fukasawa et al. ....	152/209 R
D368,686	S *	4/1996	Haas et al. ....	D12/544
D388,032	S *	12/1997	Bonko .....	D12/579
D400,479	S *	11/1998	Baus .....	D12/579
D402,244	S *	12/1998	Ando et al. ....	D12/579
D412,302	S *	7/1999	Rayman et al. ....	D12/579
6,263,933	B1 *	7/2001	Baus .....	152/209.12

**OTHER PUBLICATIONS**

Toyo M506Z Tire, 2000 Tread Design Guide, Jan. 2000, p. 154. 1/4.\*

Bridgestone VUT V-Steel Ultra Traction Tire, 2000 Tread Design Guide, Jan. 2000, p. 159. 3/5.\*

General TL100 Tire, 2000 Tread Design Guide, Jan. 2000, p. 164. 1/5.\*

\* cited by examiner

*Primary Examiner*—Robert M. Spear

(74) *Attorney, Agent, or Firm*—David L. King

(57) **CLAIM**

The ornamental Design for a tire tread, as shown and described.

**DESCRIPTION**

FIG. 1 is a perspective view of a tire tread showing our new design, it being understood that the pattern repeats uniformly throughout the circumference of the tread;

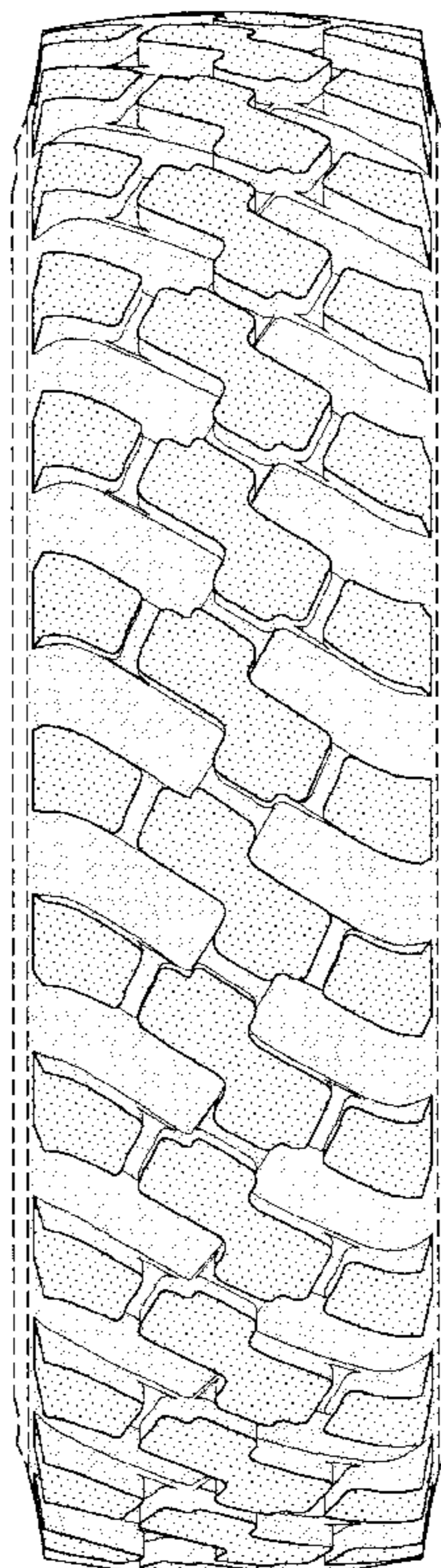
FIG. 2 is a front elevational view thereof;

FIG. 3 is a side elevational view thereof, the opposite side elevational view being identical thereto; and,

FIG. 4 is an enlarged fragmentary perspective view.

In the drawings, the broken lines defining the sidewall and inner bead of the tire and the peripheral boundary between the tire tread and the sidewall are for illustrative purposes only and form no part of the claimed design.

**1 Claim, 4 Drawing Sheets**



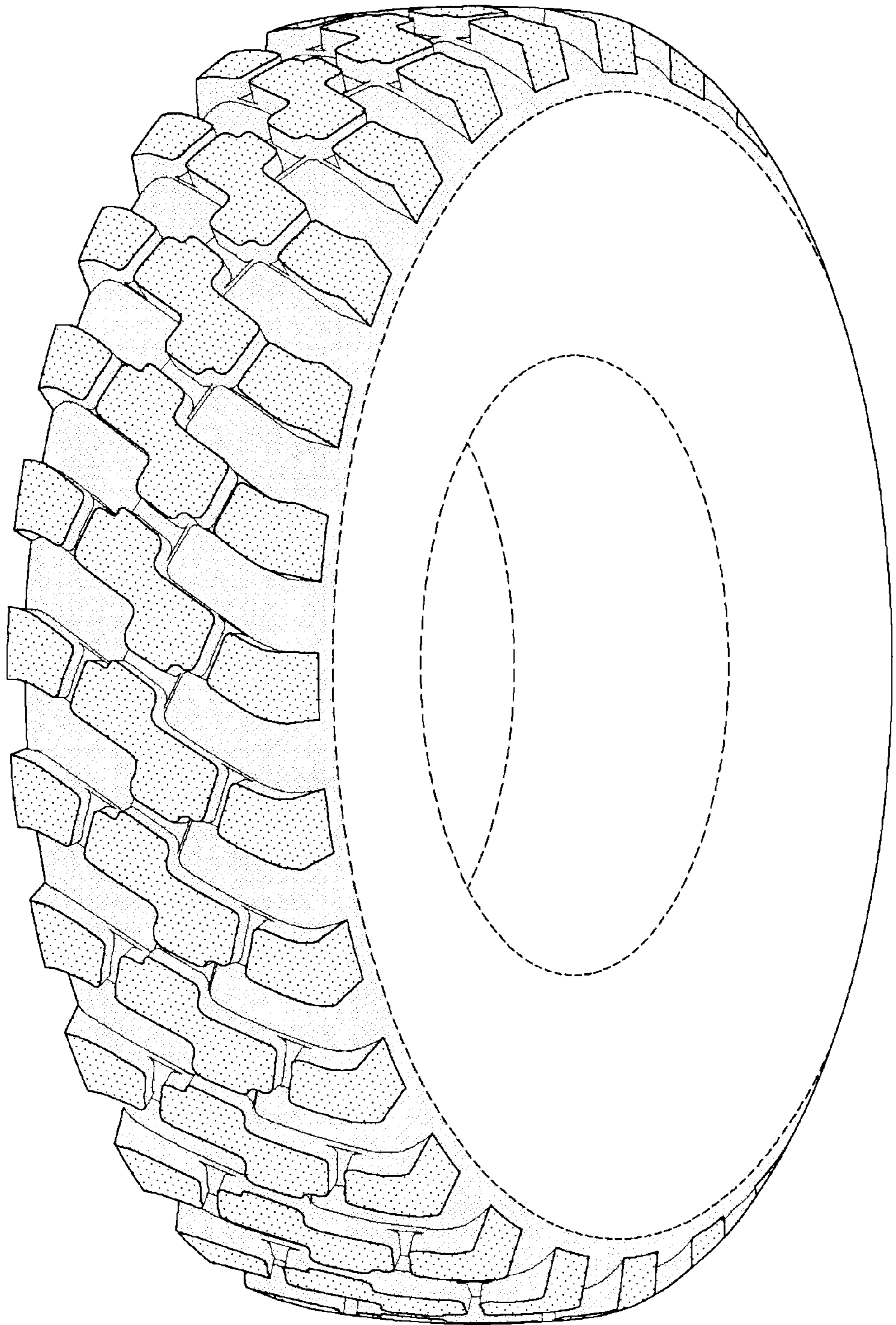


FIG-1

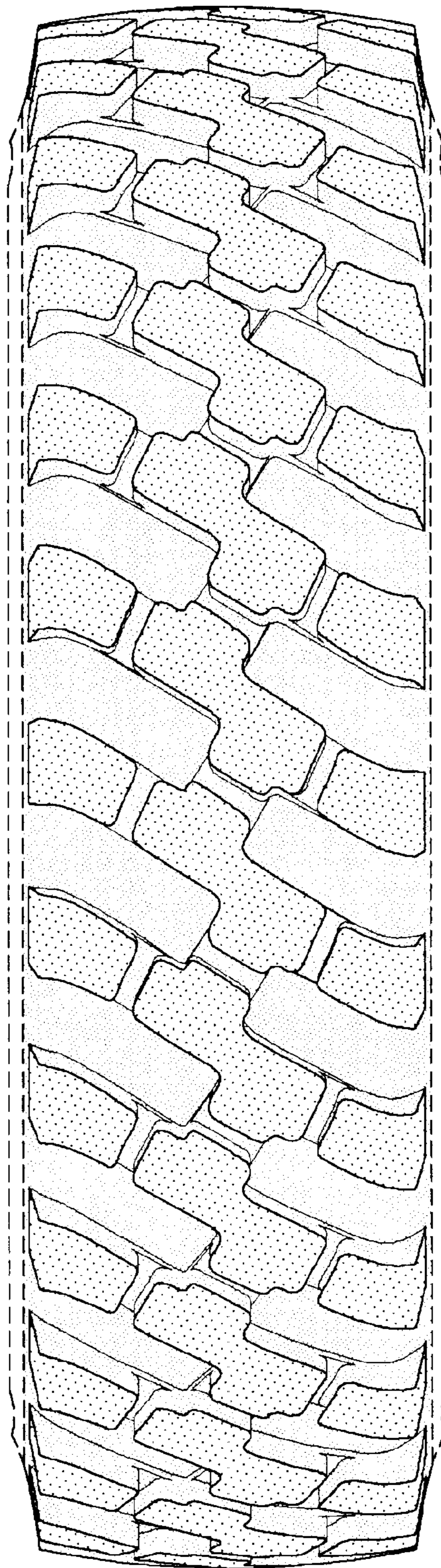


FIG-2

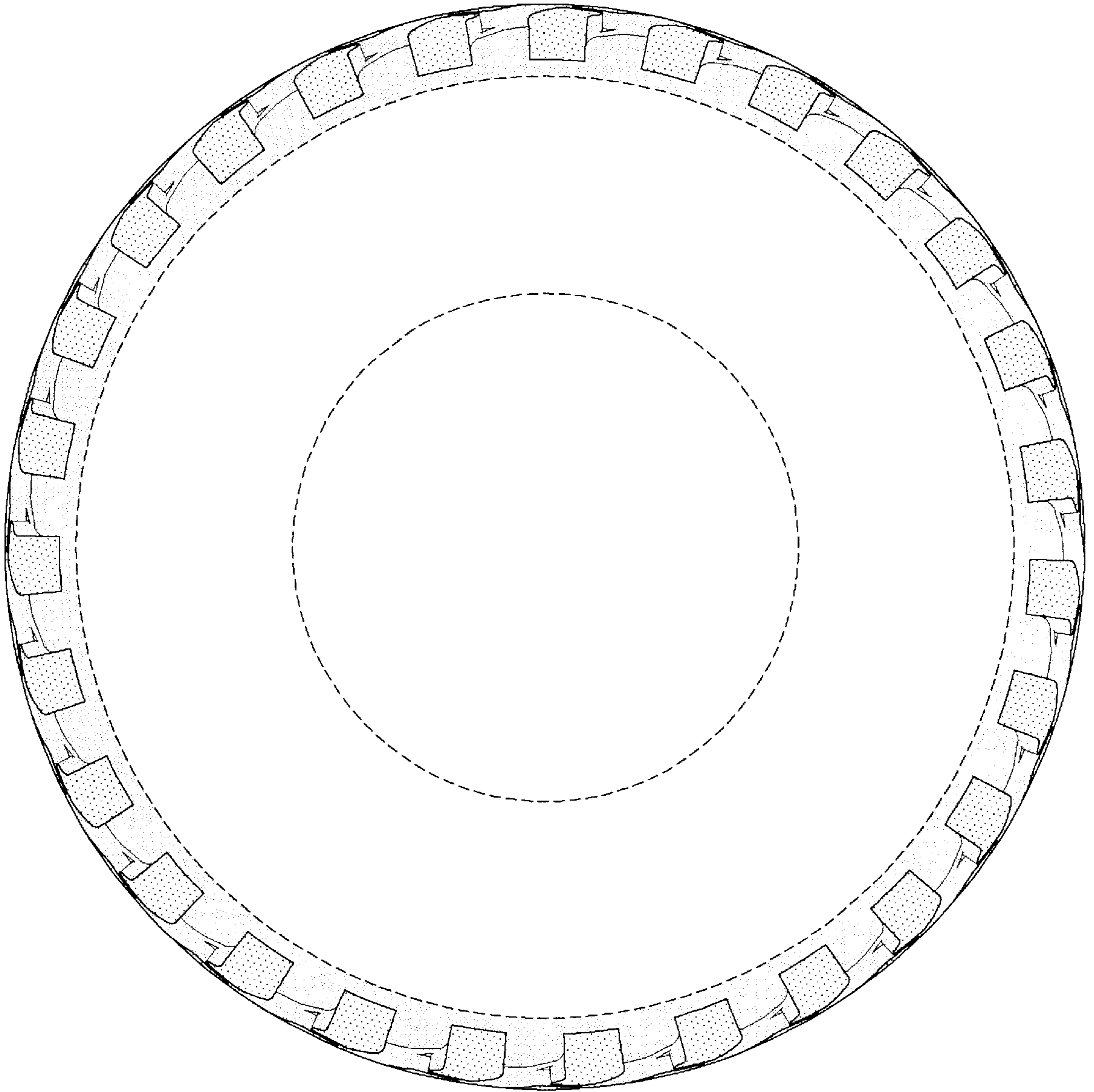


FIG-3

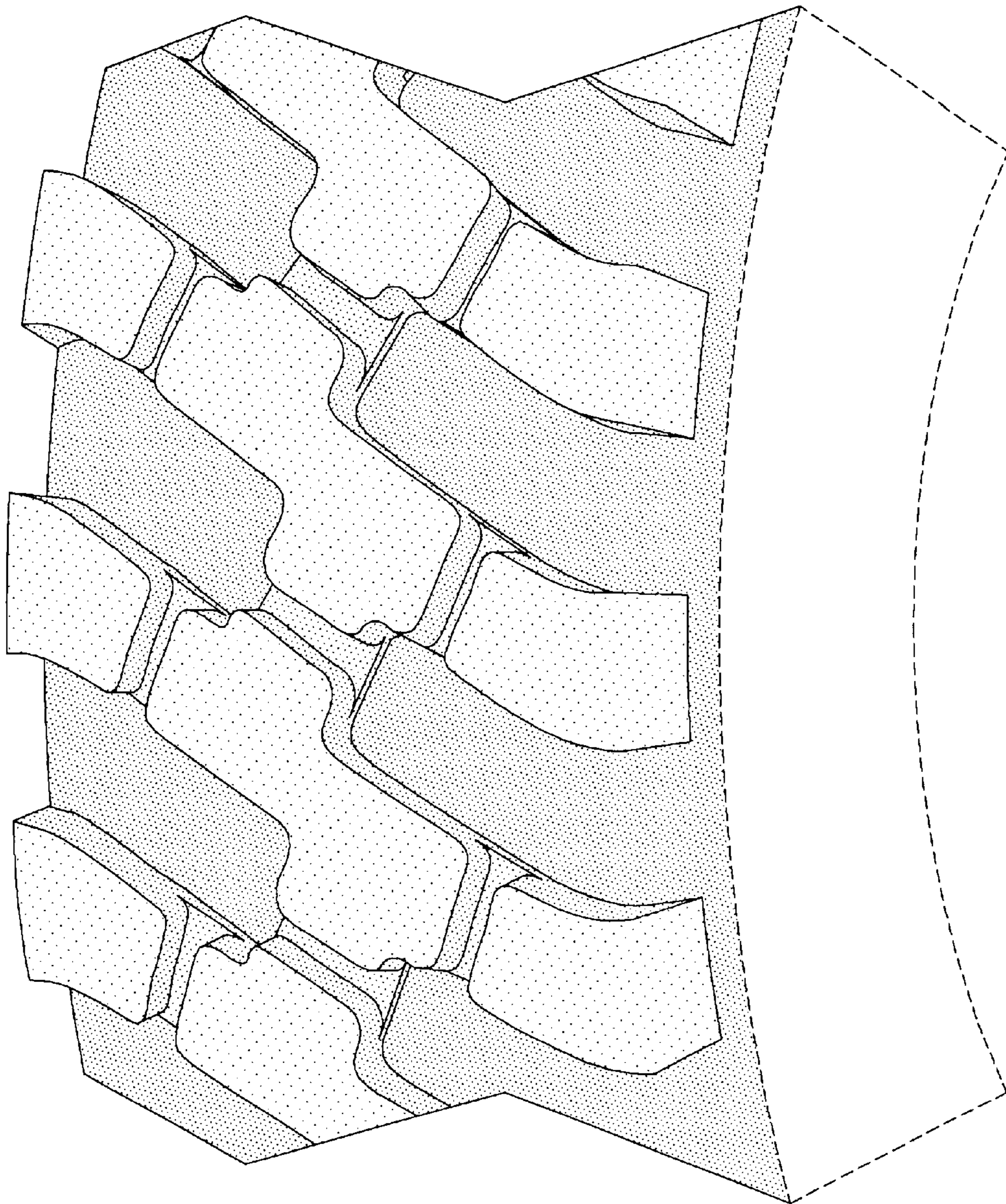


FIG-4