



US00D457470S

(12) **United States Design Patent** (10) **Patent No.:** **US D457,470 S**
Golden et al. (45) **Date of Patent:** **** May 21, 2002**

(54) **SIDE PORTION OF A MOTORCYCLE
ROCKER BOX**

(75) Inventors: **Earl F. Golden**, Milwaukee; **Louis N. Netz**, Grafton, both of WI (US)

(73) Assignee: **Harley-Davidson Motor Company Group, Inc.**, Milwaukee, WI (US)

(**) Term: **14 Years**

(21) Appl. No.: **29/091,083**

(22) Filed: **Jul. 22, 1998**

Related U.S. Application Data

(63) Continuation-in-part of application No. 29/076,816, filed on Sep. 18, 1997, now Pat. No. Des. 408,828.

(51) **LOC (7) Cl.** **12-11**

(52) **U.S. Cl.** **D12/126**

(58) **Field of Search** D12/114, 126;
D15/1, 3, 5; 123/311, 54.4, 69.1; 180/219

(56) **References Cited**

U.S. PATENT DOCUMENTS

3,281,181	A	*	10/1966	Palmer	D12/181	X
D208,818	S	*	10/1967	Hodgson	D15/5	
D239,168	S	*	3/1976	Hart	D12/181	
4,045,074	A	*	8/1977	Howard	296/180.2	
D252,878	S	*	9/1979	Bellino et al.	D15/5	
D280,495	S	*	9/1985	Stahel	D12/126	
D284,564	S	*	7/1986	Kopecky	D12/182	
D347,810	S	*	6/1994	Matthies	D12/126	
D390,889	S	*	2/1998	Rodriguez Ferre	D21/538	

OTHER PUBLICATIONS

Harley-Davidson 1340 Models Parts Catalog, p. 8, 1993/1994.*

Custom Chrome Catalog, p. 362, 1994.*

Harley-Davidson Genuine Motor Accessories and Genuine Motor parts Catalog, pp. 26 and 162, 1996.*

J & P Cycles Catalog, pp. 7-25 and 7-26, 1997.*

Mitchel, Doug, Harley-Davidson ® Rolling Sculpture™, ©1999 Publications International, Ltd., Lincolnwood, Illinois; published by Barnes & Noble, Inc., Shovelhead rocker box cover on p. 73 and Evolution ® engine on p. 101.*

Henshaw, Peter, The Encyclopedia of the Motorcycle, Edison, New Jersey, Chartwell Books, Inc., 1999, rocker box cover on the Brough-Superior (circa 1932) at the top right corner of p. 61.*

* cited by examiner

Primary Examiner—Alan P. Douglas

Assistant Examiner—Linda Brooks

(74) *Attorney, Agent, or Firm*—Michael Best & Friedrich LLP

(57) **CLAIM**

The ornamental design for a side portion of a motorcycle rocker box, as shown and described.

DESCRIPTION

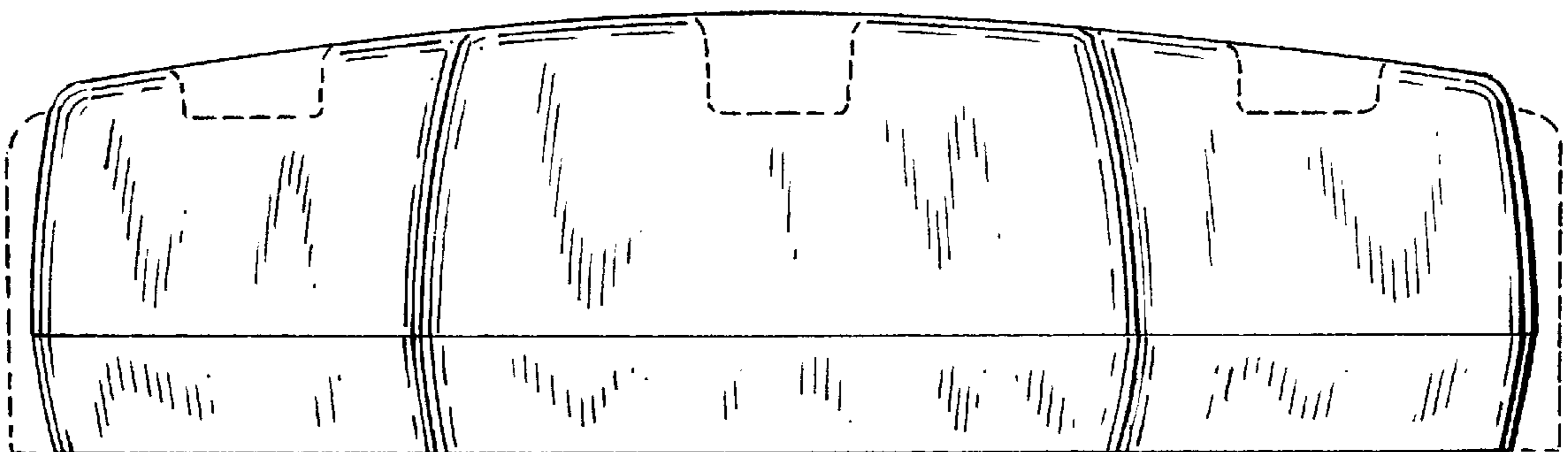
FIG. 1 is a side view of a side portion of a motorcycle rocker box embodying the present invention; and,

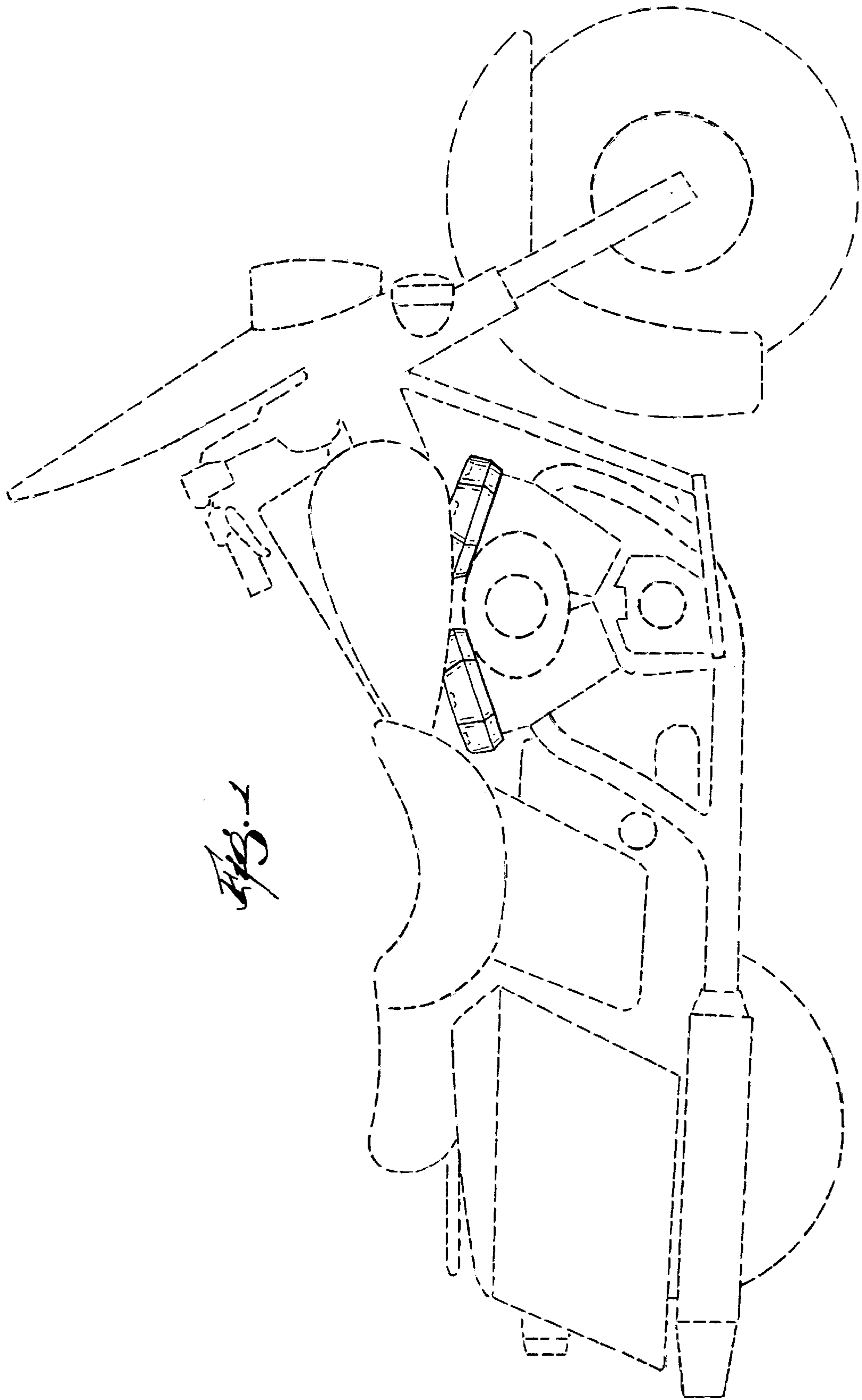
FIG. 2 is an enlarged side view of the side portion of a motorcycle rocker box of FIG. 1.

The present application is directed to the design illustrated in the drawings. The other features of the drawings, such as the motorcycle shown in FIG. 1, are not considered part of the design sought to be patented, and have accordingly been shown in broken lines.

The design sought to be patented is not visible in the front, rear, top, bottom and left side views. Accordingly, these views have been omitted.

1 Claim, 2 Drawing Sheets





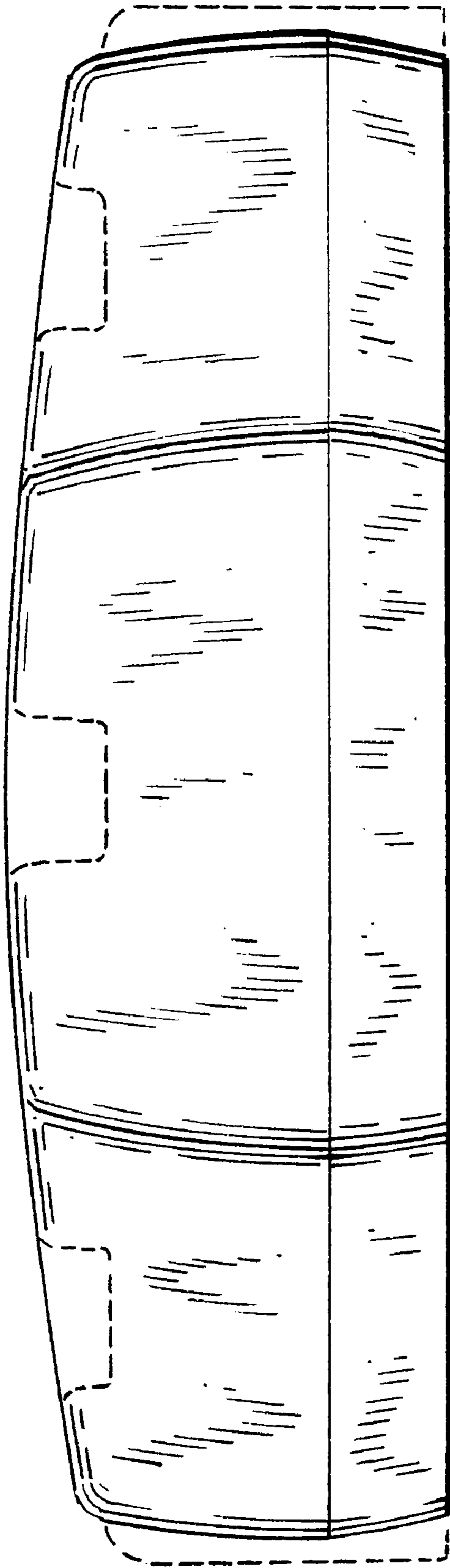


Fig. 2