



US00D457441S

(12) **United States Design Patent**
Modolo

(10) **Patent No.:** **US D457,441 S**

(45) **Date of Patent:** **** May 21, 2002**

(54) **WATCH**

(75) **Inventor:** **Dino Modolo**, La Chaux-de-Fonds
(CH)

(73) **Assignee:** **Raymond Weil, S. A.**, Grand Lancy
(CH)

(**) **Term:** **14 Years**

(21) **Appl. No.:** **29/144,890**

(22) **Filed:** **Jul. 12, 2001**

(30) **Foreign Application Priority Data**

Jan. 25, 2001 (XH) DM/055 058

(51) **LOC (7) Cl.** **10-02**

(52) **U.S. Cl.** **D10/39**

(58) **Field of Search** D10/30-39, 122-132;
368/281-282, 276-277, 285

(56) **References Cited**

U.S. PATENT DOCUMENTS

D305,411 S * 1/1990 Atagi D10/31

D311,694 S * 10/1990 Woomer D10/39
D329,612 S * 9/1992 Hysek D10/39
D333,988 S * 3/1993 Dumas D10/30
D351,559 S * 10/1994 Helleu D10/39
D390,788 S * 2/1998 Parmigiani D10/30
D407,029 S * 3/1999 Drucker D10/39

* cited by examiner

Primary Examiner—Nelson C. Holtje

(74) *Attorney, Agent, or Firm*—Collen Law Associates, PC;
Robert McDermott, Esq.

(57) **CLAIM**

The ornamental design for a watch, as shown and described.

DESCRIPTION

FIG. 1 is a perspective view of my new and ornamental design for a watch

FIG. 2 is a front view thereof

FIG. 3 is a rear view thereof

FIG. 4 is a right side view thereof

FIG. 5 is a left side view thereof; and,

FIG. 6 is a top view thereof.

1 Claim, 3 Drawing Sheets






FIG. 1

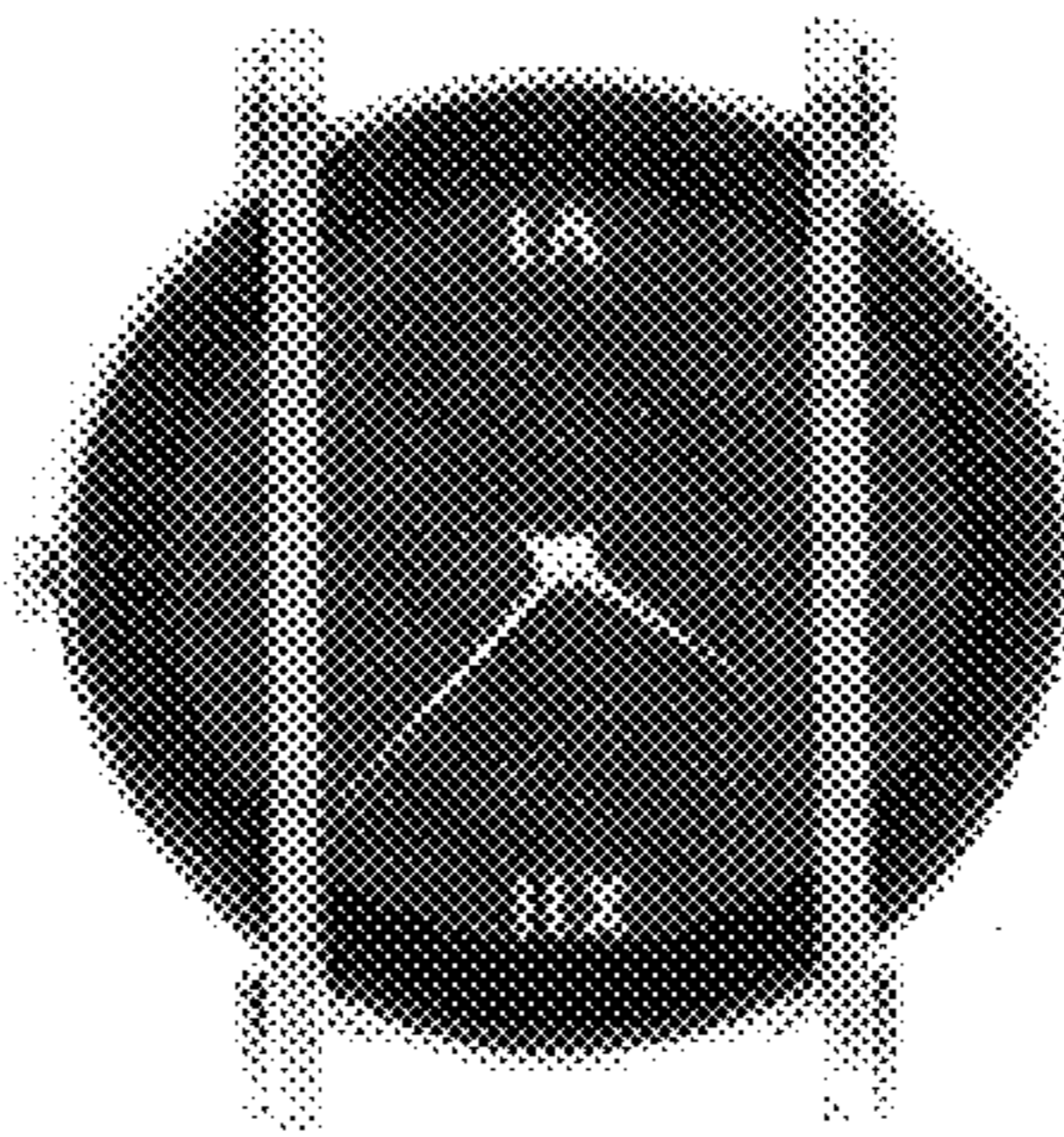


FIG. 2




FIG. 3



FIG. 4



FIG. 5



FIG. 6