



US00D457434S

(12) **United States Design Patent**  
**Soh et al.**

(10) **Patent No.:** **US D457,434 S**

(45) **Date of Patent:** **\*\* May 21, 2002**

(54) **TRAY FOR SEMICONDUCTOR PACKAGING**

D301,013 S \* 5/1989 Creaden ..... D9/456

5,400,904 A 3/1995 Maston, III et al.

5,960,960 A \* 10/1999 Yamamoto ..... 206/711

(75) Inventors: **Swee Chuan Soh**, Penang; **Tee Hock Lim**; **Geap Wooi Goh**, both of Bukit Mertajam; **Shuib Bin Hassan**, Seberang Perai, all of (MY)

**FOREIGN PATENT DOCUMENTS**

MY 00-00115 3/2000

(73) Assignee: **Texchem-Pack (M) SDN BHD**, Penang (MY)

\* cited by examiner

*Primary Examiner*—Dominic Simone

(\*\*) Term: **14 Years**

(74) *Attorney, Agent, or Firm*—Merchant & Gould P.C.

(21) Appl. No.: **29/136,212**

(57) **CLAIM**

(22) Filed: **Jan. 26, 2001**

The ornamental design for a tray for semiconductor packaging, as shown and described.

(51) **LOC (7) Cl.** ..... **09-07**

**DESCRIPTION**

(52) **U.S. Cl.** ..... **D9/456**

(58) **Field of Search** ..... D9/434, 456; 206/832, 206/710-712

FIG. 1 is a top plan view of a tray for semiconductor packaging showing our new design; FIG. 2 is a bottom plan view thereof; FIG. 3 is a left side elevational view thereof; FIG. 4 is a right side elevational view thereof; FIG. 5 is a rear elevational view thereof; and, FIG. 6 is a front elevational view thereof.

(56) **References Cited**


**U.S. PATENT DOCUMENTS**


D125,151 S \* 2/1941 Pagan ..... D9/456

3,469,686 A \* 9/1969 Gutsche et al. .... 206/712


3,719,273 A \* 3/1973 Abe ..... 206/712

**1 Claim, 6 Drawing Sheets**





**FIG. 1**



**FIG. 2**




**FIG. 3**



**FIG. 4**



**FIG. 5**



**FIG. 6**