



US00D457404S

(12) **United States Design Patent**  
**Jialin**

(10) **Patent No.:** **US D457,404 S**

(45) **Date of Patent:** **\*\* May 21, 2002**

(54) **PICK-UP TOOL**

(75) Inventor: **Liu Jialin**, Jiangsu (CN)

(73) Assignee: **Great Neck Saw Manufacturers, Inc.**,  
Mineola, NY (US)

(\*\*) Term: **14 Years**

(21) Appl. No.: **29/143,639**

(22) Filed: **Jun. 18, 2001**

(51) **LOC (7) Cl.** ..... **08-05**

(52) **U.S. Cl.** ..... **D8/14**

(58) **Field of Search** ..... D8/14; D19/47,  
D19/48, 49, 50; 335/285; 294/19.1, 65.5

(56) **References Cited**

**U.S. PATENT DOCUMENTS**

D378,337 S \* 3/1997 Reynolds et al. .... D8/14  
5,647,623 A \* 7/1997 Shiao ..... 294/65.5  
D397,006 S 8/1998 Coleman, Jr. et al. .... D8/14

5,945,901 A 8/1999 Coleman, Jr. et al. .... 335/285  
D413,497 S 9/1999 Coleman, Jr. et al. .... D8/14  
5,999,074 A 12/1999 Coleman, Jr. et al. .... 335/285

\* cited by examiner

*Primary Examiner*—Philip S. Hyder

(74) *Attorney, Agent, or Firm*—Joseph J. Previto

(57) **CLAIM**

The ornamental design for a pick-up tool, as shown and described.

**DESCRIPTION**

FIG. 1 is a perspective view of my new design.

FIG. 2 is a front view thereof.

FIG. 3 is a rear view thereof.

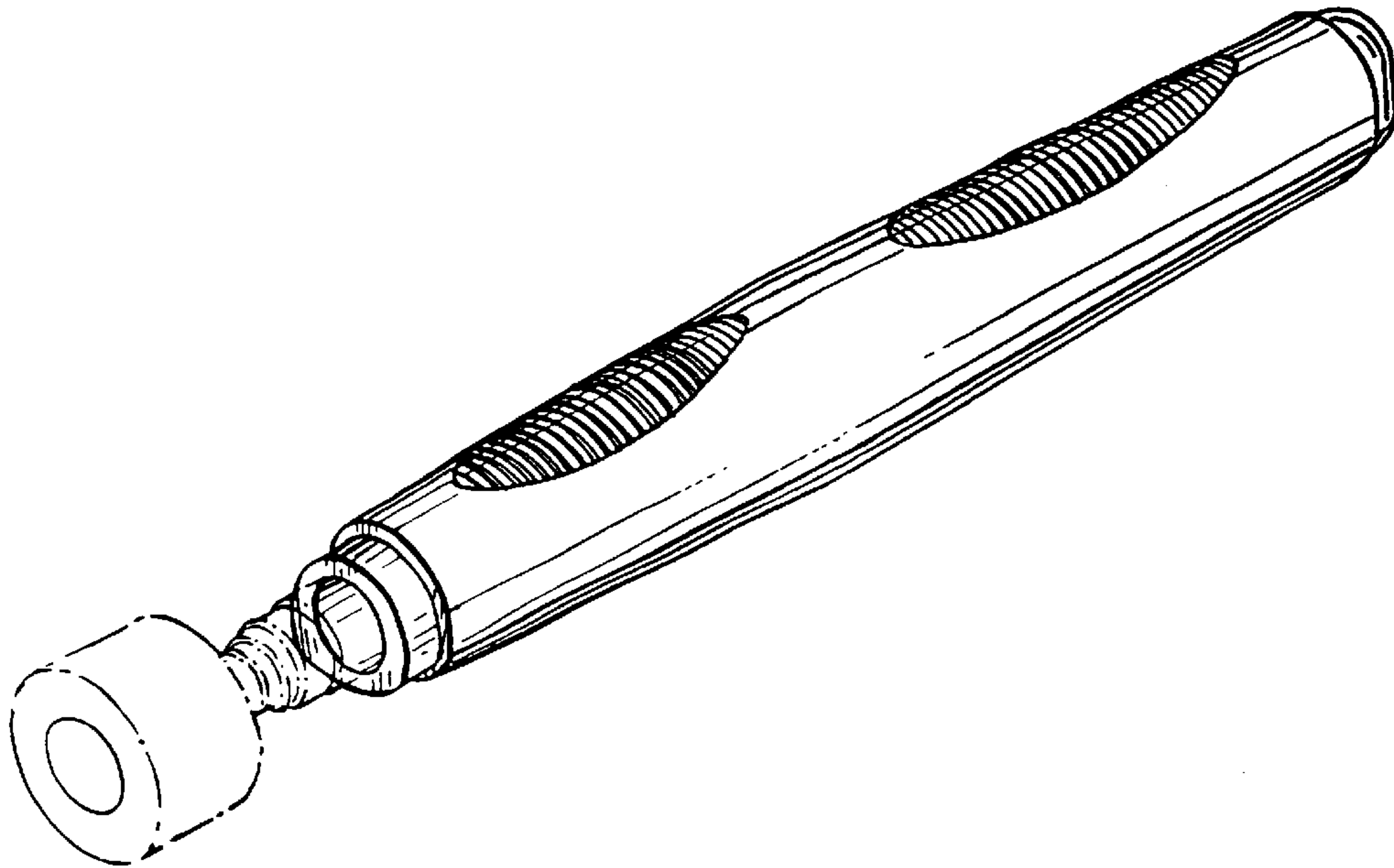
FIG. 4 is a top view thereof.

FIG. 5 is a side view thereof; and,

FIG. 6 is a bottom view thereof.

The broken line portion of FIG. 1 is for illustrative purposes only and forms no part of the claimed design.

**1 Claim, 2 Drawing Sheets**



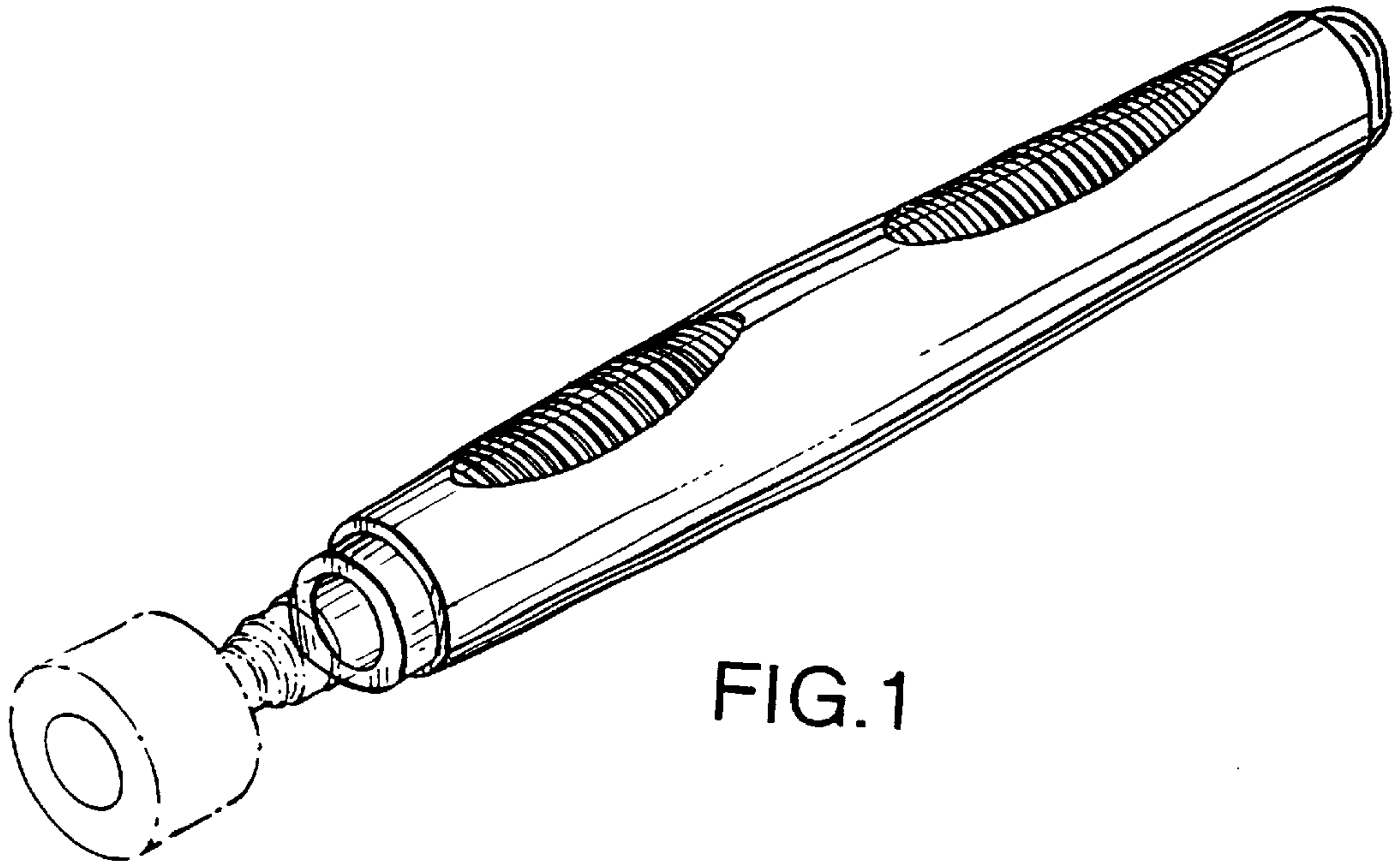


FIG. 1

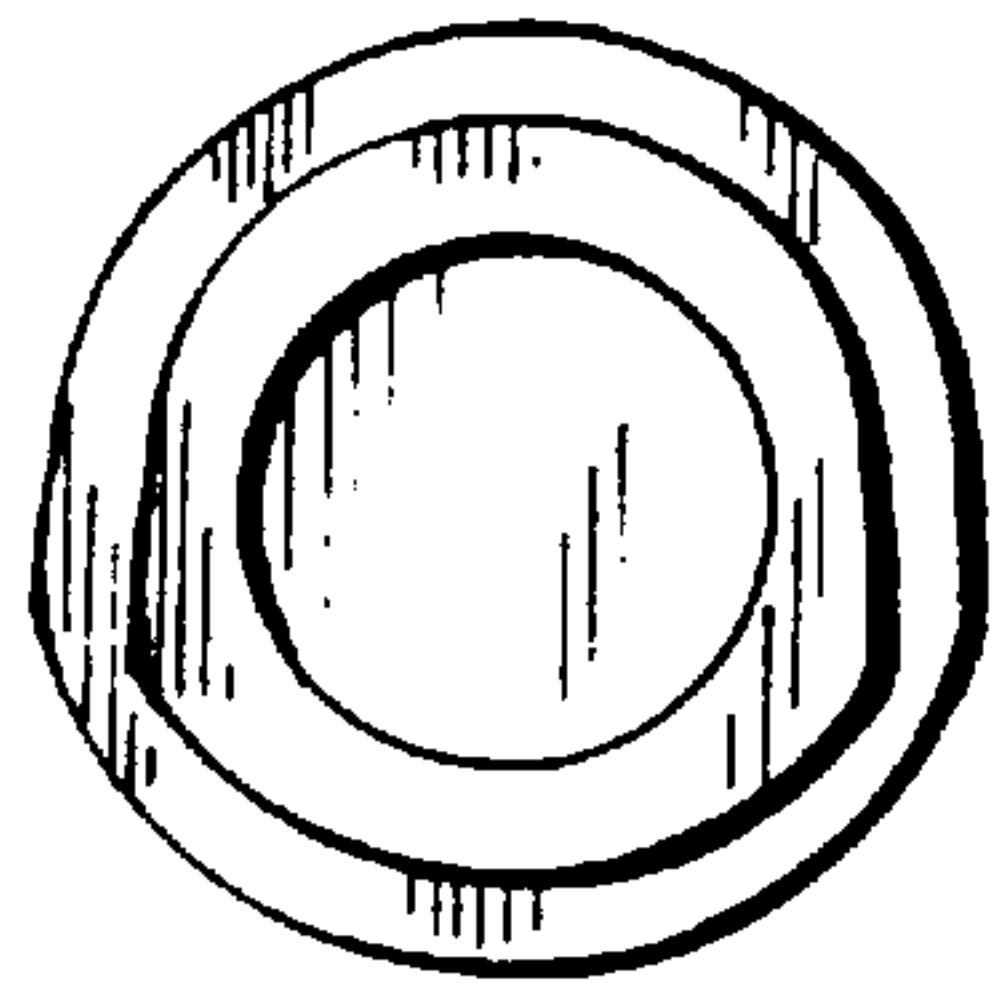


FIG. 2

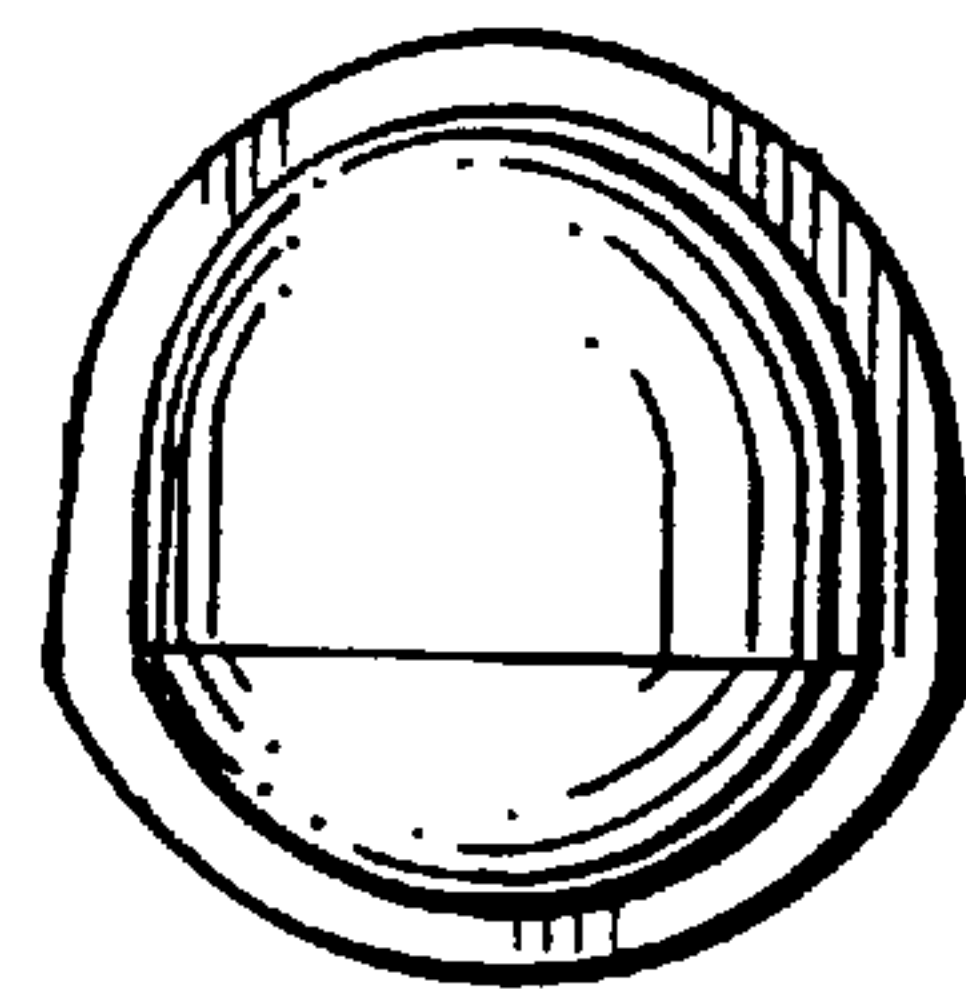


FIG. 3

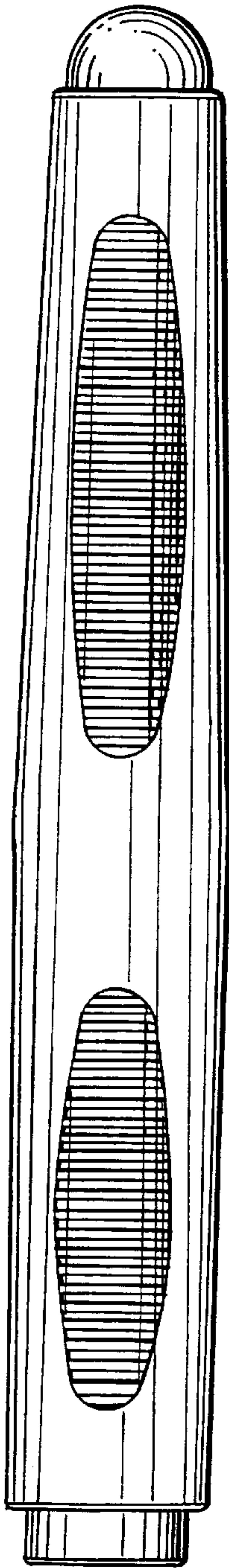


FIG. 4

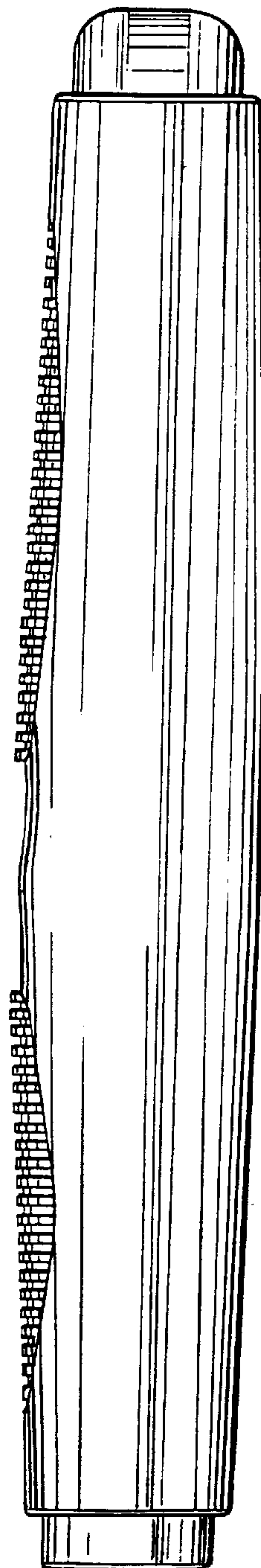


FIG. 5




FIG. 6