



US00D457397S

(12) **United States Design Patent**
Schäfer

(10) **Patent No.:** **US D457,397 S**

(45) **Date of Patent:** **** May 21, 2002**

(54) **GARLIC PRESS**

(75) **Inventor:** **Erhard Schäfer, Marktoberdorf (DE)**

(73) **Assignee:** **Rösle Metallwarenfabrik GmbH & Co. KG, Marktoberdorf (DE)**

(**) **Term:** **14 Years**

(21) **Appl. No.:** **29/139,400**

(22) **Filed:** **Mar. 29, 2001**

(30) **Foreign Application Priority Data**

Sep. 29, 2000 (DE) 400 09 487

(51) **LOC (7) Cl. 07-04**

(52) **U.S. Cl. D7/666**

(58) **Field of Search** D7/665, 666; 99/495,
99/510; 100/104, 110, 112, 125, 234, 243;
241/95, 168, 169

(56) **References Cited**

U.S. PATENT DOCUMENTS

2,776,616	A	*	1/1957	Sarossy	100/234
D279,754	S	*	7/1985	Hansen	D7/666
5,463,941	A	*	11/1995	Gibson	99/495
5,513,562	A	*	5/1996	Moor	100/112

* cited by examiner

Primary Examiner—Terry A. Wallace

(74) *Attorney, Agent, or Firm*—Sidley Austin Brown & Wood, LLP

(57) **CLAIM**

The ornamental design of a garlic press, as shown and described.

DESCRIPTION

FIG. 1 shows a front perspective view of a garlic press according to my new design;


FIG. 2 shows a bottom perspective view of the garlic press shown in FIG. 1 but pivoted by 90° with respect to the view shown in FIG. 1.

FIG. 3 shows a top perspective view of the garlic press shown in FIG. 1 but pivoted by 90° with respect to the view shown in FIG. 1.

FIG. 4 shows a side perspective view of the garlic press according to my new design in an expanded condition thereof; and,

FIG. 5 shows a side perspective view of the garlic press according to my new design opposite the view shown in FIG. 4.

1 Claim, 3 Drawing Sheets






FIG. 1




FIG. 2




FIG.3




FIG. 4

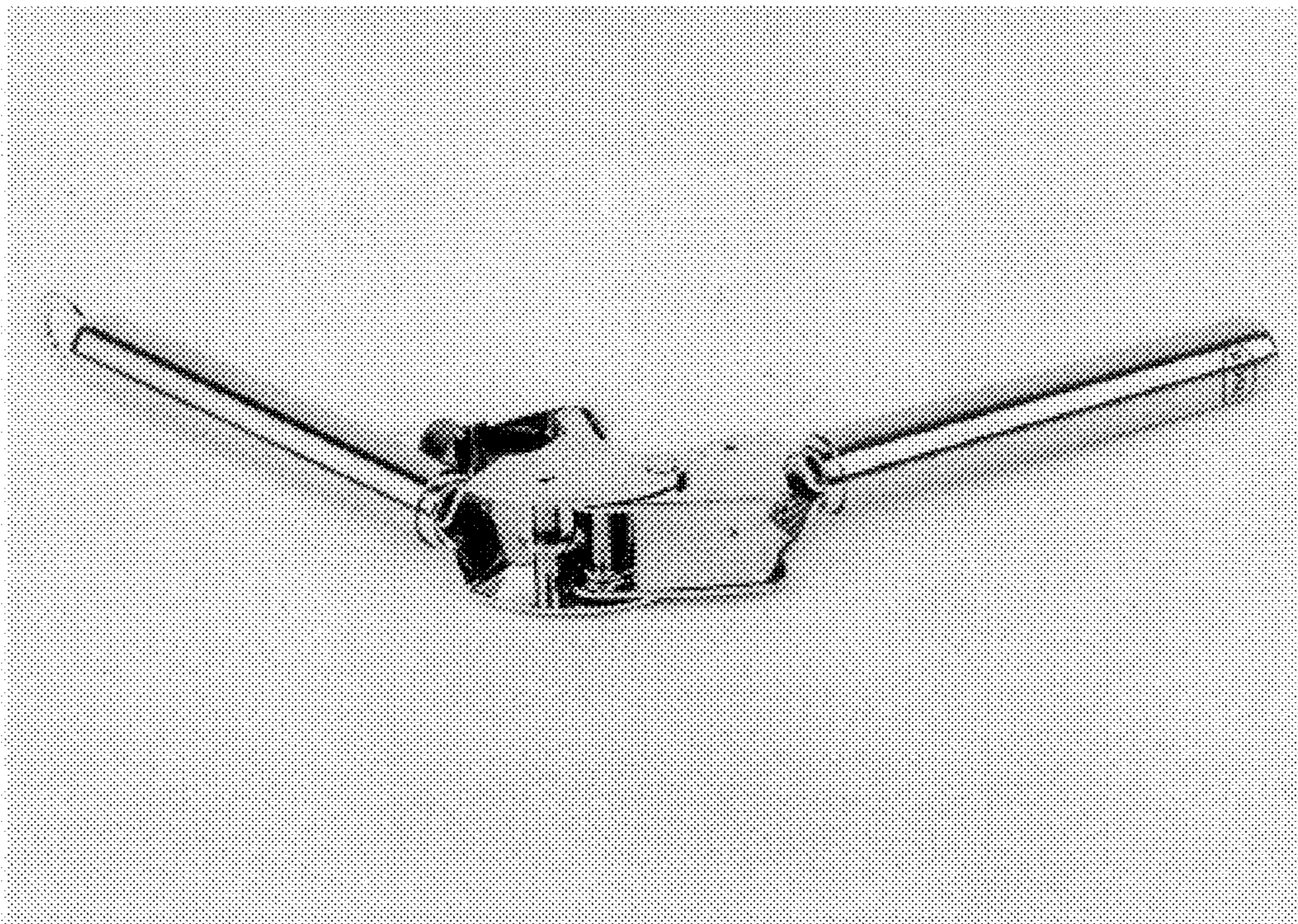


FIG. 5