



US00D457391S

(12) **United States Design Patent**
Davis

(10) **Patent No.:** **US D457,391 S**

(45) **Date of Patent:** **** May 21, 2002**

(54) **MUFFIN SCOOP**

(76) Inventor: **Marchiena H. Davis**, 2919 Bentwood Dr., Marietta, GA (US) 30062-4608

(**) Term: **14 Years**

(21) Appl. No.: **29/134,622**

(22) Filed: **Dec. 26, 2000**

(51) **LOC (7) Cl.** **07-02**

(52) **U.S. Cl.** **D7/401.2**

(58) **Field of Search** D7/688, 691, 692,
D7/642, 401.2; 15/236.01; 30/142, 324;
294/1.1, 7, 8, 51, 55; D8/14, 16, 33, 46,
47

(56) **References Cited**

U.S. PATENT DOCUMENTS

D32,387 S	*	3/1900	Baird	D7/691
2,243,236 A	*	5/1941	Walsh	294/1.1
2,602,686 A	*	7/1952	Raines	294/1.1
D247,367 S	*	2/1978	Dragan	D7/688 X
4,159,839 A	*	7/1979	Sigler	294/1.1
D294,552 S	*	3/1988	Jagger	D7/642

* cited by examiner

Primary Examiner—Terry A. Wallace

(74) *Attorney, Agent, or Firm*—Baker, Donelson, Bearman & Caldwell

(57) **CLAIM**

The ornamental design for a muffin scoop, as shown and described.

DESCRIPTION

FIG. 1 is a perspective view of my new design for a muffin scoop;

FIG. 2 is a front elevational view thereof;

FIG. 3 is a back elevational view thereof;

FIG. 4 is a right side elevational view thereof, the left side elevational view being a mirror image;

FIG. 5 is a top plan view thereof; and,

FIG. 6 is a bottom plan view thereof.

The phantom line illustration in FIG. 1 of a muffin pan and muffins and the phantom line drawing of a handle in FIGS. 1–6, are for purposes of illustrating the environment of the muffin scoop and form no part of the claimed invention.

1 Claim, 3 Drawing Sheets

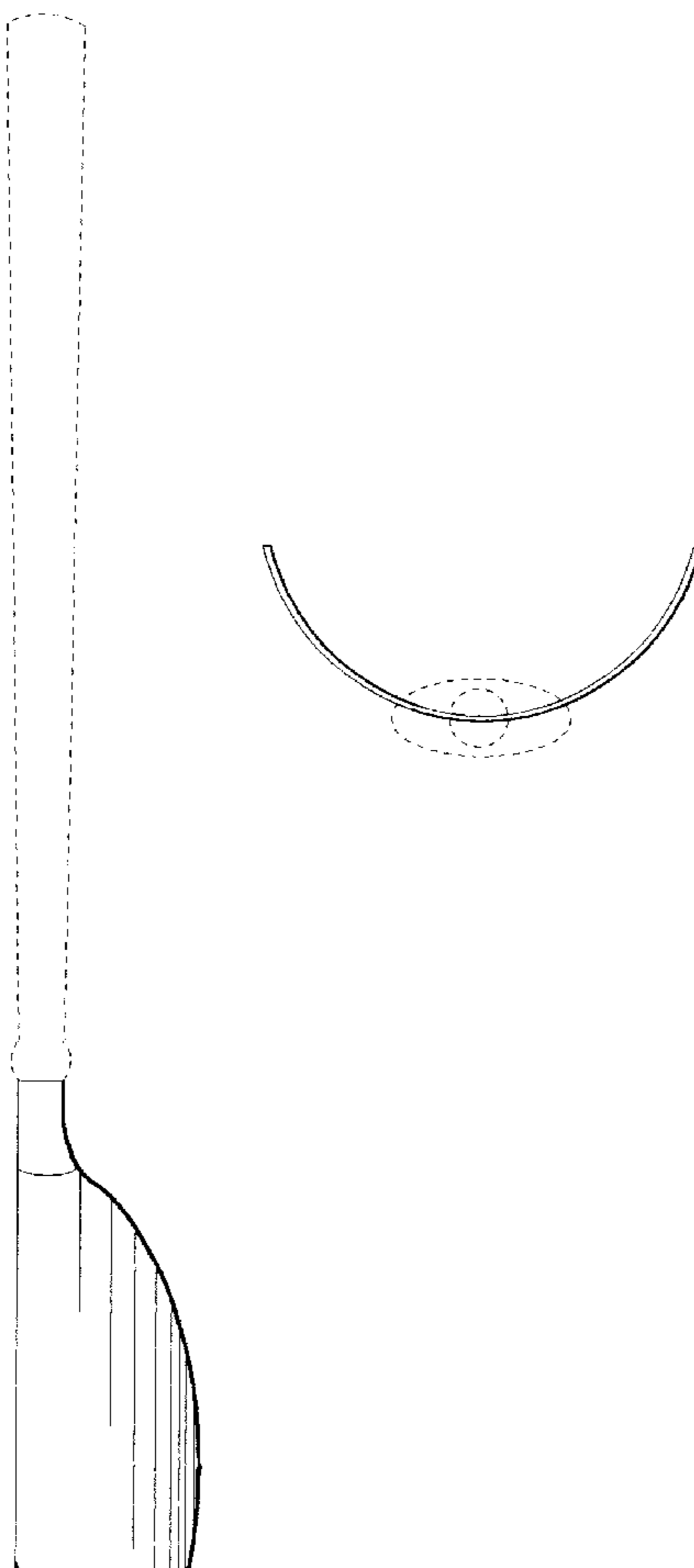


Fig. 1

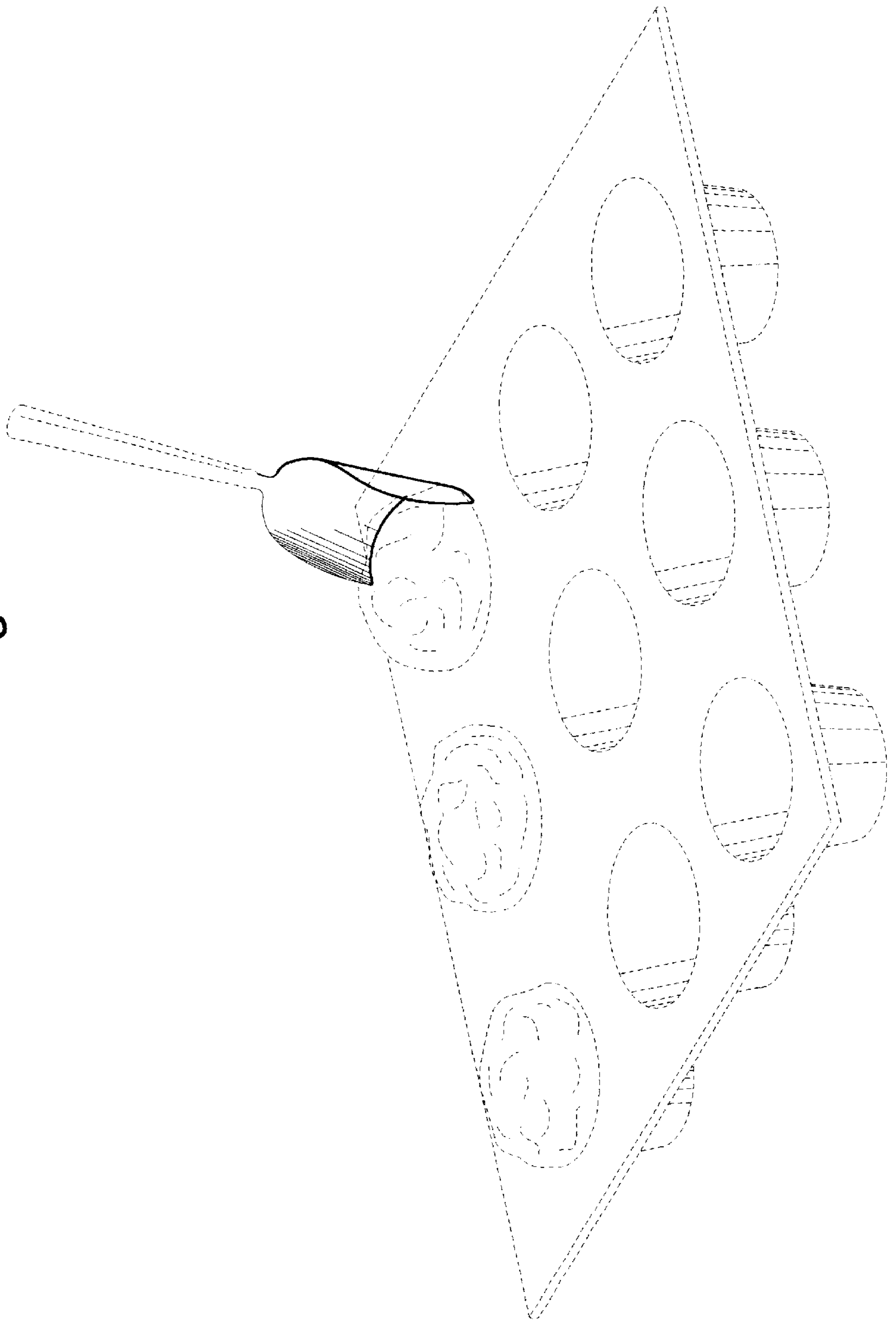


Fig. 2

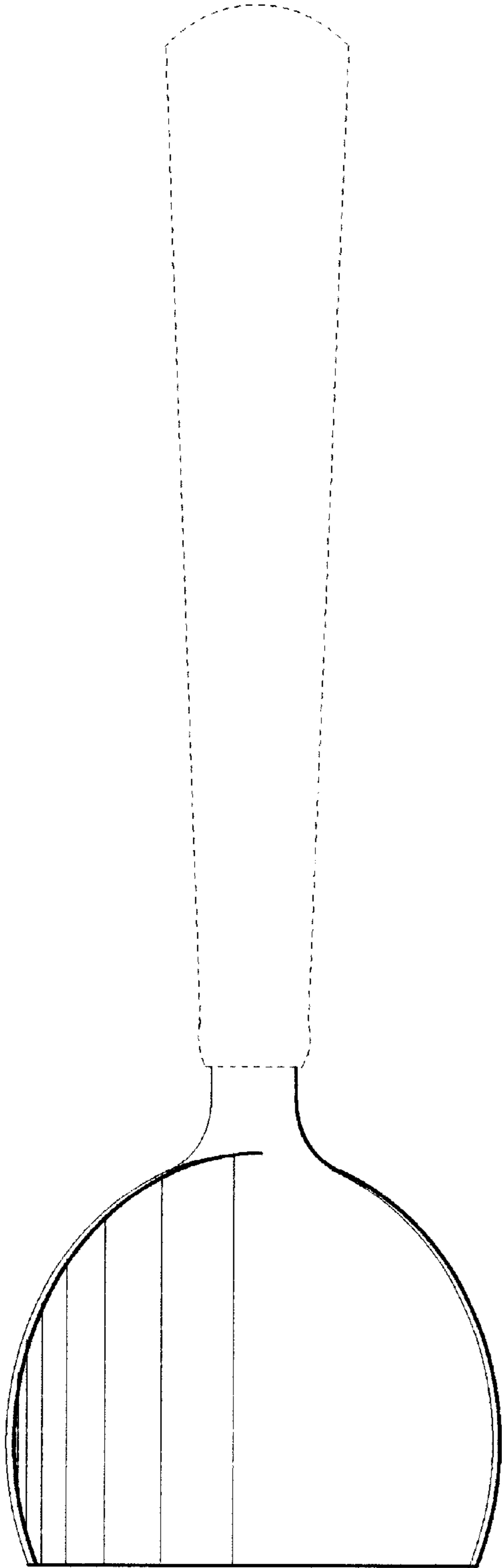


Fig. 3

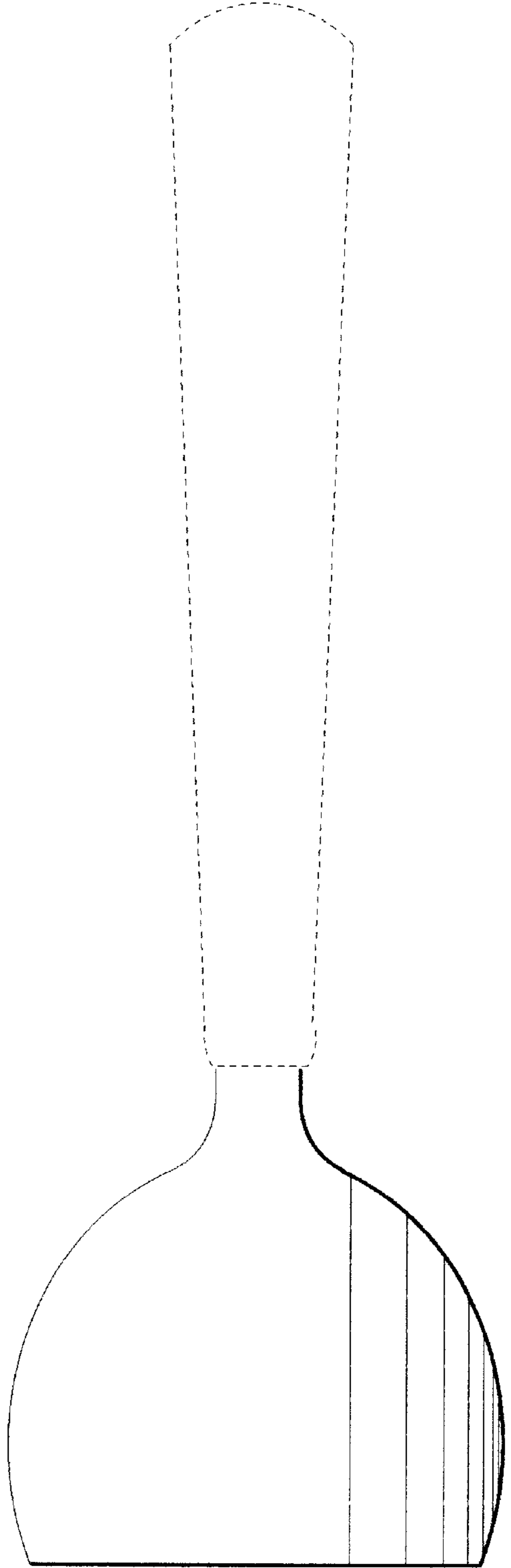


Fig. 4




Fig. 5

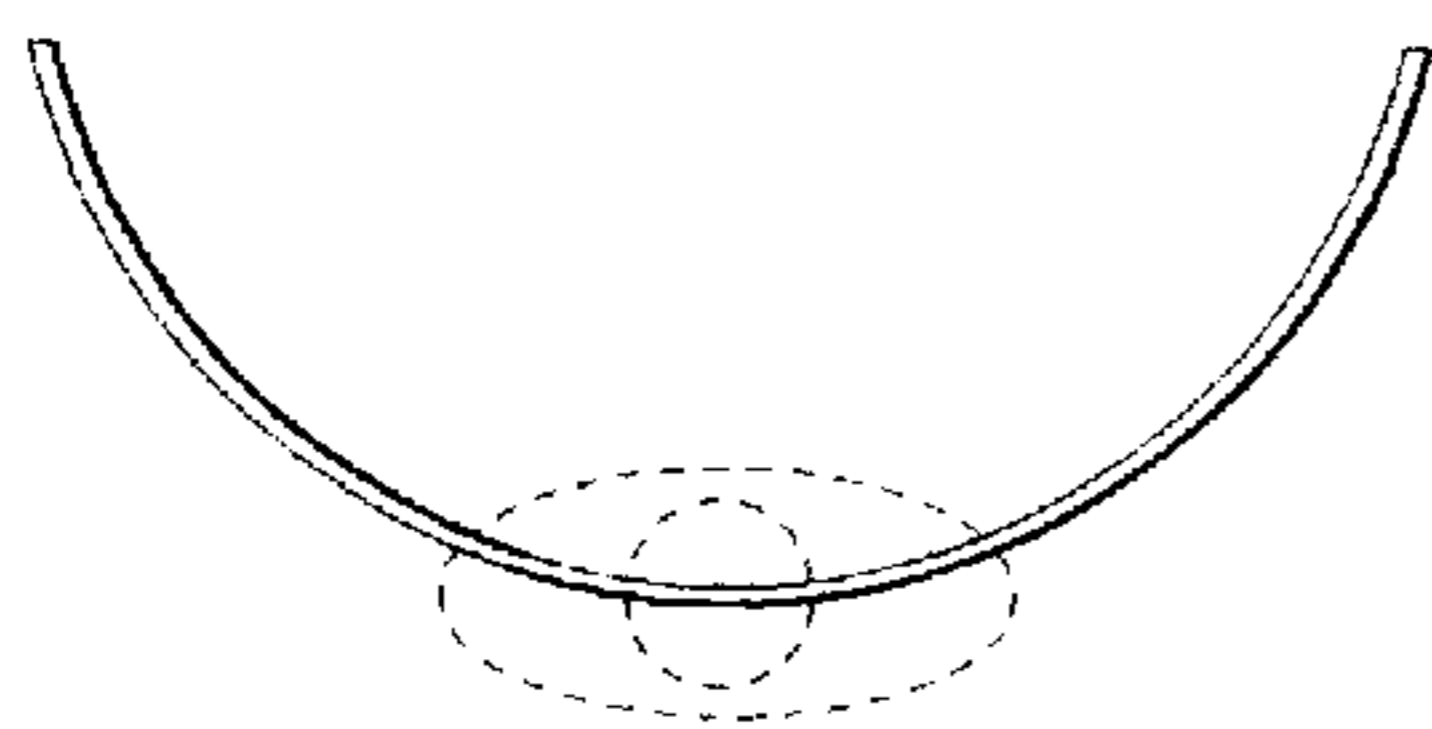


Fig. 6

