



US00D457386S

(12) **United States Design Patent**
Coudurier

(10) **Patent No.:** **US D457,386 S**

(45) **Date of Patent:** **** May 21, 2002**

(54) **HANDLE FOR KITCHEN UTENSILS**

(75) Inventor: **Olivier Coudurier**, Marigny St. Marcel (FR)

(73) Assignee: **Tefal S.A.**, Rumilly (FR)

(**) Term: **14 Years**

(21) Appl. No.: **29/139,679**

(22) Filed: **Apr. 5, 2001**

(30) **Foreign Application Priority Data**

Oct. 5, 2000 (FR) 00 5758

(51) **LOC (7) Cl.** **07-02**

(52) **U.S. Cl.** **D7/394; D8/317**

(58) **Field of Search** D7/393-395, 354-361;
16/431, 436, 110.1, 430; 220/573.1, 752-755,
760, 912; D8/317

(56) **References Cited**

U.S. PATENT DOCUMENTS

D202,682 S * 10/1965 Goldman D8/317

D246,424 S * 11/1977 Clayton D8/317

4,575,897 A * 3/1986 Fischbach 16/431

D402,530 S * 12/1998 Simons et al. D8/317

* cited by examiner

Primary Examiner—Terry A. Wallace

(74) *Attorney, Agent, or Firm*—Young & Thompson

(57) **CLAIM**

The ornamental design for a handle for kitchen utensils, as shown and described.

DESCRIPTION

FIG. 1 is a top, side and end perspective view of a handle for kitchen utensils, showing my new design;

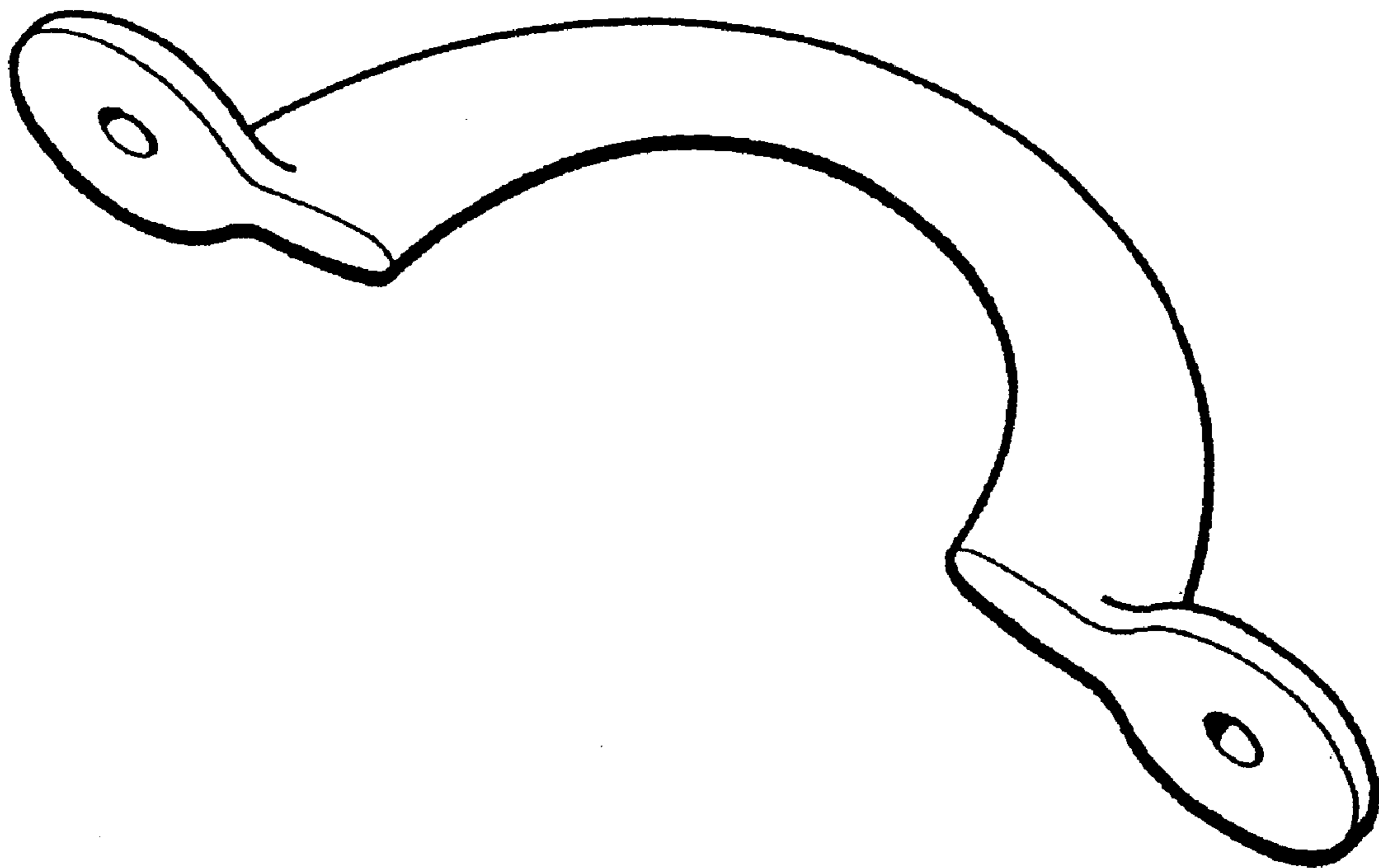
FIG. 2 is a side elevational view thereof, the side opposite that shown in FIG. 2 being identical thereto;

FIG. 3 is an end elevational view thereof, the end opposite that shown in FIG. 3 being identical thereto;

FIG. 4 is an top plan view thereof; and,

FIG. 5 is a bottom plan view thereof.

1 Claim, 5 Drawing Sheets



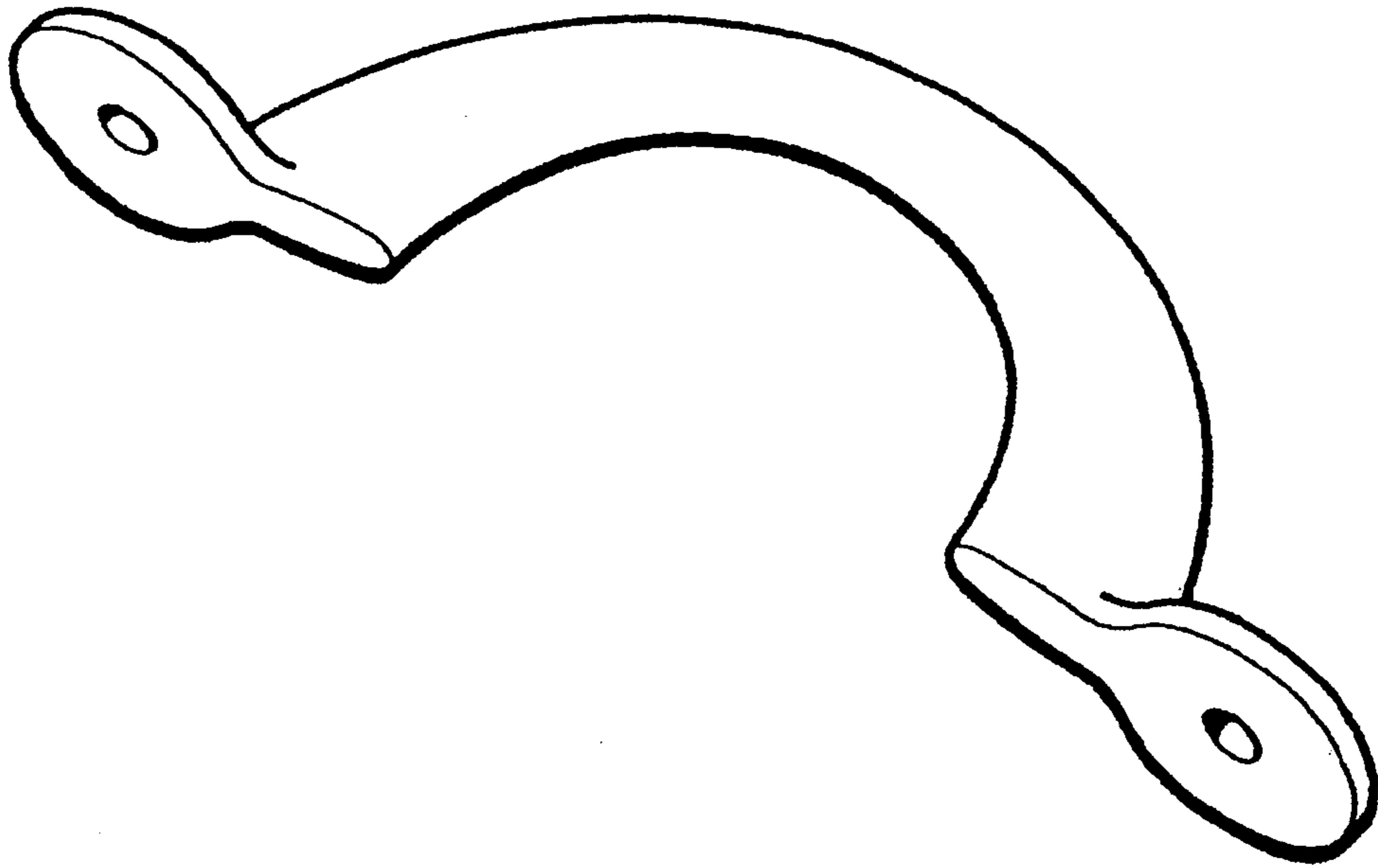


Fig. 1

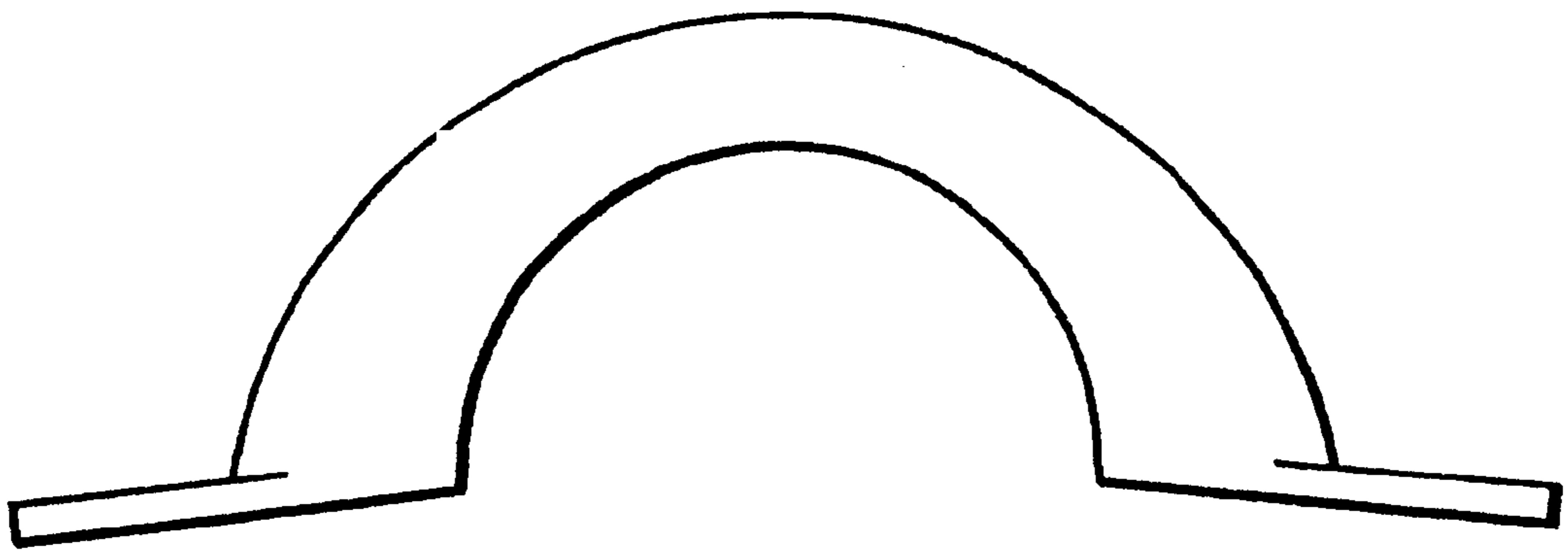


Fig. 2




Fig. 3




Fig. 4




Fig. 5