



US00D457365S

(12) **United States Design Patent**
Shea

(10) **Patent No.:** **US D457,365 S**

(45) **Date of Patent:** **** May 21, 2002**

(54) **SWINGABLE MERCHANDISE DISPLAY**

(76) Inventor: **Thomas M. Shea**, 1343 Rochester Rd.,
Suite 100, Troy, MI (US) 48083

(**) Term: **14 Years**

(21) Appl. No.: **29/134,419**

(22) Filed: **Dec. 20, 2000**

(51) **LOC (7) Cl.** **06-06**

(52) **U.S. Cl.** **D6/513; D6/567**

(58) **Field of Search** D6/512, 514, 552,
D6/553, 567; 211/13.1, 60.1, 86.01, 87.01,
89.01, 106, 106.01, 113, 181.1, 182; 248/302,
309.1, 309.2, 317

(56) **References Cited**

U.S. PATENT DOCUMENTS

5,386,916 A	2/1995	Valiulis	
5,405,022 A	4/1995	Rissley	
5,415,370 A	5/1995	Valiulis	
5,553,721 A	9/1996	Gebka	
5,957,422 A *	9/1999	Shea	211/87.01 X
6,006,929 A *	12/1999	Leonard	211/87.01 X

* cited by examiner

Primary Examiner—Brian N. Vinson
(74) *Attorney, Agent, or Firm*—Gifford, Krass, Groh,
Sprinkle, Anderson & Citkowski, P.C.

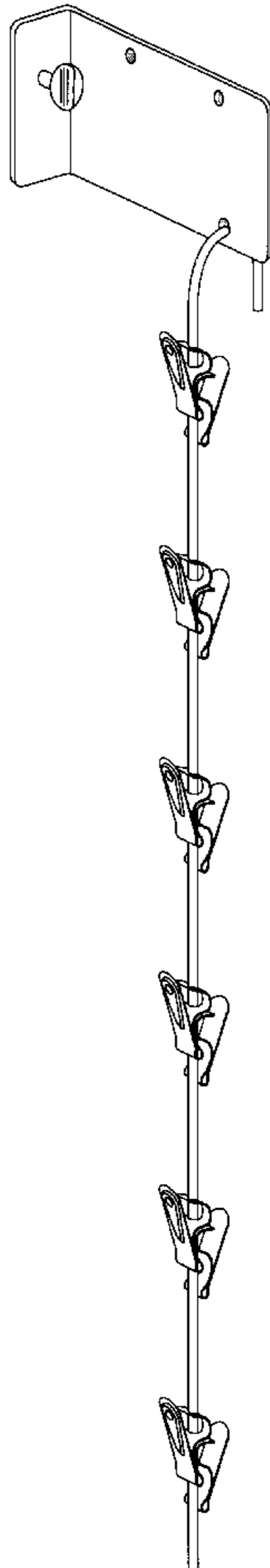
(57) **CLAIM**

I claim the ornamental design for a swingable merchandise display, as shown and described.

DESCRIPTION

FIG. 1 is a top, front and right side perspective view of a swingable merchandise display showing my new design; FIG. 2 is an enlarged right side elevational view of the vertical component thereof; FIG. 3 is an enlarged front elevational view of the vertical component thereof; FIG. 4 is an enlarged bottom plan view of the vertical component thereof; FIG. 5 is an enlarged top plan view of the vertical component thereof; FIG. 6 is an enlarged left side elevational view of the vertical component thereof; and, FIG. 7 is an enlarged rear elevational view of the vertical component thereof. The bracket component has been omitted from most views for convenience of illustration.

1 Claim, 3 Drawing Sheets






Fig-1

Fig-2

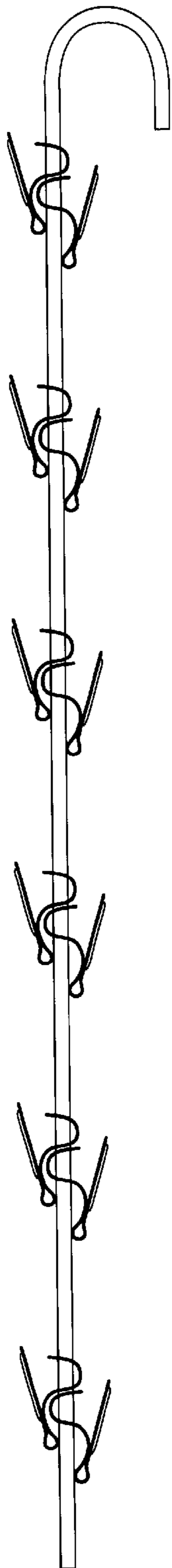


Fig-3

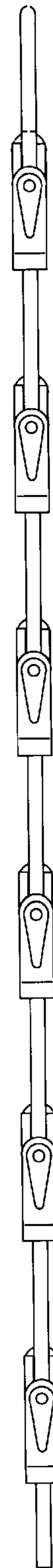


Fig-4

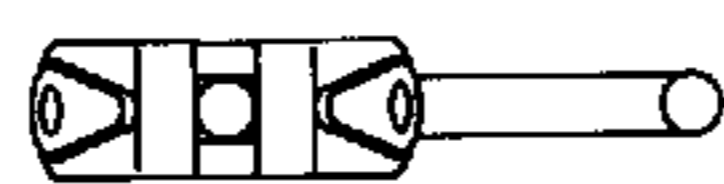


Fig-5


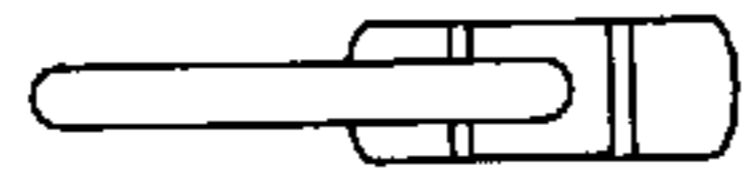


Fig-6

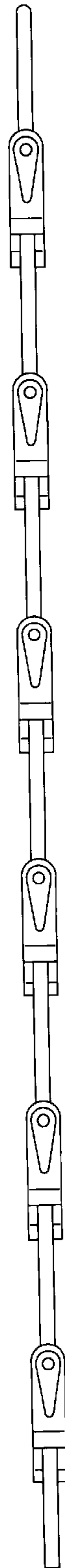


Fig-7