



US00D457348S

(12) **United States Design Patent**  
**Maitland-Smith**

(10) **Patent No.:** **US D457,348 S**

(45) **Date of Patent:** **\*\* May 21, 2002**

(54) **CHEST**

(75) **Inventor:** **Paul Maitland-Smith, Ho Chi Minh (VN)**

(73) **Assignee:** **Statecraft International Inc., Port Vila (VU)**

(\*\*) **Term:** **14 Years**

(21) **Appl. No.:** **29/128,383**

(22) **Filed:** **Aug. 23, 2000**

(51) **LOC (7) Cl.** ..... **06-04**

(52) **U.S. Cl.** ..... **D6/434; D6/446; D6/448**

(58) **Field of Search** ..... **D6/432-448; 312/114, 312/138.1, 204, 224**

(56) **References Cited**

**U.S. PATENT DOCUMENTS**

D196,656 S	*	10/1963	Smith	.....	D6/446
D224,197 S	*	7/1972	Peters	.....	D6/446
D387,580 S	*	12/1997	Walters, III et al.	.....	D6/434
D401,446 S	*	11/1998	Hazen et al.	.....	D6/446
D401,449 S	*	11/1998	Hazen et al.	.....	D6/446

**OTHER PUBLICATIONS**

Furniture Today, Chest, p. 228, Oct. 11, 1999.\*

\* cited by examiner

*Primary Examiner*—Cathron C. Brooks

(74) *Attorney, Agent, or Firm*—Womble Carlyle Sandridge & Rice, PLLC

(57) **CLAIM**

The ornamental design for a chest, as shown and described.

**DESCRIPTION**

FIG. 1 is a front perspective view of a chest showing my new design;


FIG. 2 is a front elevational view thereof;

FIG. 3 is a side elevational view, the opposite side being a mirror image thereof; and,

FIG. 4 is a top elevational view thereof.

The bottom and rear views of the design are not shown and are not part of the claimed design. The dashed lines represent environmental elements only and are not part of the claimed design.

**1 Claim, 4 Drawing Sheets**






FIG. 1


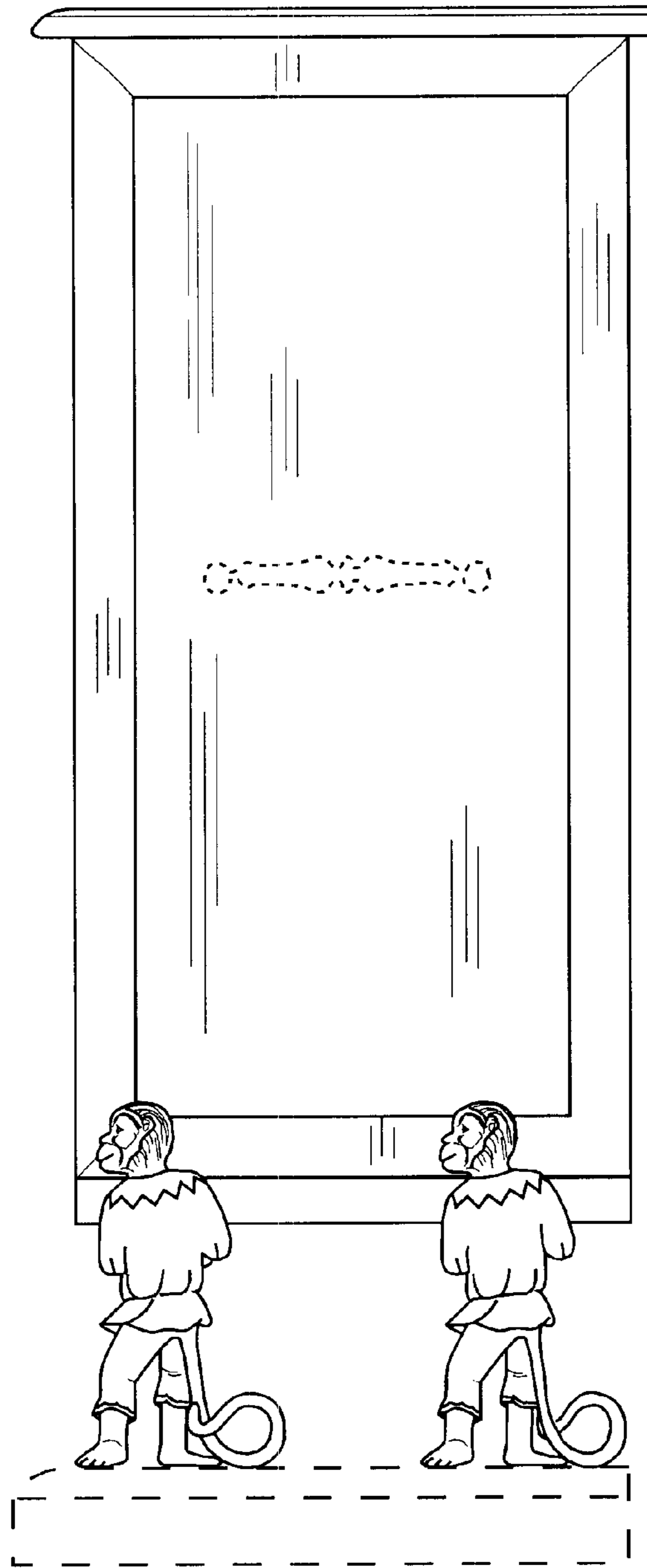



FIG. 2



**FIG. 3**



**FIG. 4**