



US00D457338S

(12) **United States Design Patent**
Grosfillex

(10) **Patent No.:** **US D457,338 S**

(45) **Date of Patent:** **** May 21, 2002**

(54) **ARMCHAIR**

(75) **Inventor:** **Raymond Grosfillex, Oyonnax (FR)**

(73) **Assignee:** **Grosfillex Sarl, Oyonnax (FR)**

(**) **Term:** **14 Years**

(21) **Appl. No.:** **29/140,407**

(22) **Filed:** **Apr. 19, 2001**

(30) **Foreign Application Priority Data**

Oct. 19, 2000 (XH) DMA/005 060

(51) **LOC (7) Cl.** **06-01**

(52) **U.S. Cl.** **D6/370; D6/379**

(58) **Field of Search** D6/334, 370, 374,
D6/379, 380, 500, 501, 502; 297/445.1,
452.63, DIG. 2

(56) **References Cited**

U.S. PATENT DOCUMENTS

- D329,337 S * 9/1992 Grosfillex D6/370
- D331,501 S * 12/1992 Grosfillex D6/370
- D338,115 S * 8/1993 Grosfillex D6/370

- D389,329 S * 1/1998 Krause et al. D6/370
- D399,666 S * 10/1998 Muller D6/370
- D409,012 S * 5/1999 Grosfillex D6/370
- D417,344 S * 12/1999 van Rhiene D6/379 X
- D418,320 S * 1/2000 Grosfillex D6/370
- D419,323 S * 1/2000 Muller D6/370

* cited by examiner

Primary Examiner—Gary D. Watson

(74) *Attorney, Agent, or Firm*—Dowell & Dowell, P.C.


(57) **CLAIM**

The ornamental design for an armchair, as shown and described.

DESCRIPTION

FIG. 1 is a front perspective view of an armchair showing my new design;
 FIG. 2 is a front elevational view;
 FIG. 3 is a rear elevational view;
 FIG. 4 is a right side view;
 FIG. 5 is a top plan view; and,
 FIG. 6 is a bottom plan view.

1 Claim, 2 Drawing Sheets






FIG. 1




FIG. 5




FIG. 6




FIG. 2

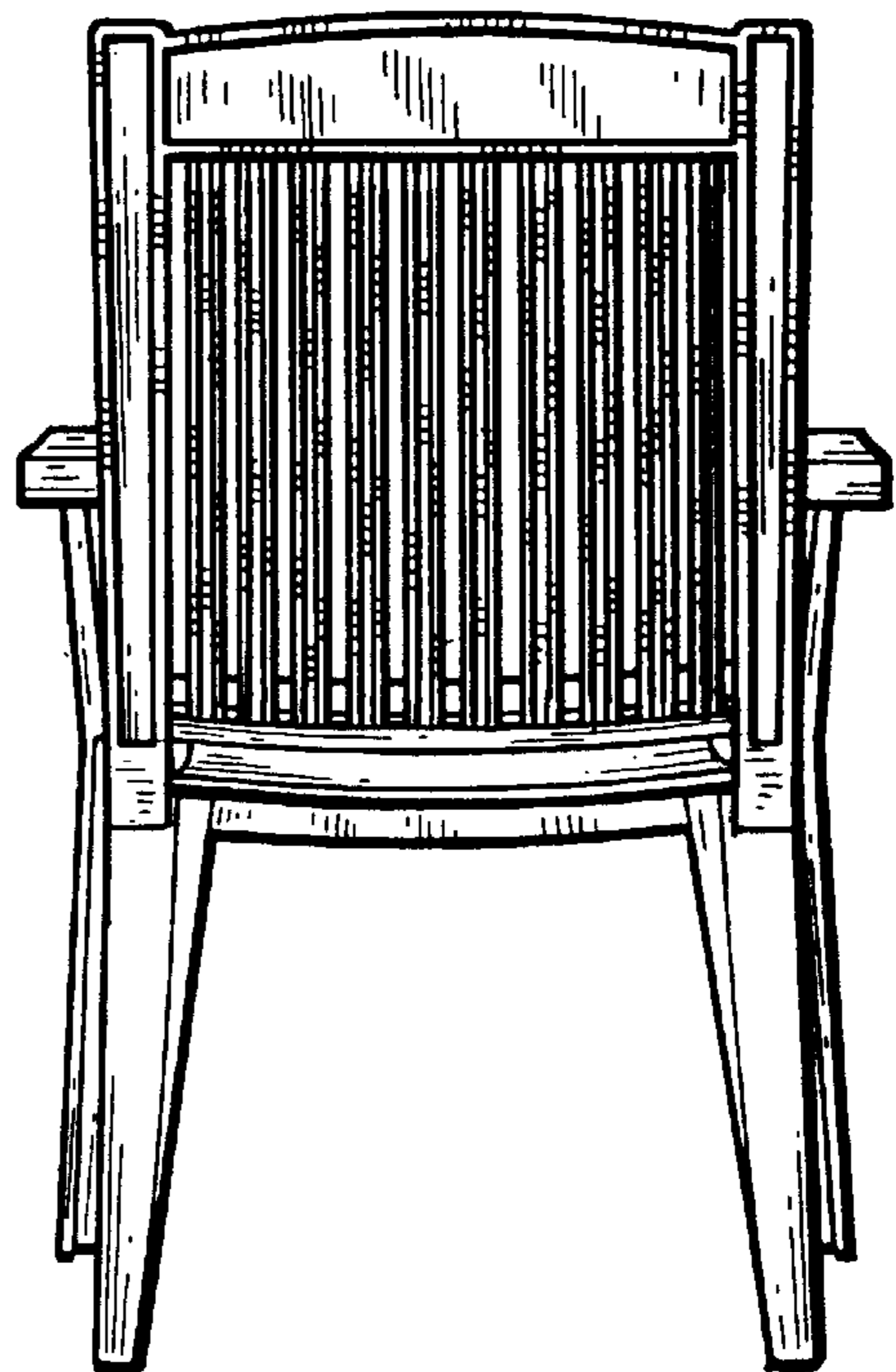


FIG. 3




FIG. 4