



US00D457326S

(12) **United States Design Patent**
Winkler et al.

(10) **Patent No.:** **US D457,326 S**

(45) **Date of Patent:** **** May 21, 2002**

(54) **TOOTHBRUSH**

D391,769 S * 3/1998 Kling et al. D4/104
D419,773 S * 2/2000 Beals et al. D4/104

(75) Inventors: **Till Winkler**, Kronberg; **Duy Phong Vu**, Frankfurt am Main, both of (DE)

* cited by examiner

(73) Assignee: **Braun GmbH** (DE)

Primary Examiner—Lisa Lichtenstein

(**) Term: **14 Years**

(74) *Attorney, Agent, or Firm*—Fish & Richardson P.C.

(21) Appl. No.: **29/144,394**

(57) **CLAIM**

(22) Filed: **Jul. 2, 2001**

The ornamental design for a toothbrush, as shown and described.

(30) **Foreign Application Priority Data**

DESCRIPTION

Jan. 17, 2001 (DE) 4 01 00 392

FIG. 1 is a perspective view of a toothbrush from above, showing our design;

(51) **LOC (7) Cl.** **04-02**

FIG. 2 is a left side view of the appliance of FIG. 1;

(52) **U.S. Cl.** **D4/104**

FIG. 3 is a front side view of the appliance of FIG. 2;

(58) **Field of Search** D4/104–112, 132–134,
D4/138; 15/143.1, 159.1, 160, 167.1, 167.2;
132/308; 601/139, 141

FIG. 4 is a rear side view of the appliance of FIG. 2;

FIG. 5 is a top view of the appliance of FIG. 2; and,

FIG. 6 is a bottom plan view of the appliance of FIG. 2.

(56) **References Cited**

U.S. PATENT DOCUMENTS

D359,167 S * 6/1995 Barre D4/104

1 Claim, 2 Drawing Sheets

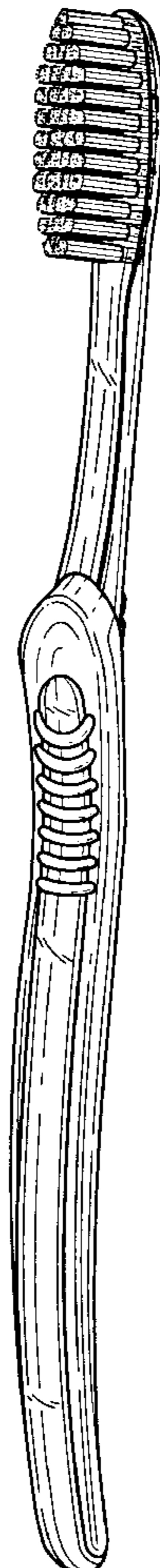


FIG. 1

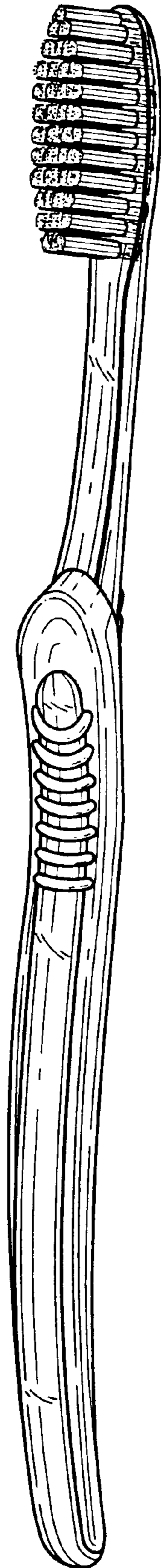


FIG. 5



FIG. 2

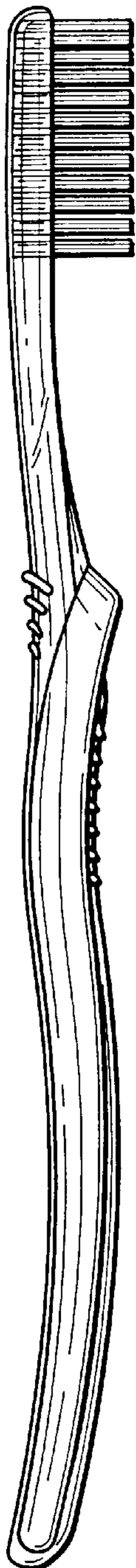


FIG. 3

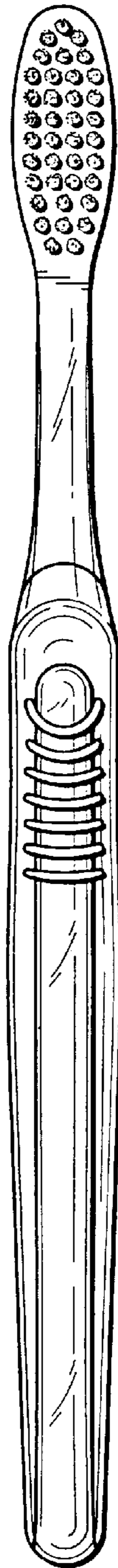


FIG. 4



FIG. 6

