



US00D457325S

(12) **United States Design Patent**
Wilson et al.

(10) **Patent No.:** **US D457,325 S**

(45) **Date of Patent:** **** May 21, 2002**

(54) **TOOTHBRUSH**

(75) Inventors: **Kenneth Bradley Wilson**, Iowa City, IA (US); **Florina Winter**, Schmittgen (DE); **Lavern Weinschenk, Jr.**, Princeton, IA (US)

(73) Assignee: **The Gillette Company**, Boston, MA (US)

(**) Term: **14 Years**

(21) Appl. No.: **29/140,441**

(22) Filed: **Apr. 17, 2001**

(51) **LOC (7) Cl.** **23-04**

(52) **U.S. Cl.** **D4/104**

(58) **Field of Search** D4/104-112, 132-134, D4/138; 15/143.1, 159.1, 160, 167.1, 186, 187; 132/308; 601/139, 141

(56) **References Cited**

U.S. PATENT DOCUMENTS

D238,834 S	*	2/1976	Hjelle	D4/104
D358,486 S		5/1995	Loew	D4/104
D419,773 S	*	2/2000	Beals et al.	D4/104
D422,413 S		4/2000	Goldfinger et al.	D4/104

* cited by examiner

Primary Examiner—Lisa Lichtenstein
(74) *Attorney, Agent, or Firm*—David A. Howley

(57) **CLAIM**

The ornamental design for a toothbrush, as shown and described.

DESCRIPTION

FIG. 1 is a perspective view as seen from the top, front and side of a toothbrush showing my new design;
 FIG. 2 is a top plan view thereof;
 FIG. 3 is a side elevational view thereof, the opposite side elevation being a mirror image thereof;
 FIG. 4 is a bottom plan view thereof;
 FIG. 5 is a front elevational view thereof;
 FIG. 6 is a rear elevational view thereof;
 FIG. 7 is a perspective view as seen from the top, front and sides of a toothbrush showing a second embodiment of my new design;
 FIG. 8 is a top plan view of FIG. 7;
 FIG. 9 is a side elevational view thereof, the opposite side elevation being a mirror image of FIG. 7;
 FIG. 10 is a bottom plan view of FIG. 7;
 FIG. 11 is a front elevational view of FIG. 7; and,
 FIG. 12 is a rear elevational view of FIG. 7.

The broken line representation in FIGS. 7-12 is for environmental purposes only and does not constitute a part of the new design in those figures.

The broken line showing of environmental structure in Figs. is for illustrative purposes only and forms no part of the claimed design.

1 Claim, 6 Drawing Sheets

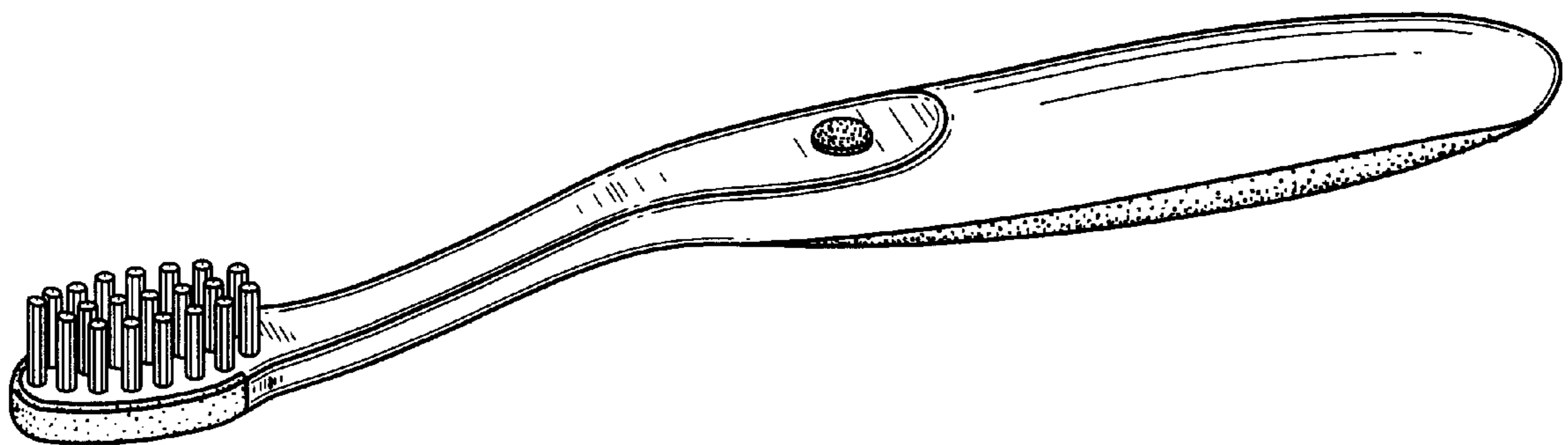


FIG. 1

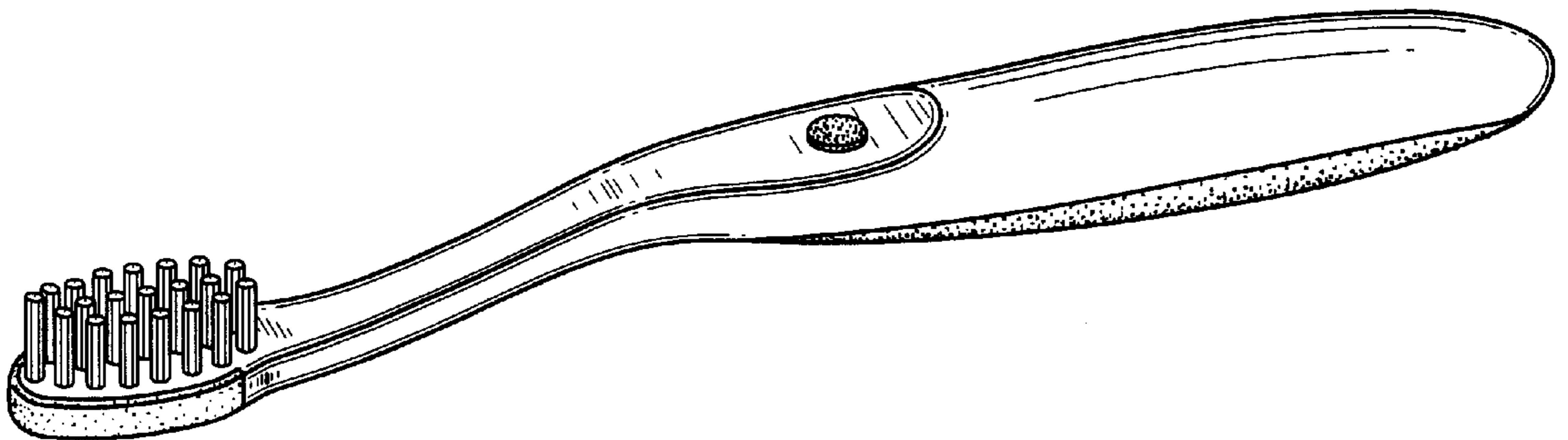


FIG. 2

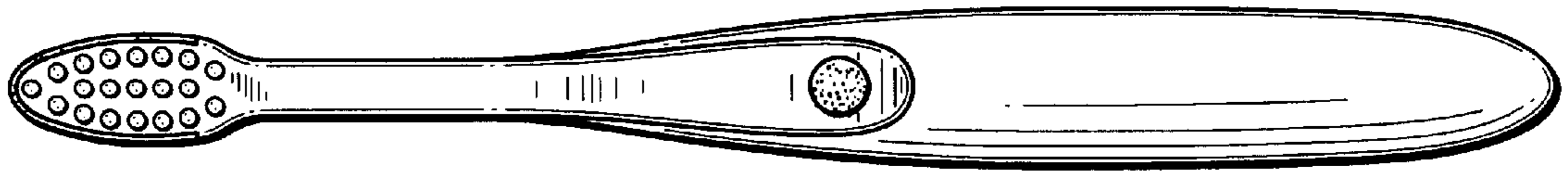


FIG. 3

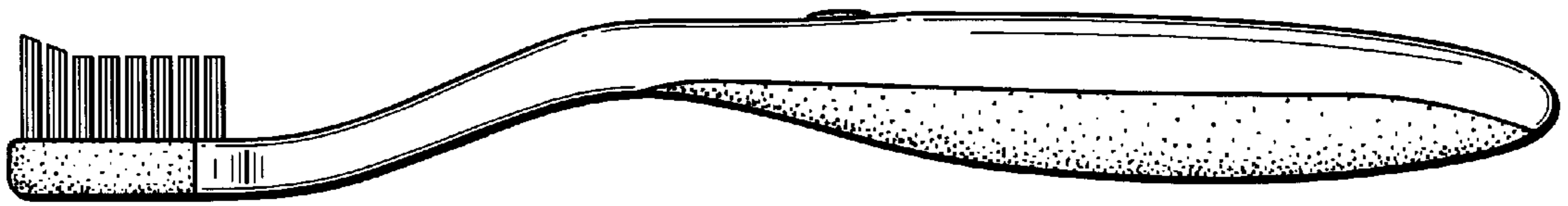


FIG. 4

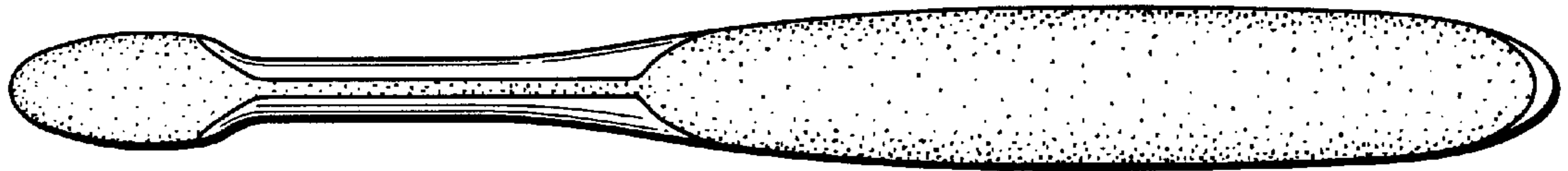


FIG. 5




FIG. 6

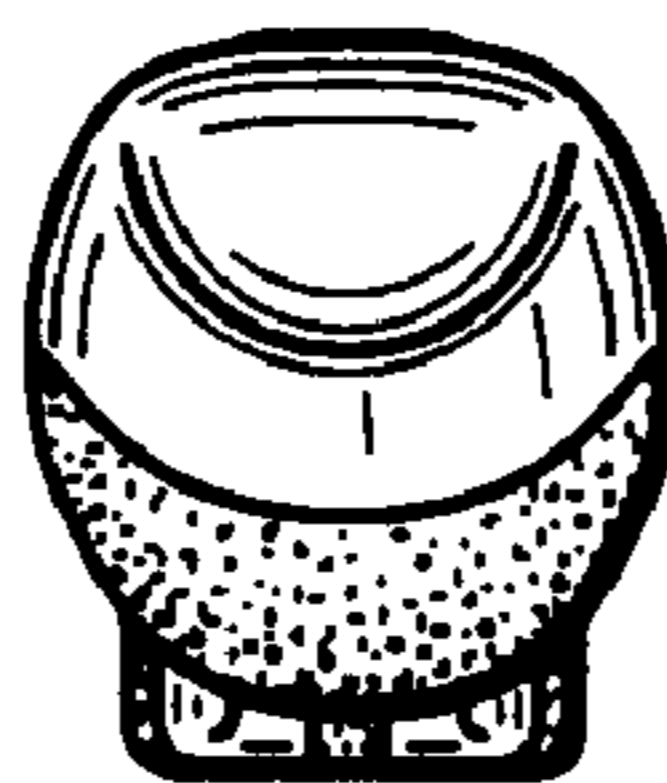


FIG. 7

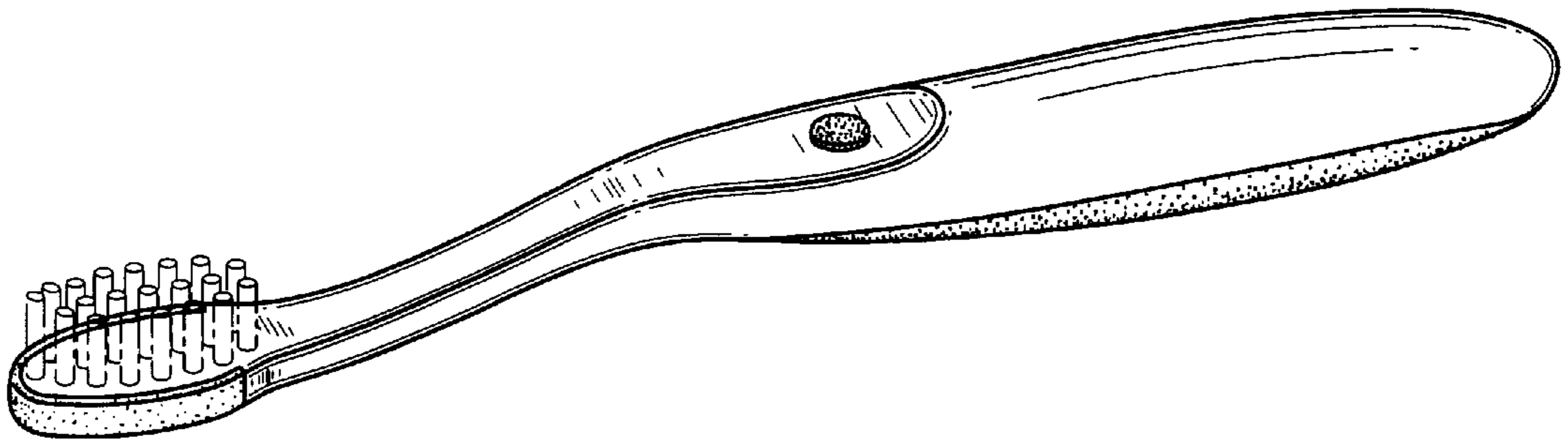


FIG. 8

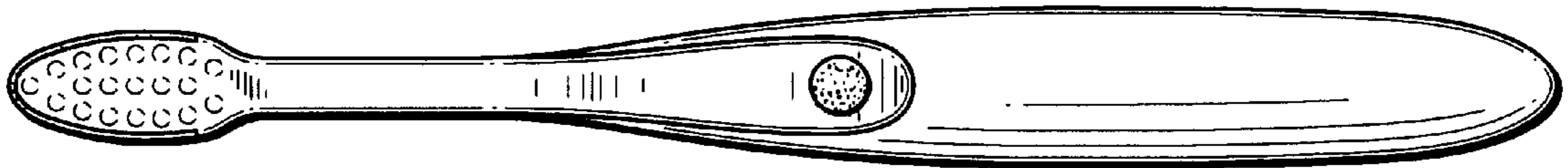


FIG. 9

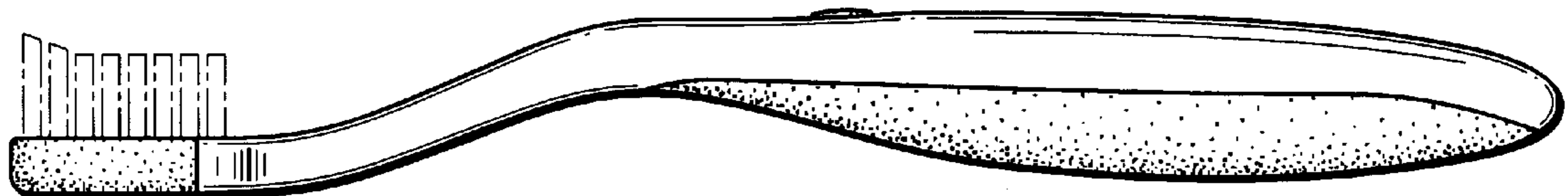


FIG. 10




FIG. 11

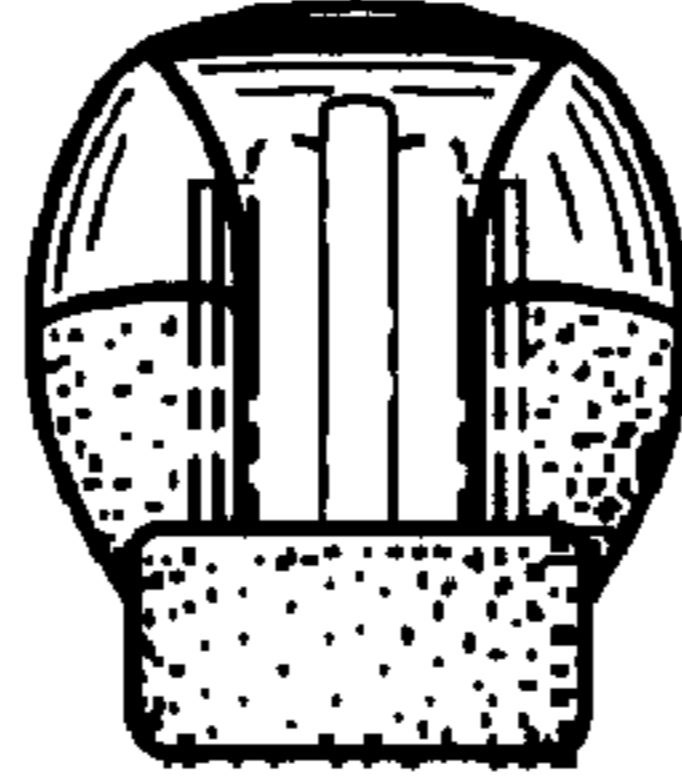


FIG. 12

