



US00D457320S

(12) **United States Design Patent**
Beedham

(10) **Patent No.:** **US D457,320 S**

(45) **Date of Patent:** **** May 21, 2002**

(54) **UPRIGHT LUGGAGE CASE WHEEL HANDLE**

(75) Inventor: **Martyn Beedham**, Groningen (NL)

(73) Assignee: **Samsonite Corporation**, Denver, CO (US)

(**) Term: **14 Years**

(21) Appl. No.: **29/138,841**

(22) Filed: **Mar. 20, 2001**

(51) **LOC (7) Cl.** **03-01**

(52) **U.S. Cl.** **D3/318**

(58) **Field of Search** D3/273, 276, 279, D3/318, 327, 328; 16/113.1, 114.1; 190/18 A

(56) **References Cited**

U.S. PATENT DOCUMENTS

5,355,980 A	*	10/1994	Hsieh	190/115
D370,997 S	*	6/1996	Hsieh	D3/318
5,522,615 A	*	6/1996	Kazmark, Jr. et al.	190/18 A
5,630,488 A	*	5/1997	Chen	190/115
5,829,558 A	*	11/1998	Cheng	190/116

6,062,357 A	*	5/2000	Bogert	190/18 A
6,109,403 A	*	8/2000	Godshaw	190/115
6,186,295 B1	*	2/2001	Lin et al.	190/18 A
6,226,834 B1	*	5/2001	Lu	16/113.1

* cited by examiner

Primary Examiner—Philip S. Hyder

(74) *Attorney, Agent, or Firm*—Gregory W. O'Connor

(57) **CLAIM**

The ornamental design for an upright luggage case wheel handle, as shown and described.

DESCRIPTION

FIG. 1 is a perspective view of the upright luggage case wheel handle embodying my new design.

FIG. 2 is a front view of the upright luggage case wheel handle shown in FIG. 1.

FIG. 3 is a rear view thereof.


FIG. 4 is a right side view thereof.

FIG. 5 is a left side view thereof.

FIG. 6 is a top view thereof; and,

FIG. 7 is a bottom view thereof.

1 Claim, 3 Drawing Sheets






Figure 1




Figure 2

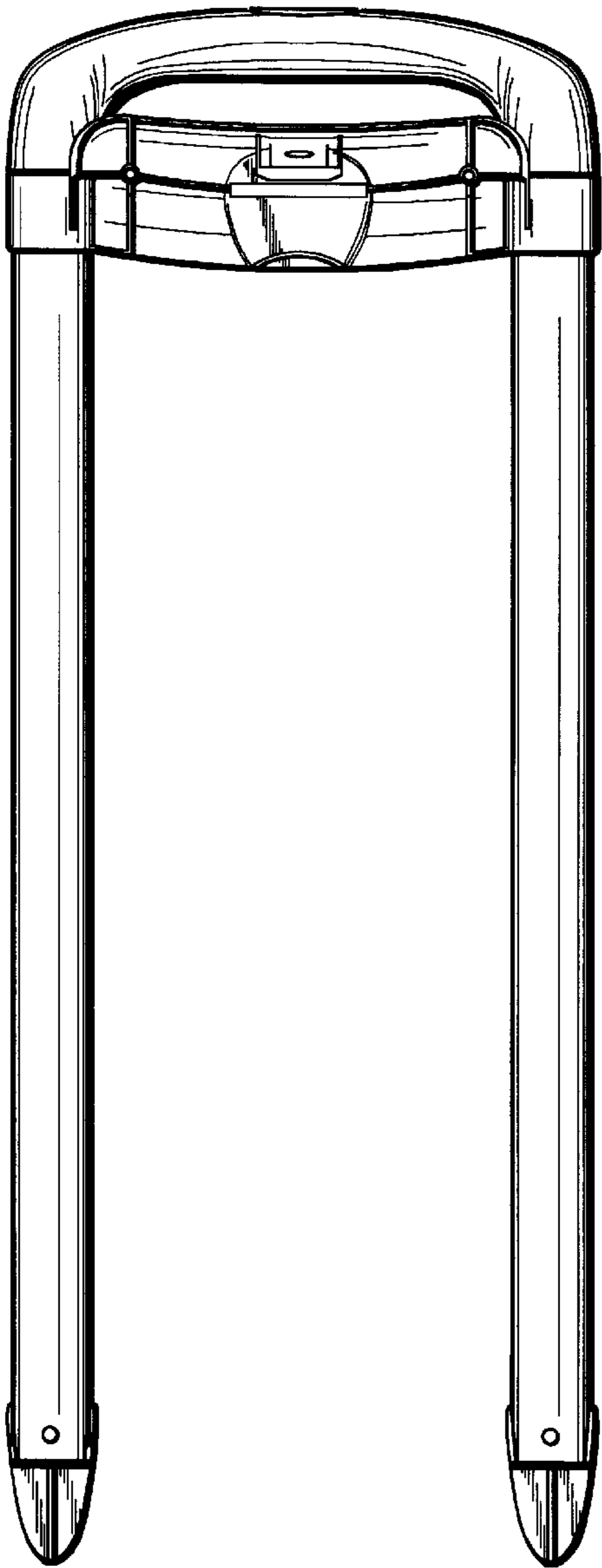


Figure 3

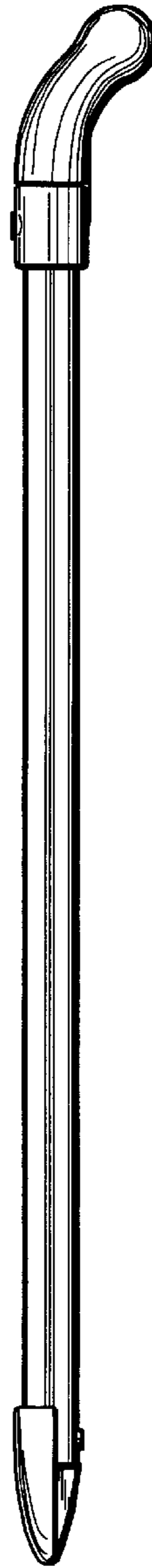


Figure 4

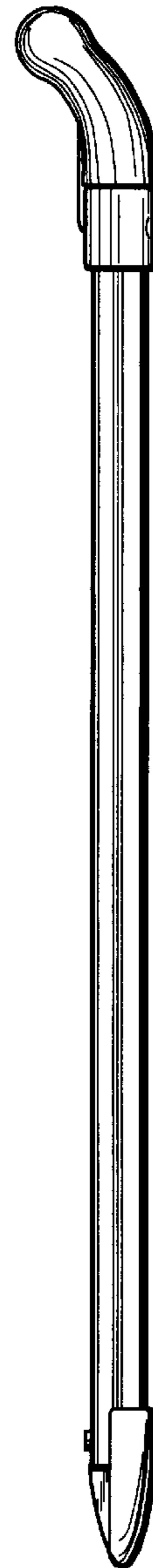


Figure 5




Figure 6

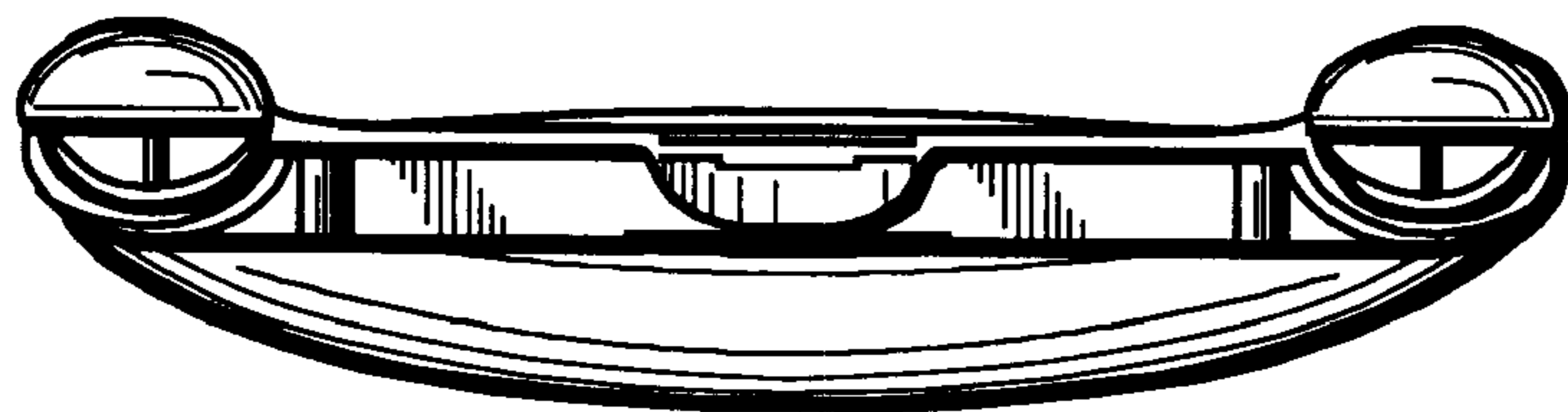


Figure 7