



US00D457314S

(12) **United States Design Patent**
Stephens et al.

(10) **Patent No.:** **US D457,314 S**

(45) **Date of Patent:** **** May 21, 2002**

- (54) **BAG**
- (75) Inventors: **Rick Stephens; Sean Daw**, both of Chicago, IL (US)
- (73) Assignee: **OCP Acquisition Corp.**, Chicago, IL (US)
- (**) Term: **14 Years**
- (21) Appl. No.: **29/137,680**
- (22) Filed: **Feb. 26, 2001**
- (51) **LOC (7) Cl.** **03-01**
- (52) **U.S. Cl.** **D3/289; D3/285; D3/276; D7/607**
- (58) **Field of Search** **D3/273, 276, 285, D3/286, 287, 289, 301; D7/607, 709; 190/160, 110, 112, 109; 220/592.2, 592.4, 592.7, 915.1, 915.2**

D394,552 S	5/1998	Melk	D3/287
D412,267 S	7/1999	Anderson	D7/605
D412,269 S	7/1999	Wyant	D7/709
D422,181 S	* 4/2000	Birutis et al.	D7/607
D434,282 S	11/2000	Daw	D7/709
D434,609 S	* 12/2000	Yu	D7/607

OTHER PUBLICATIONS

Tip Travel Bag Uprider Delux.

* cited by examiner

Primary Examiner—Philip S. Hyder

(74) *Attorney, Agent, or Firm*—McDonnell Boehnen Hulbert & Berghoff

(57) **CLAIM**

The ornamental design for a bag, as shown and described.

DESCRIPTION

FIG. 1 is a perspective view of a bag of the present design; FIG. 2 is a left side elevational view thereof; FIG. 3 is a front elevational view thereof; FIG. 4 is a right side elevational view thereof; FIG. 5 is a rear elevational view thereof; FIG. 6 is a top plan view thereof; and, FIG. 7 is a bottom plan view thereof.

The broken line portions of the drawings are for illustrative purposes only and form no part of the claimed design.

1 Claim, 4 Drawing Sheets

(56) **References Cited**

U.S. PATENT DOCUMENTS

1,980,714 A	11/1934	Brady	
2,648,411 A	8/1953	Meyers	
3,171,700 A	3/1965	Parsell et al.	
D355,568 S	* 2/1995	Paulin et al. D7/607
D371,052 S	* 6/1996	Melk D7/607
D371,724 S	* 7/1996	Melk D7/607
D373,514 S	* 9/1996	Melk D7/607
D373,515 S	* 9/1996	Melk D7/607





FIG. 1



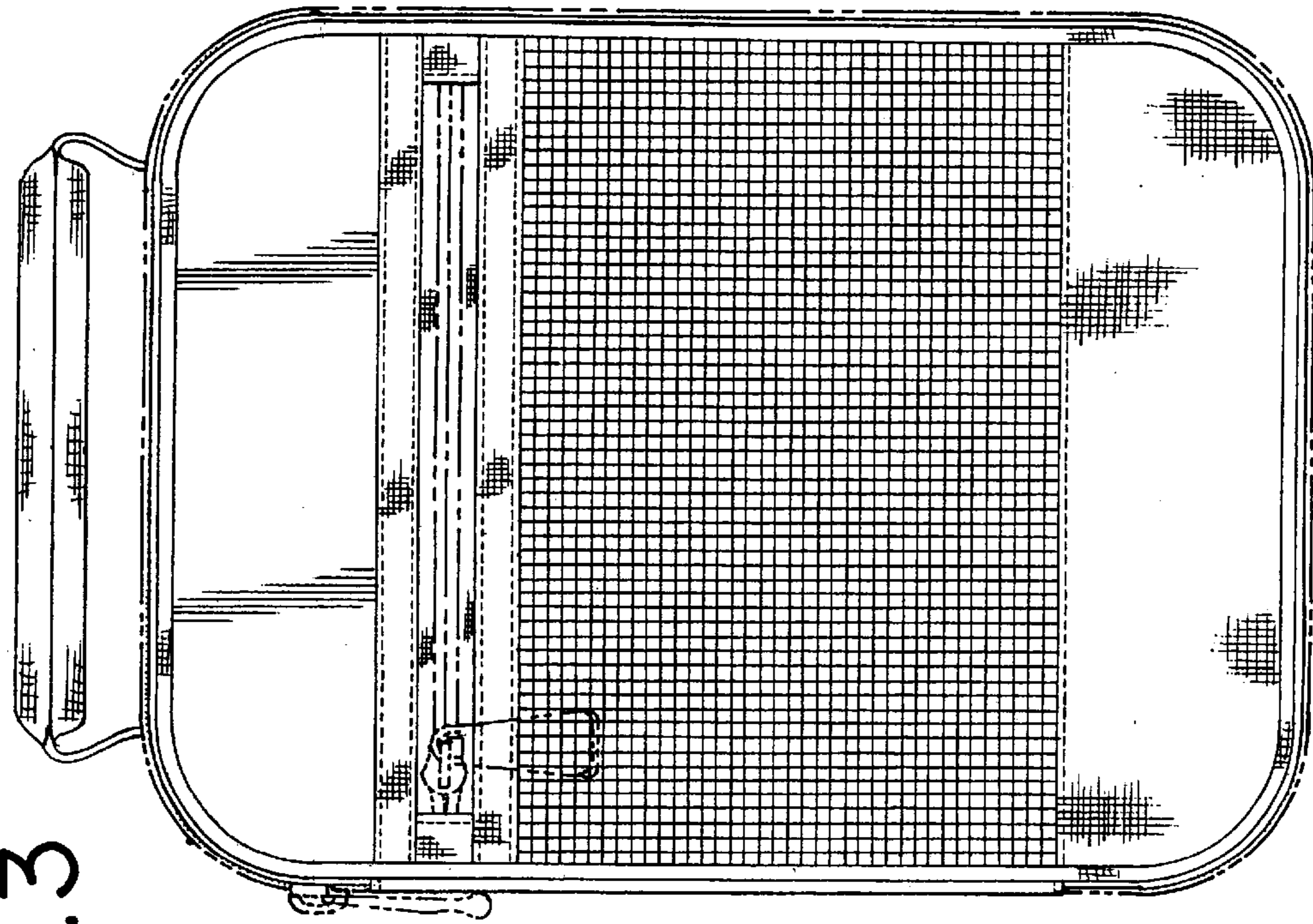


FIG. 3

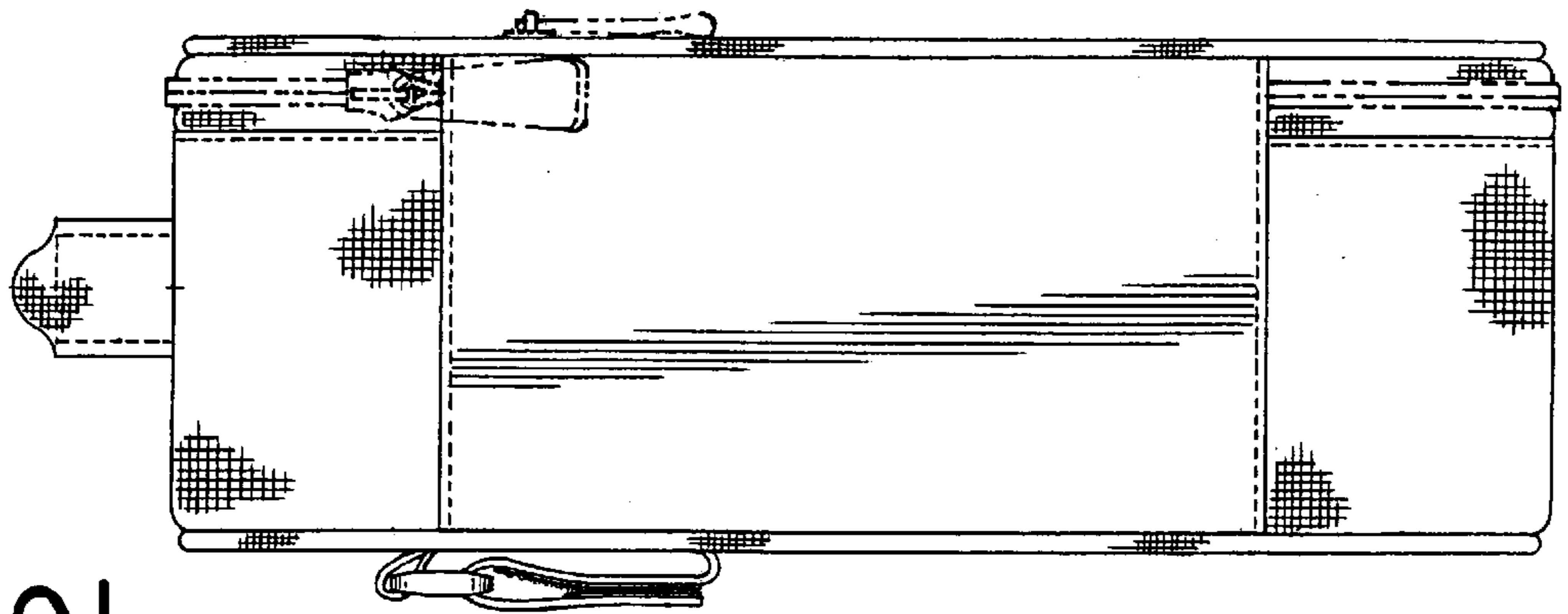


FIG. 2

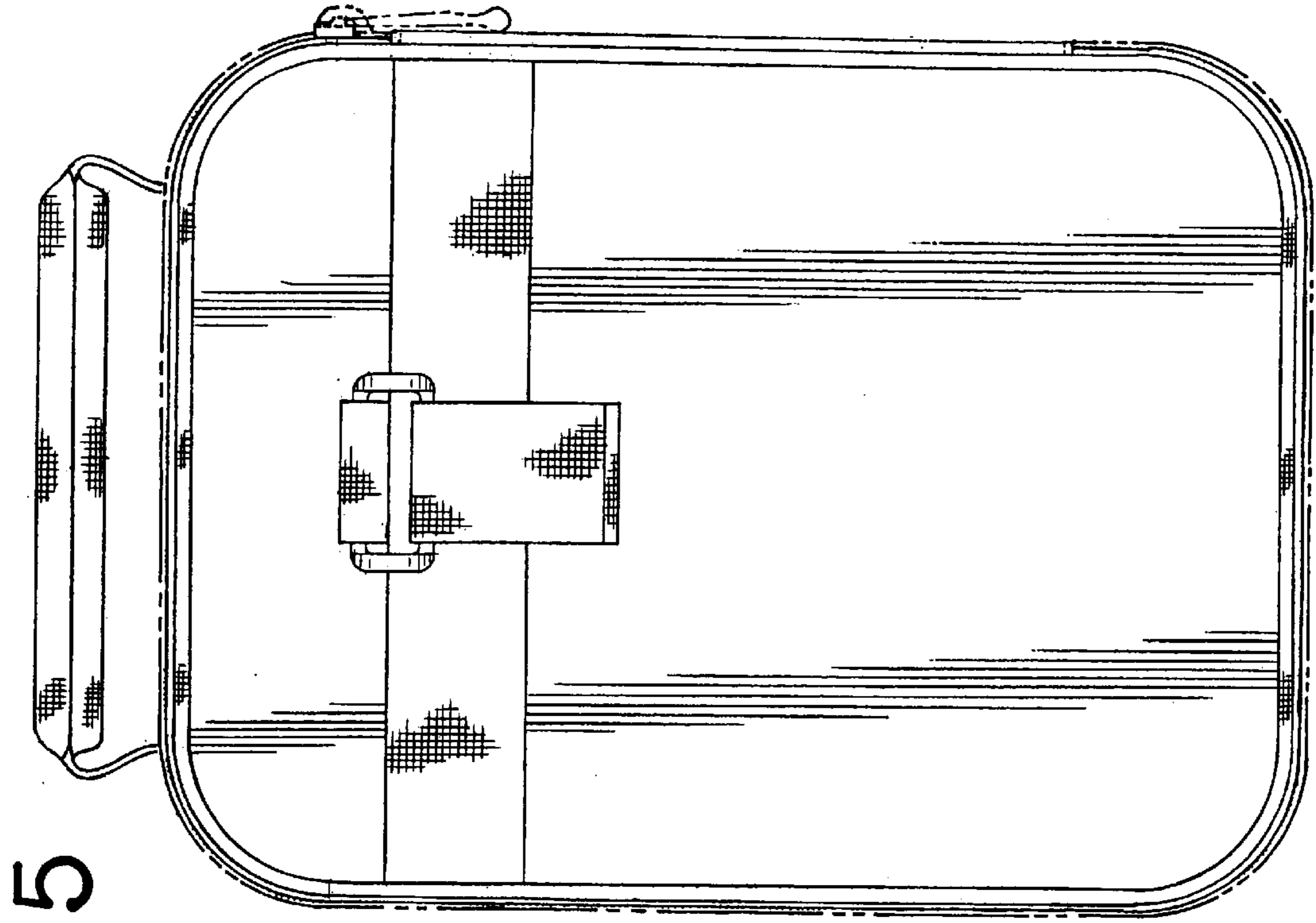


FIG. 5

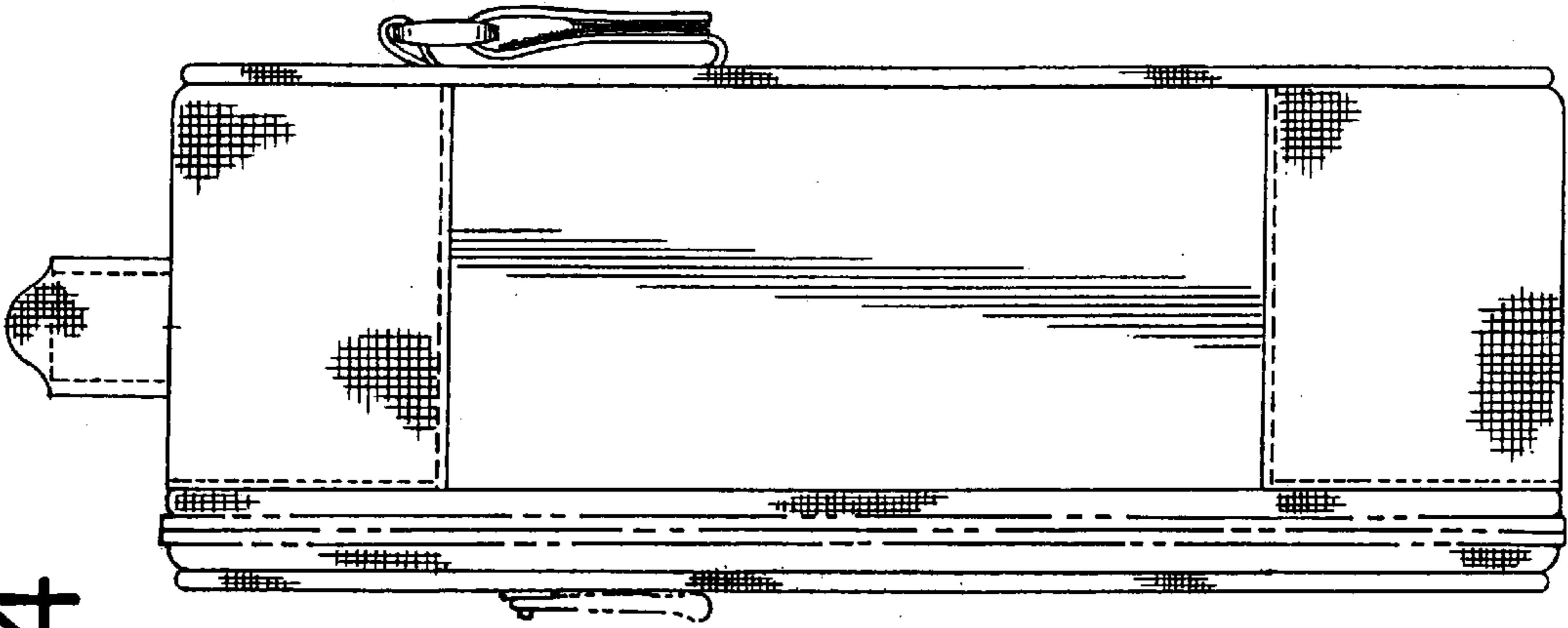


FIG. 4

FIG.6

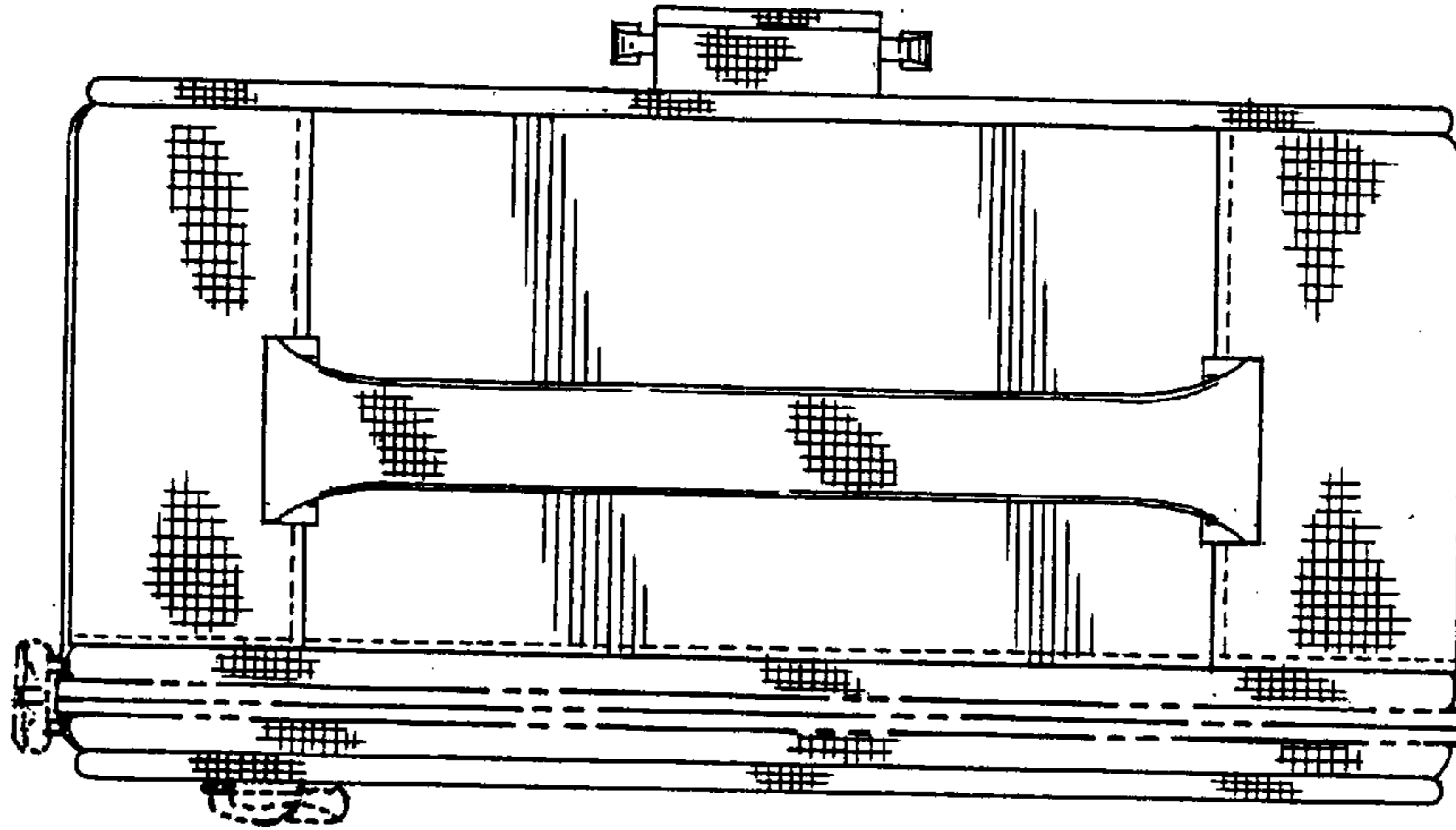


FIG.7

