



US00D457311S

(12) **United States Design Patent**
Dedrick

(10) **Patent No.:** **US D457,311 S**

(45) **Date of Patent:** **** May 21, 2002**

(54) **MAGNETIC TOOL HOLDER**

D415,345 S * 10/1999 Duran D3/228

(76) Inventor: **Ted R. Dedrick**, 14135 Campo Rd.,
Jamul, CA (US) 91935

* cited by examiner

(**) Term: **14 Years**

Primary Examiner—Catherine R. Oliver
(74) *Attorney, Agent, or Firm*—Charles C. Logan, II

(21) Appl. No.: **29/139,062**

(57) **CLAIM**

(22) Filed: **Mar. 26, 2001**

The ornamental design for a magnetic tool holder, as shown and described.

(51) **LOC (7) Cl.** **03-01**

DESCRIPTION

(52) **U.S. Cl.** **D3/228**

(58) **Field of Search** D3/228, 215, 218,
D3/221; 224/904, 183, 240, 666, 918, 678,
242

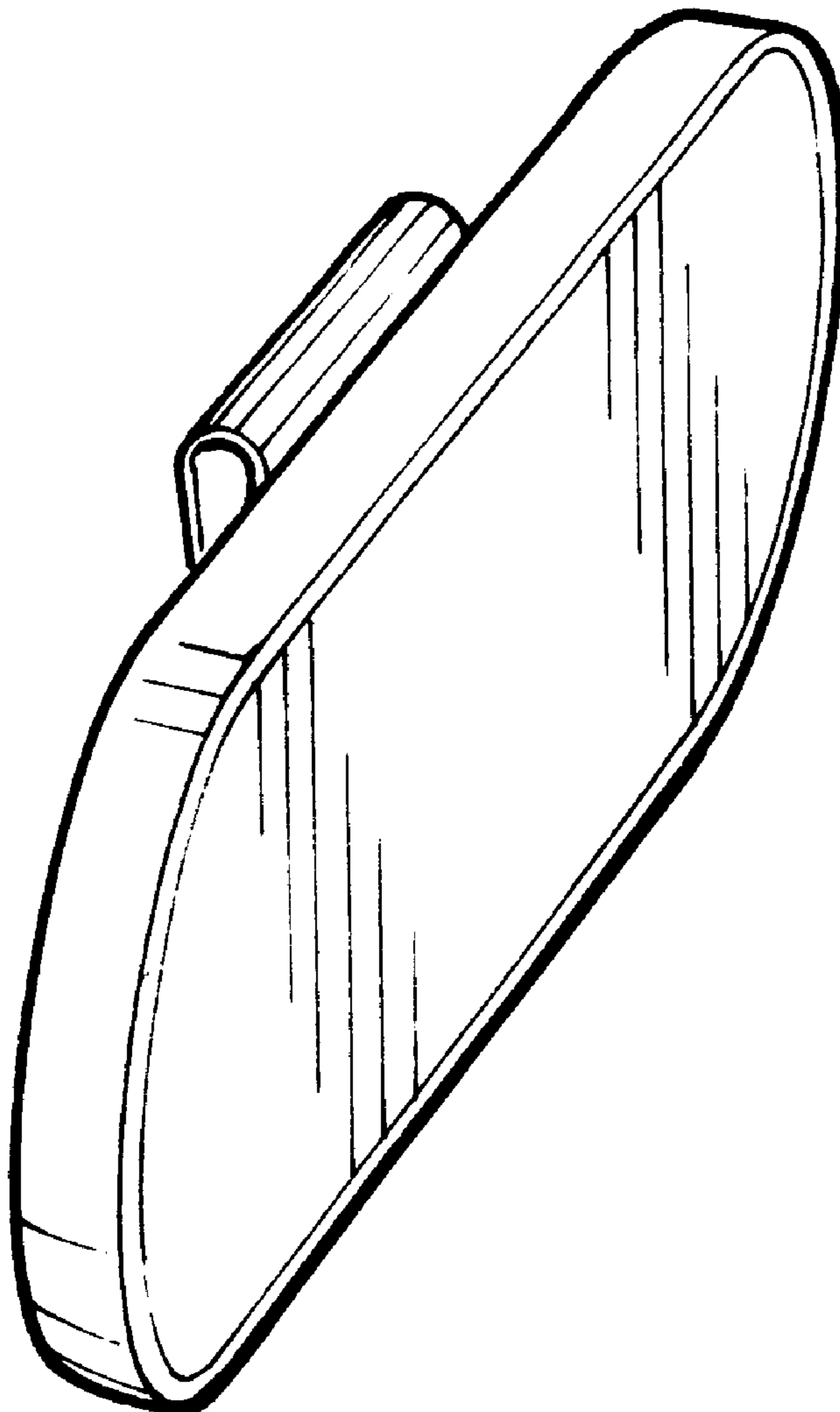
FIG. 1 is a front perspective view of the magnetic tool holder showing my new design;
FIG. 2 is a top plan view thereof;
FIG. 3 is a front elevation view thereof;
FIG. 4 is a bottom plan view thereof;
FIG. 5 is a left side view thereof; and,
FIG. 6 is a rear elevation view thereof.

(56) **References Cited**

U.S. PATENT DOCUMENTS

5,025,966 A	*	6/1991	Potter	224/183
5,213,240 A	*	5/1993	Dietz et al.	224/183
D367,757 S	*	3/1996	Liu	D3/228

1 Claim, 1 Drawing Sheet



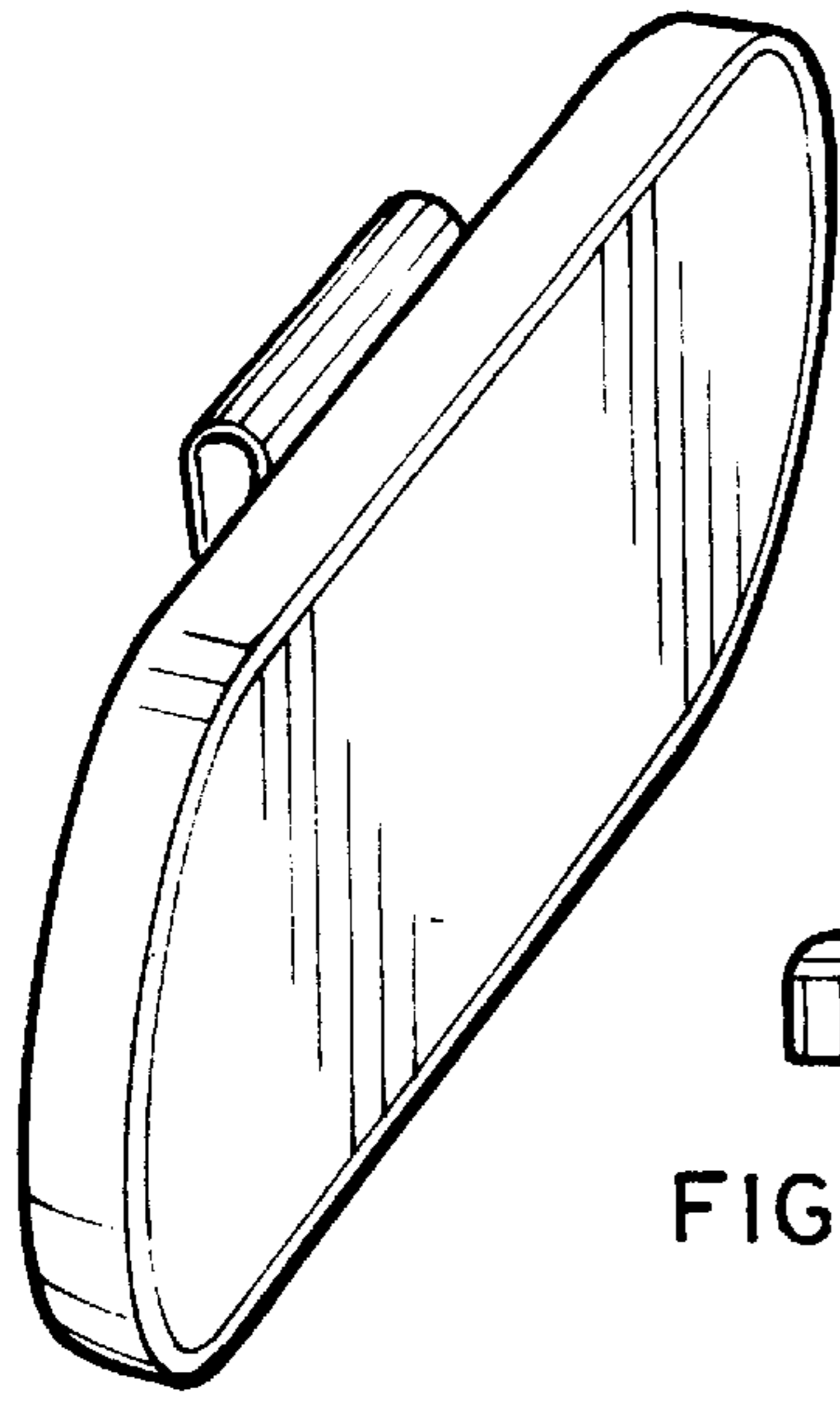


FIG. 1




FIG. 2




FIG. 3




FIG. 4

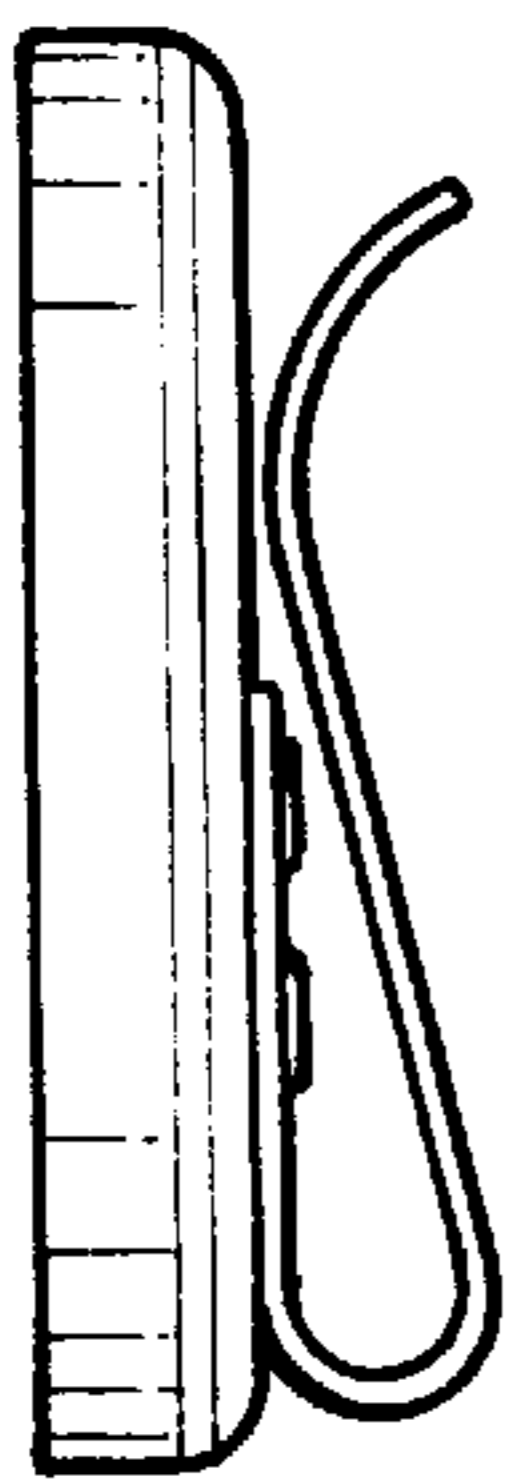


FIG. 5




FIG. 6