



US00D457302S

(12) **United States Design Patent**
Bardet

(10) **Patent No.:** **US D457,302 S**

(45) **Date of Patent:** **** May 21, 2002**

(54) **BOX FOR OFFICE SUPPLIES**

D370,341 S * 6/1996 Azar et al. D3/233

(75) Inventor: **Jean Bardet**, Choisy (FR)

* cited by examiner

(73) Assignee: **Manufacture d'Articles de Precision et de Dessin - M.A.P.E.D.** (FR)

Primary Examiner—Louis S. Zarfaz
Assistant Examiner—Monica A. Weingart

(**) Term: **14 Years**

(74) *Attorney, Agent, or Firm*—Cantor Colburn LLP

(21) Appl. No.: **29/120,244**

(57) **CLAIM**

(22) Filed: **Mar. 16, 2000**

The ornamental design for a box for office supplies, as shown and described.

(30) **Foreign Application Priority Data**

DESCRIPTION

Sep. 16, 1999 (XH) DM/049 455

FIG. 1 is a top, front and side perspective view of a box for office supplies, showing my new design;

(51) **LOC (7) Cl.** **03-01**

FIG. 2 is a top, rear and side perspective view thereof;

(52) **U.S. Cl.** **D3/206**

FIG. 3 is a view similar to FIG. 1, the lid being in a partially opened position;

(58) **Field of Search** D3/201, 206, 233, D3/239, 242, 901; D19/81; 206/371, 581

FIG. 4 is a side elevational view thereof, the side elevational view opposite that shown in FIG. 4 being the mirror image thereof;

(56) **References Cited**

FIG. 5 is a front elevational view;

U.S. PATENT DOCUMENTS

FIG. 6 is a rear elevational view thereof;

D107,333 S * 12/1937 Gierden D3/239

FIG. 7 is a top plan view thereof; and,

D143,600 S * 1/1946 Kaufman D3/242

FIG. 8 is a bottom plan view.

4,116,310 A * 9/1978 Shields D3/233 X

D330,914 S * 11/1992 Muller D19/81 X

1 Claim, 4 Drawing Sheets






FIGURE 1



FIGURE 2



FIGURE 3




FIGURE 4




FIGURE 5




FIGURE 6

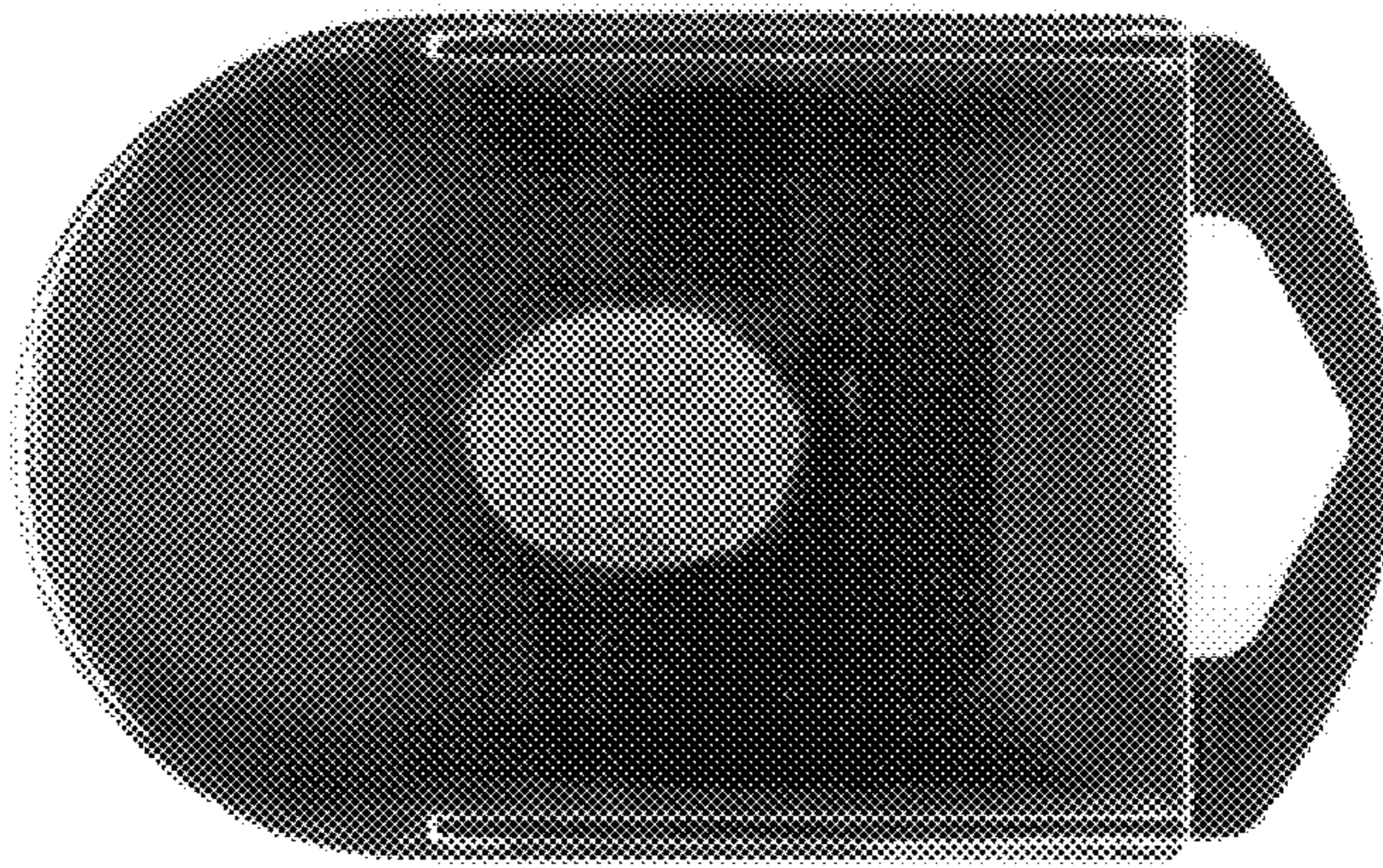


FIGURE 7




FIGURE 8