



US00D457297S

(12) **United States Design Patent**
Adams et al.

(10) **Patent No.:** **US D457,297 S**

(45) **Date of Patent:** **** May 21, 2002**

(54) **SHOE UPPER**

(75) Inventors: **Fiona Jane Adams**, Santa Barbara;
Christjane Burg, Ventura, both of CA
(US)

(73) Assignee: **Global Brand Marketing, Inc.**, Santa
Barbara, CA (US)

(**) Term: **14 Years**

(21) Appl. No.: **29/144,004**

(22) Filed: **Jun. 21, 2001**

(51) **LOC (7) Cl.** **02-04**

(52) **U.S. Cl.** **D2/969; D2/902**

(58) **Field of Search** D2/896, 897, 902-905,
D2/907-912, 923, 924, 943, 944, 946, 947,
969-975; 36/83, 114, 115, 126-131, 136,
138, 45, 50.1

(56) **References Cited**

U.S. PATENT DOCUMENTS

D188,038 S	5/1960	Dassler	
D226,882 S	5/1973	Powers	
D232,200 S	7/1974	Inohara	
D238,983 S	3/1976	Senter	
D239,342 S	3/1976	Horst	
D239,983 S	5/1976	Senter	
D248,513 S	7/1978	Soler	
D253,017 S	10/1979	Marchesi	
D257,074 S	9/1980	Gucci	
4,314,413 A	2/1982	Dassler	
D263,643 S	4/1982	Vermonet	
D265,015 S	6/1982	Higgins	
D272,012 S	1/1984	Trevisani	
D273,632 S	5/1984	Ueda	
D276,569 S	12/1984	Kohno	
D279,620 S	7/1985	Ueda	
D287,422 S	* 12/1986	MacGregor et al. D2/969
D287,782 S	1/1987	Palacio	
4,651,447 A	3/1987	Sullivan	

D290,901 S	* 7/1987	Tong et al. D2/969
4,949,476 A	8/1990	Anderie	
D337,723 S	7/1993	Cordeiro	
5,295,315 A	3/1994	Osawa et al.	
D361,884 S	9/1995	Lozano	
D402,454 S	12/1998	Kelchak	
D402,456 S	* 12/1998	Greenberg D2/969
D407,201 S	3/1999	Backus et al.	
D411,246 S	6/1999	Jimenez	
D413,718 S	9/1999	Lupo	
D419,756 S	2/2000	Edwards	
D426,372 S	* 6/2000	Price D2/908
D432,773 S	10/2000	Debiase	
D435,162 S	12/2000	Wilson	
D436,720 S	1/2001	Debiase	
D444,622 S	7/2001	Wilson	
D444,624 S	7/2001	Wilson	
D448,550 S	10/2001	Yang	
D451,266 S	* 12/2001	Schroeder et al. D2/969

* cited by examiner

Primary Examiner—Louis S. Zarfes

Assistant Examiner—Gregory Andoll

(74) *Attorney, Agent, or Firm*—Marshall A. Lerner, Esq.;
Finn T. Simmensen, Esq.; Kleinberg & Lerner, LLP

(57) **CLAIM**

The ornamental design for a shoe upper, as shown and described.

DESCRIPTION

FIG. 1 is a perspective view of the shoe upper showing our new design;

FIG. 2 is a right side elevational view thereof;

FIG. 3 is a top plan view thereof;


FIG. 4 is a left side elevational view thereof;

FIG. 5 is a front elevational view thereof; and,

FIG. 6 is a rear elevational view.

The broken line showing the sole in the figures is for illustrative purposes only and forms no part of the claimed design.

1 Claim, 3 Drawing Sheets



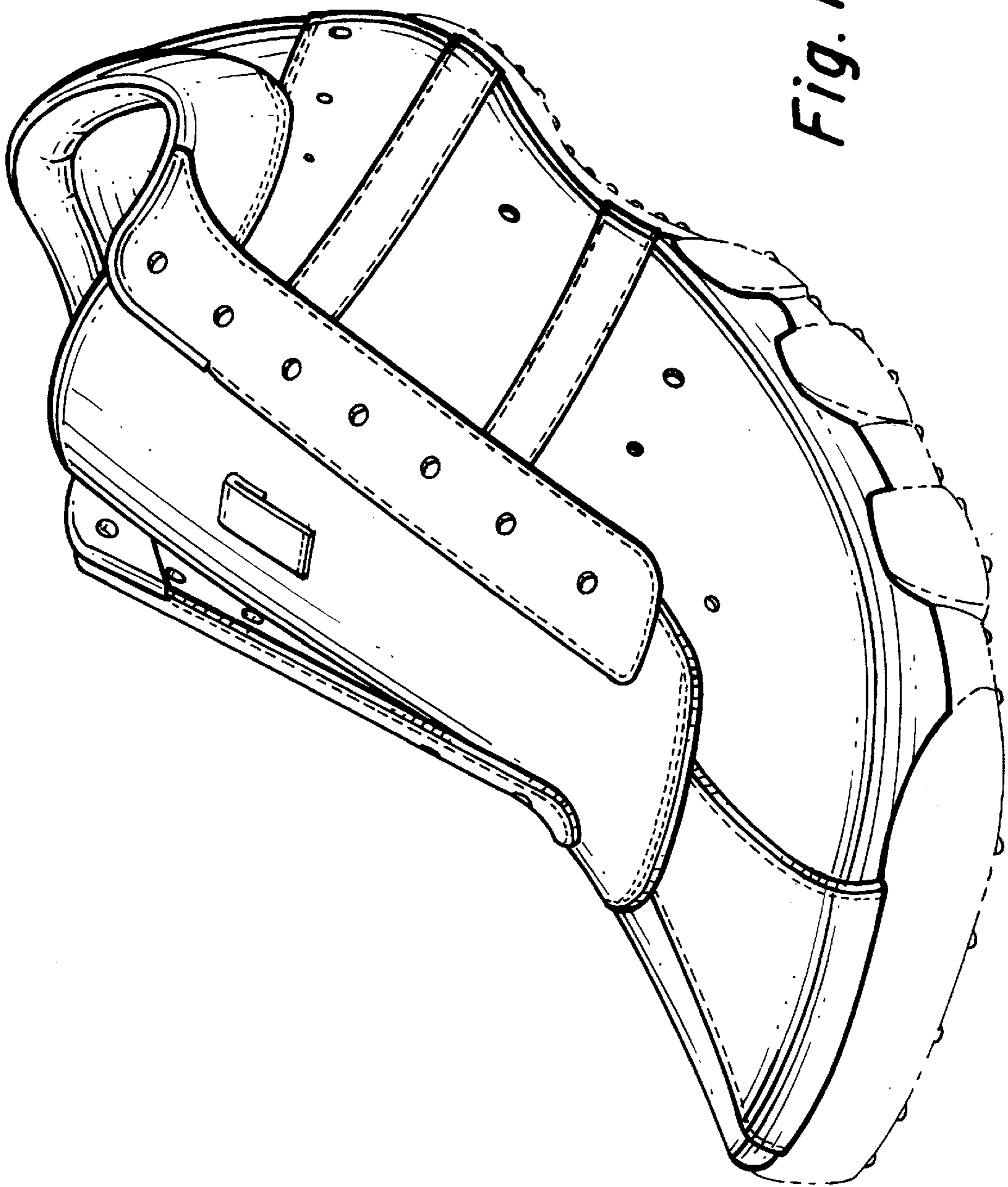


Fig. 1.

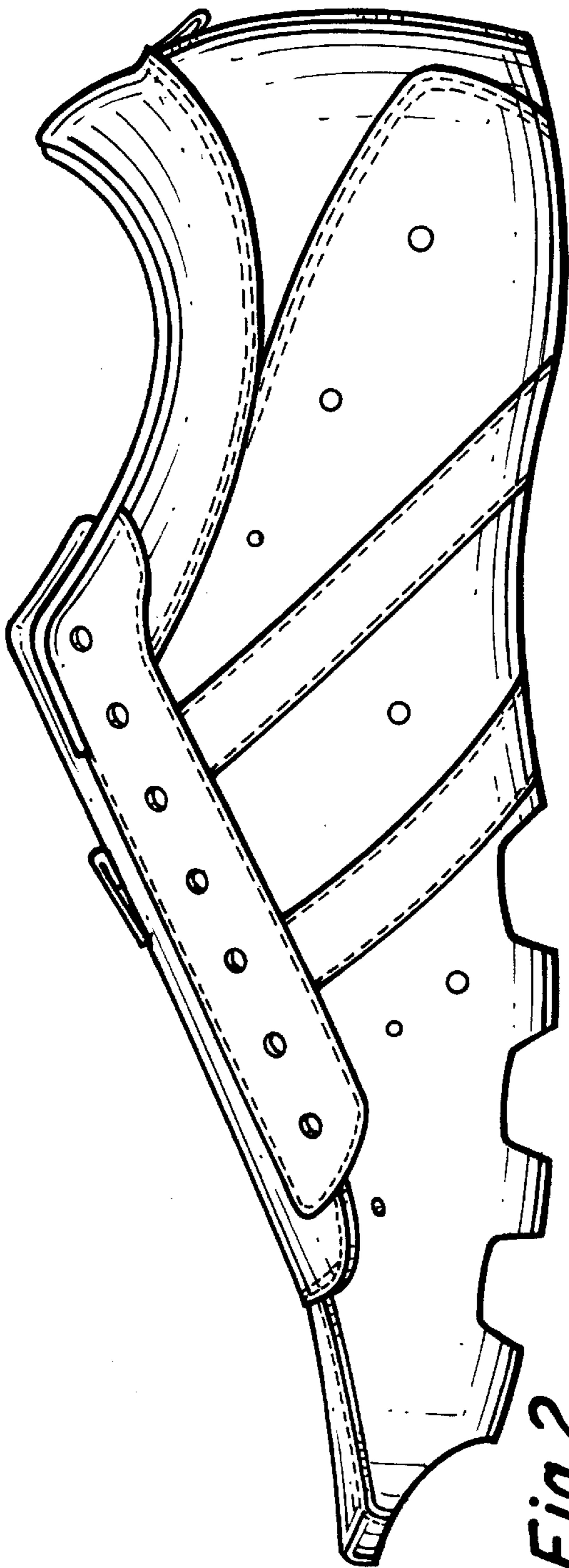


Fig. 2.

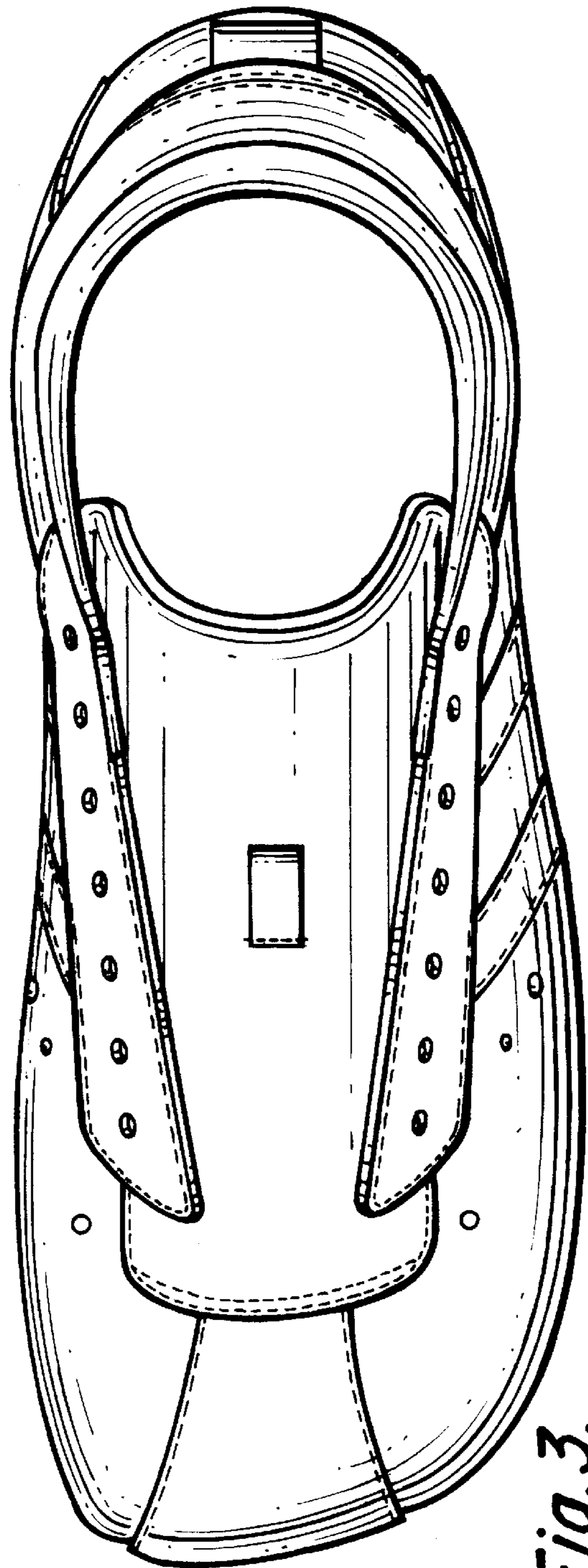


Fig. 3.

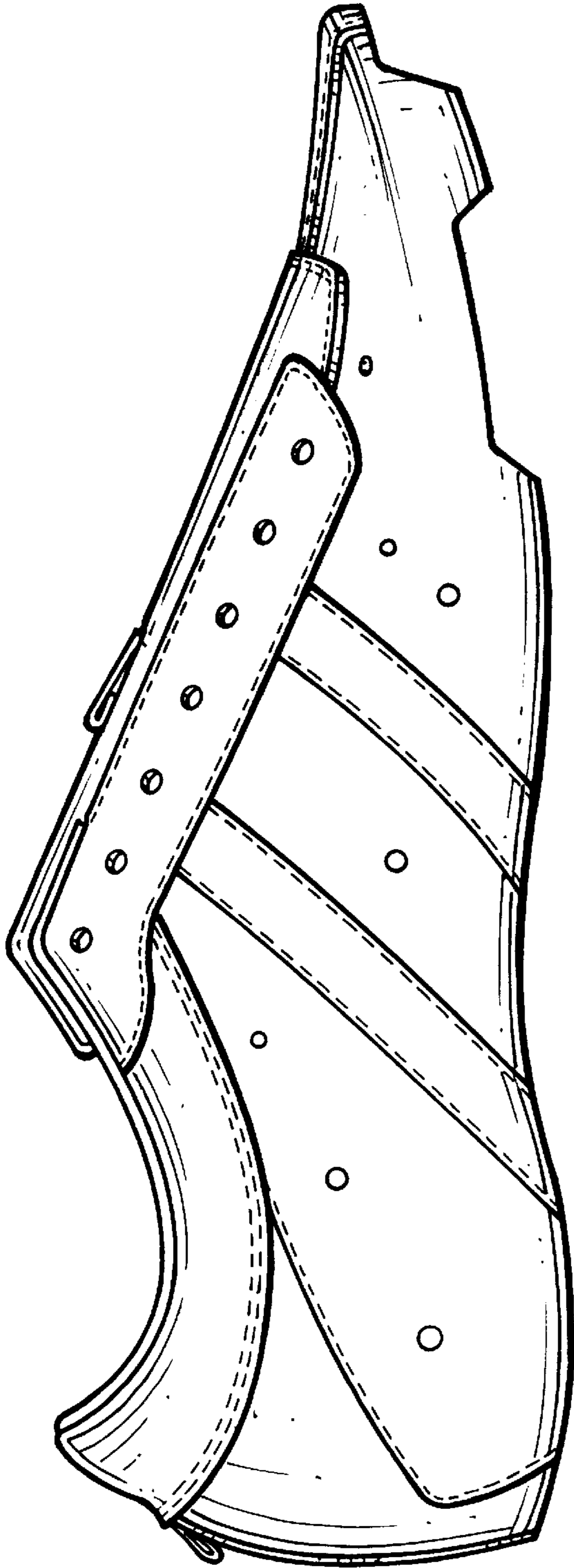


Fig. 4.

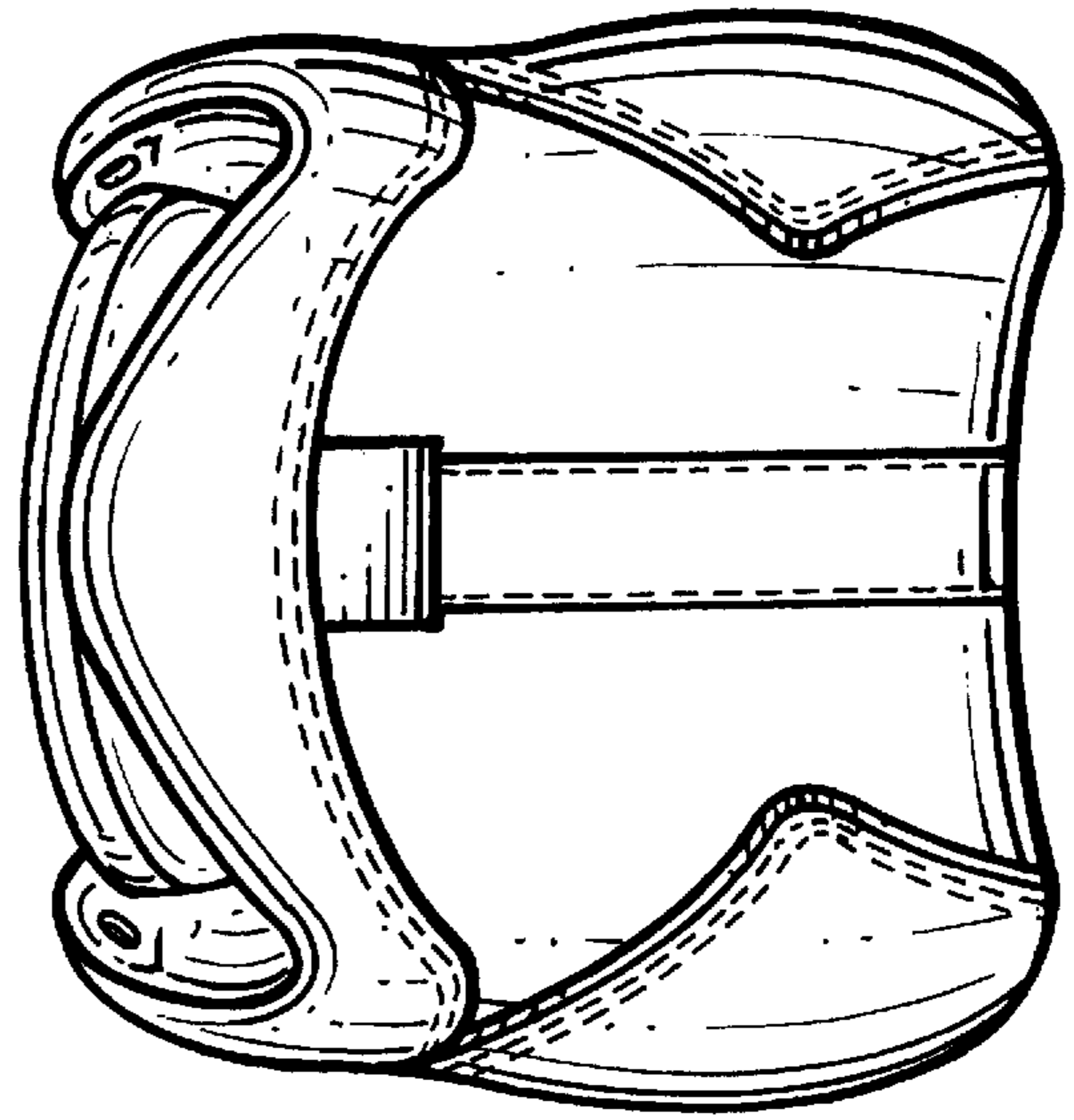


Fig. 5.

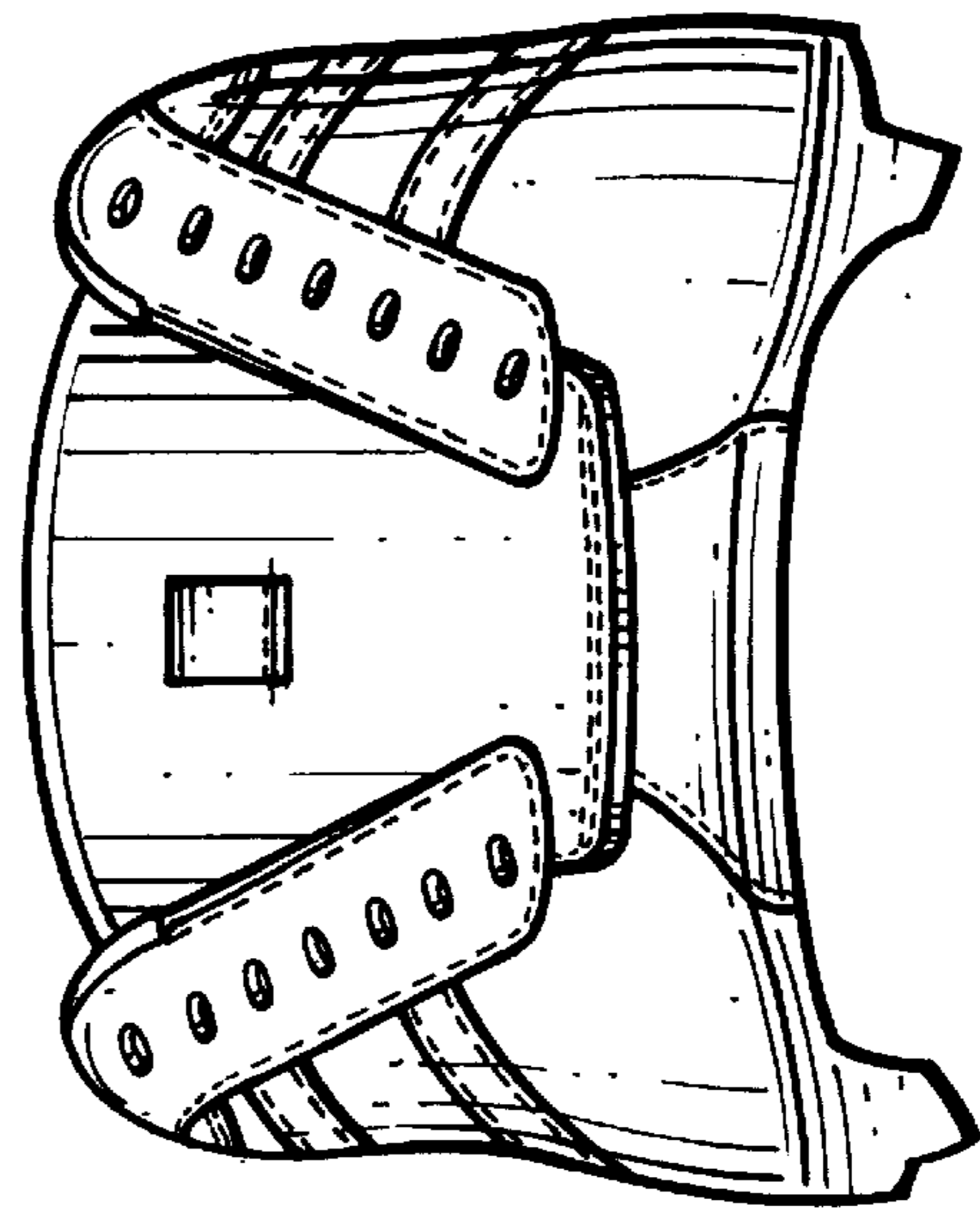


Fig. 6.