



US00D457296S

(12) **United States Design Patent**
Burt

(10) **Patent No.:** **US D457,296 S**

(45) **Date of Patent:** **** May 21, 2002**

(54) **FOOTWEAR UPPER PORTION**

(75) Inventor: **Igor Burt**, Boulder, CO (US)

(73) Assignee: **Salomon S.A.**, Annecy (FR)

(**) Term: **14 Years**

(21) Appl. No.: **29/124,954**

(22) Filed: **Jun. 15, 2000**

(51) **LOC (7) Cl.** **02-04**

(52) **U.S. Cl.** **D2/969; D2/907; D2/902**

(58) **Field of Search** **D2/969, 972, 909,**
D2/907, 902, 903, 923, 919, 943, 944,
904, 906; 36/113, 114, 126-131, 3 A, 8.1-8.4,
11, 45, 50.1

(56) **References Cited**

U.S. PATENT DOCUMENTS

D249,200 S	*	9/1978	Imoro	D2/906
D284,614 S	*	7/1986	Bernault	D2/904
D366,953 S	*	2/1996	Tate	D2/909
D438,697 S	*	3/2001	Matis et al.	D2/969

OTHER PUBLICATIONS

U.S. application No. 09/594,552, filed Jun. 15, 2000, pending.*

* cited by examiner

Primary Examiner—Louis S. Zarfaz

Assistant Examiner—Gregory Andoll

(74) *Attorney, Agent, or Firm*—Oblon, Spivak, McClelland, Maier & Neustadt, P.C.

(57) **CLAIM**

The ornamental design for a footwear upper portion, as shown and described.

DESCRIPTION

The design of the present application is directed to a footwear upper portion that can be used, for example, with a sole portion as a shoe.

FIG. 1 is a top and right front perspective view of a footwear upper portion, showing my design;

FIG. 2 is a left side elevational view thereof;

FIG. 3 is a top elevational view thereof;


FIG. 4 is a right side elevational view thereof;

FIG. 5 is a front elevation view thereof; and,

FIG. 6 is a rear elevational view thereof.

The phantom lines shown in the drawings are for illustrative purposes only and form no part of the claimed design.

1 Claim, 2 Drawing Sheets



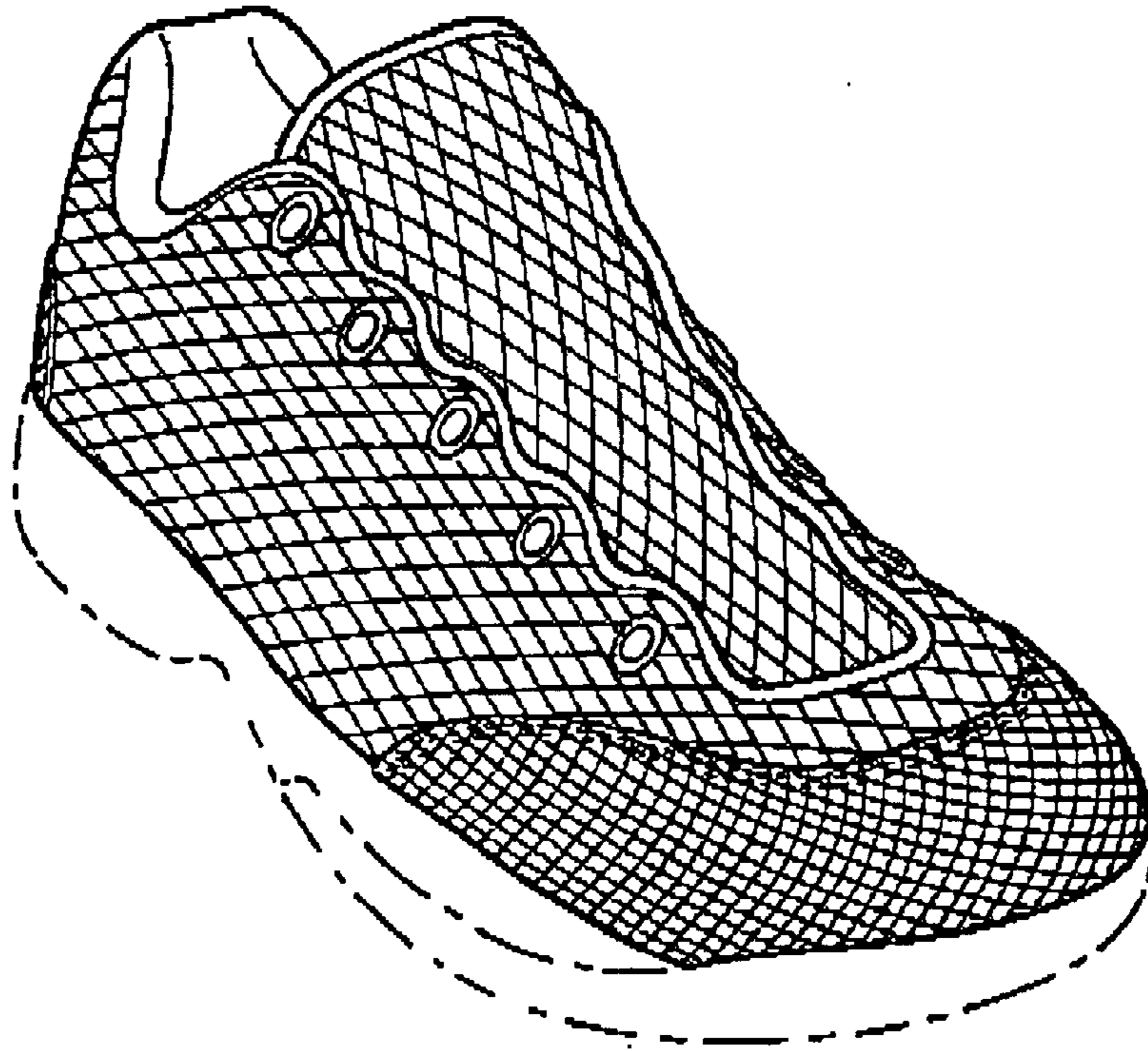


FIG. 1

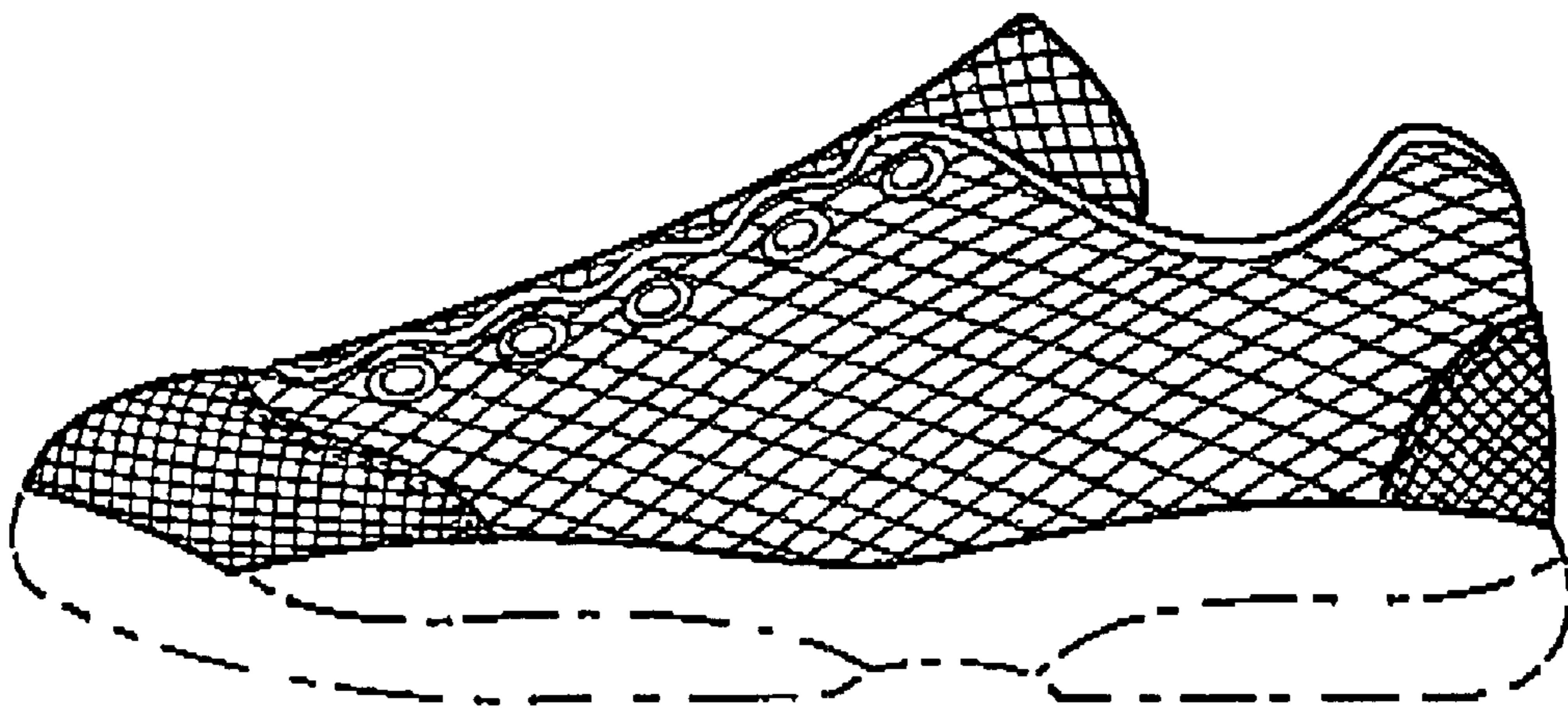


FIG. 2

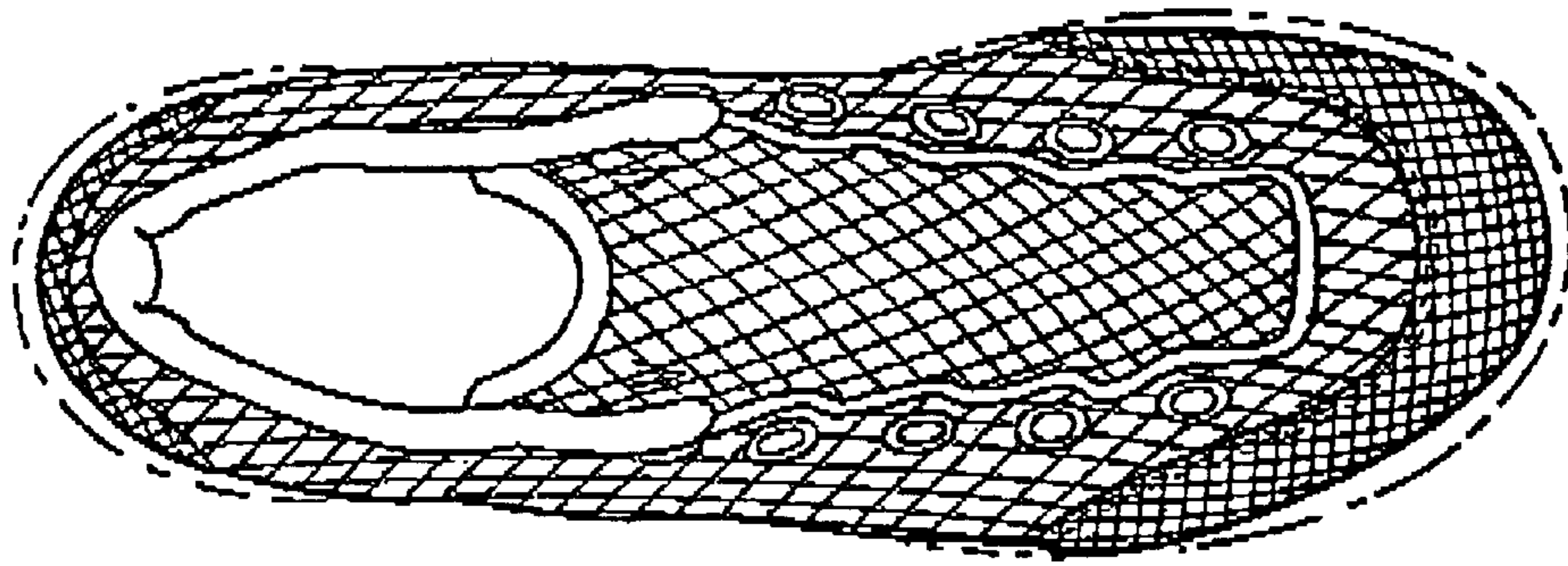


FIG. 3




FIG. 4

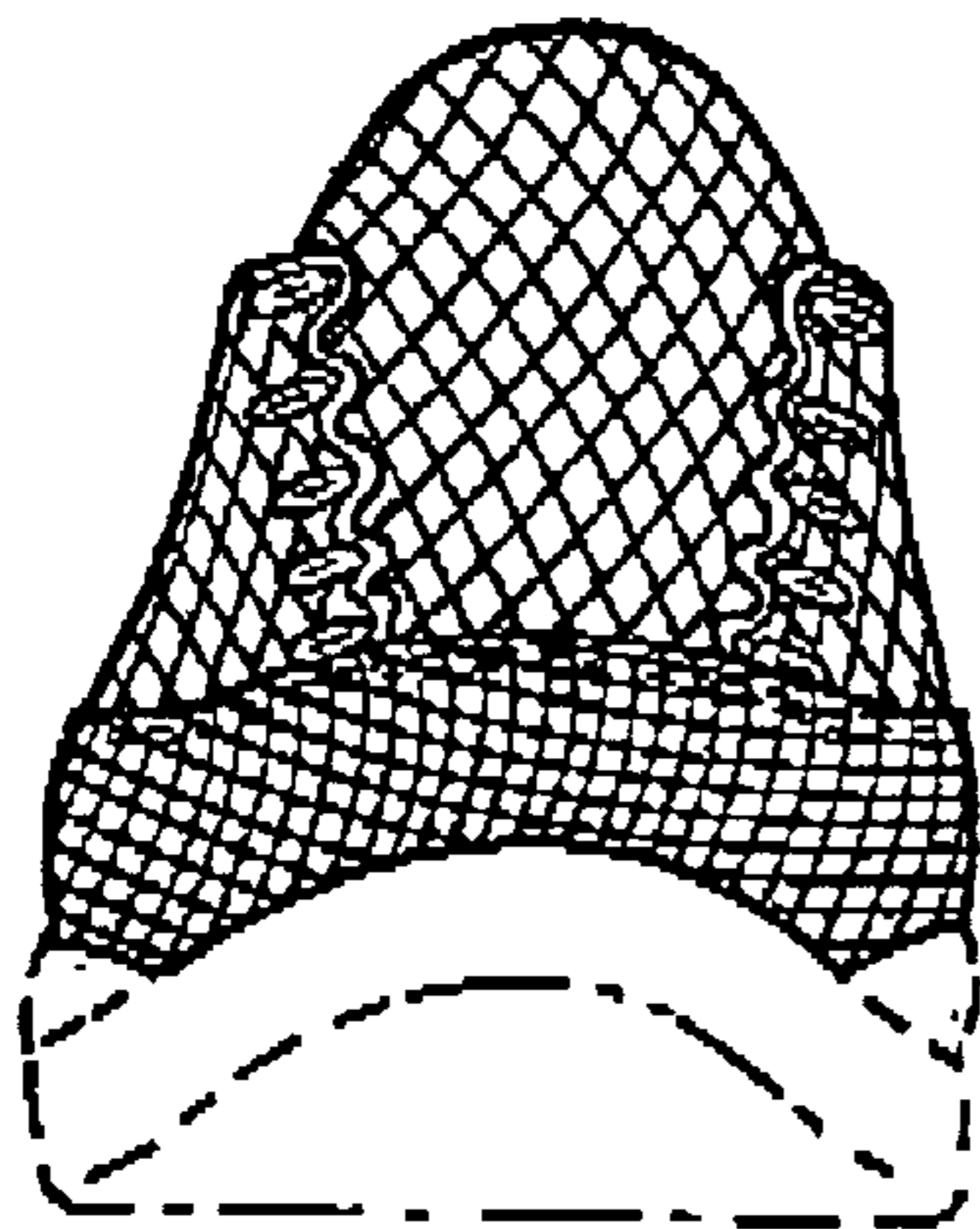


FIG. 5

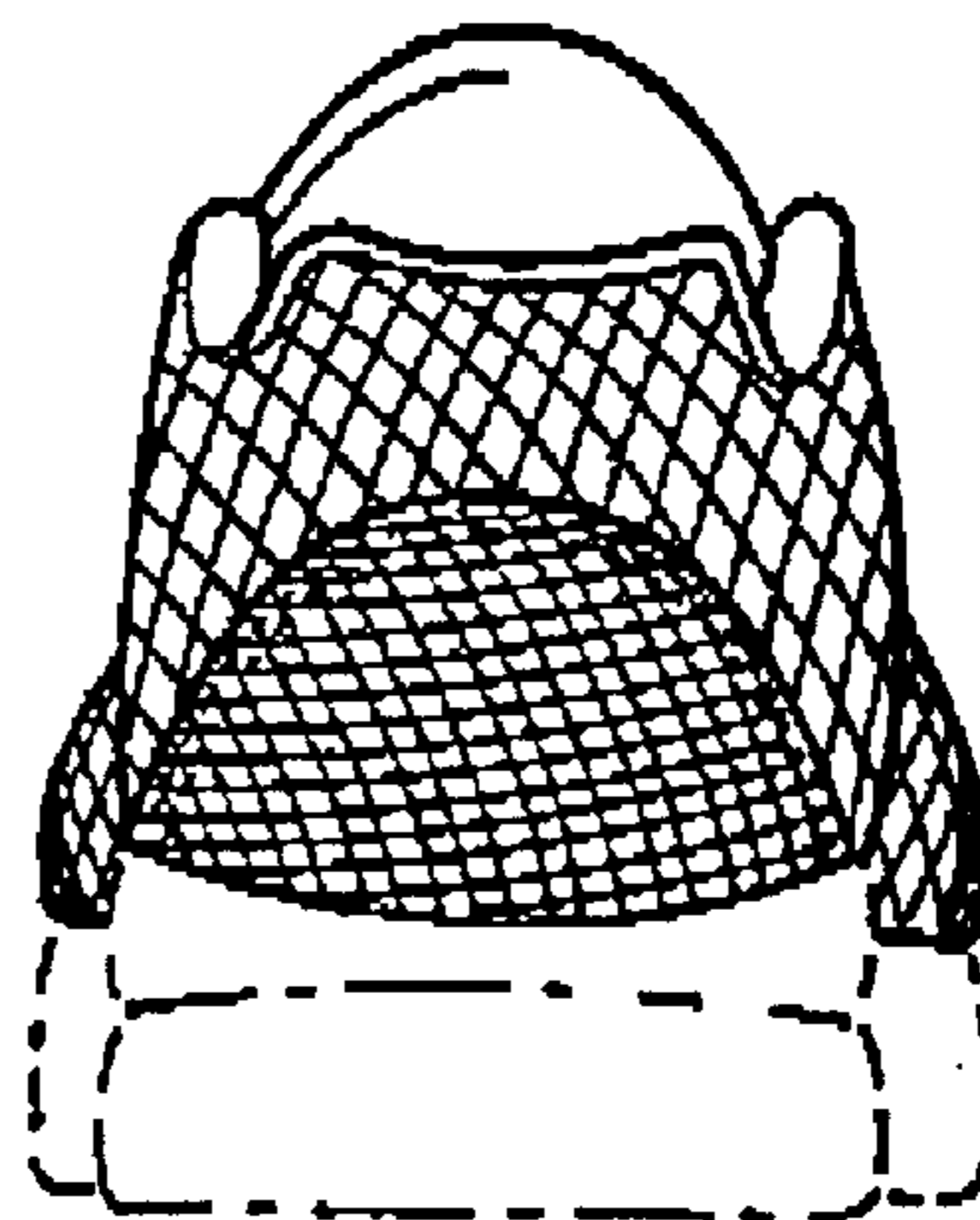


FIG. 6