



US00D457282S

(12) **United States Design Patent**
Giallourakis

(10) **Patent No.:** **US D457,282 S**

(45) **Date of Patent:** **** May 14, 2002**

(54) **MULTI-PURPOSE DEVICE WITH ROUND HINGED HANDLE**

(76) Inventor: **Michael A. Giallourakis**, 535 Midway La., Tarpon Springs, FL (US) 34689

(**) Term: **14 Years**

(21) Appl. No.: **29/129,096**

(22) Filed: **Sep. 7, 2000**

(51) **LOC (7) Cl.** **08-05**

(52) **U.S. Cl.** **D32/52**

(58) **Field of Search** D32/40, 44, 45, D32/52; D28/63; 15/210.1, 244.1-244.4, 143.1, 144.1, DIG. 10; 16/430; D8/356

(56) **References Cited**

U.S. PATENT DOCUMENTS

- 4,893,369 A * 1/1990 Johnson 15/244.1 X
- 5,003,659 A * 4/1991 Paepke 15/244.1 X
- 5,542,352 A * 8/1996 Blackman et al. 15/210.1 X

* cited by examiner

Primary Examiner—Jennifer Rivard
(74) *Attorney, Agent, or Firm*—Larson & Larson, P.A.; James E. Larson

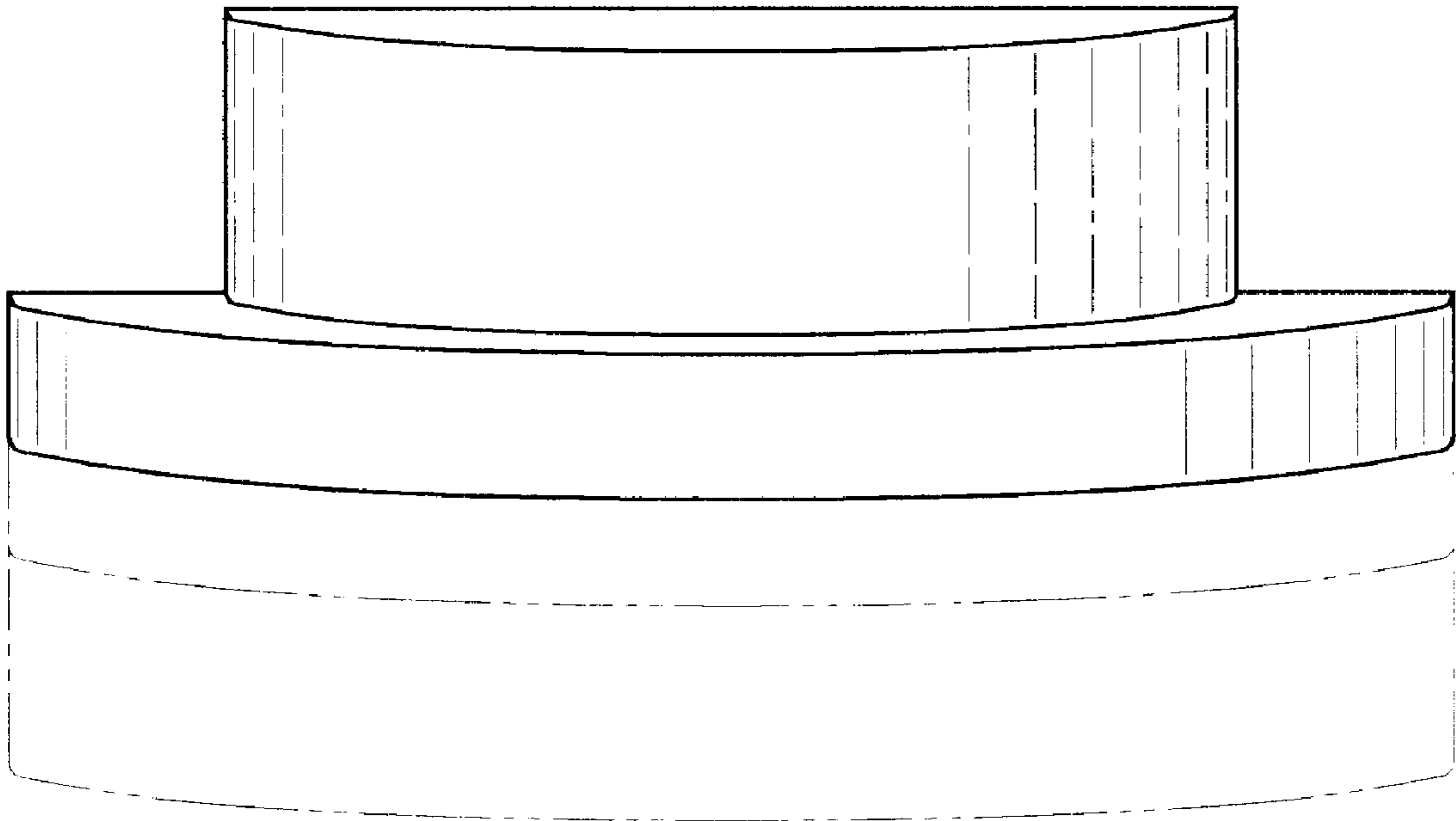
(57) **CLAIM**

The ornamental design for a multi-purpose device with round hinged handle, as shown and described.

DESCRIPTION

FIG. 1 is a front elevational view of a multi-purpose device with round hinged handle showing my novel design; FIG. 2 is a rear elevational view thereof; FIG. 3 is a left side view thereof; FIG. 4 is a right side view thereof; FIG. 5 is a top plan view thereof; and, FIG. 6 is a bottom plan view of a multi-purpose device with round hinged handle of the present invention. The broken lines shown in all FIGS. are for illustrative purposes only and forms no part of the overall claimed design.

1 Claim, 3 Drawing Sheets






Fig. 1




Fig. 2

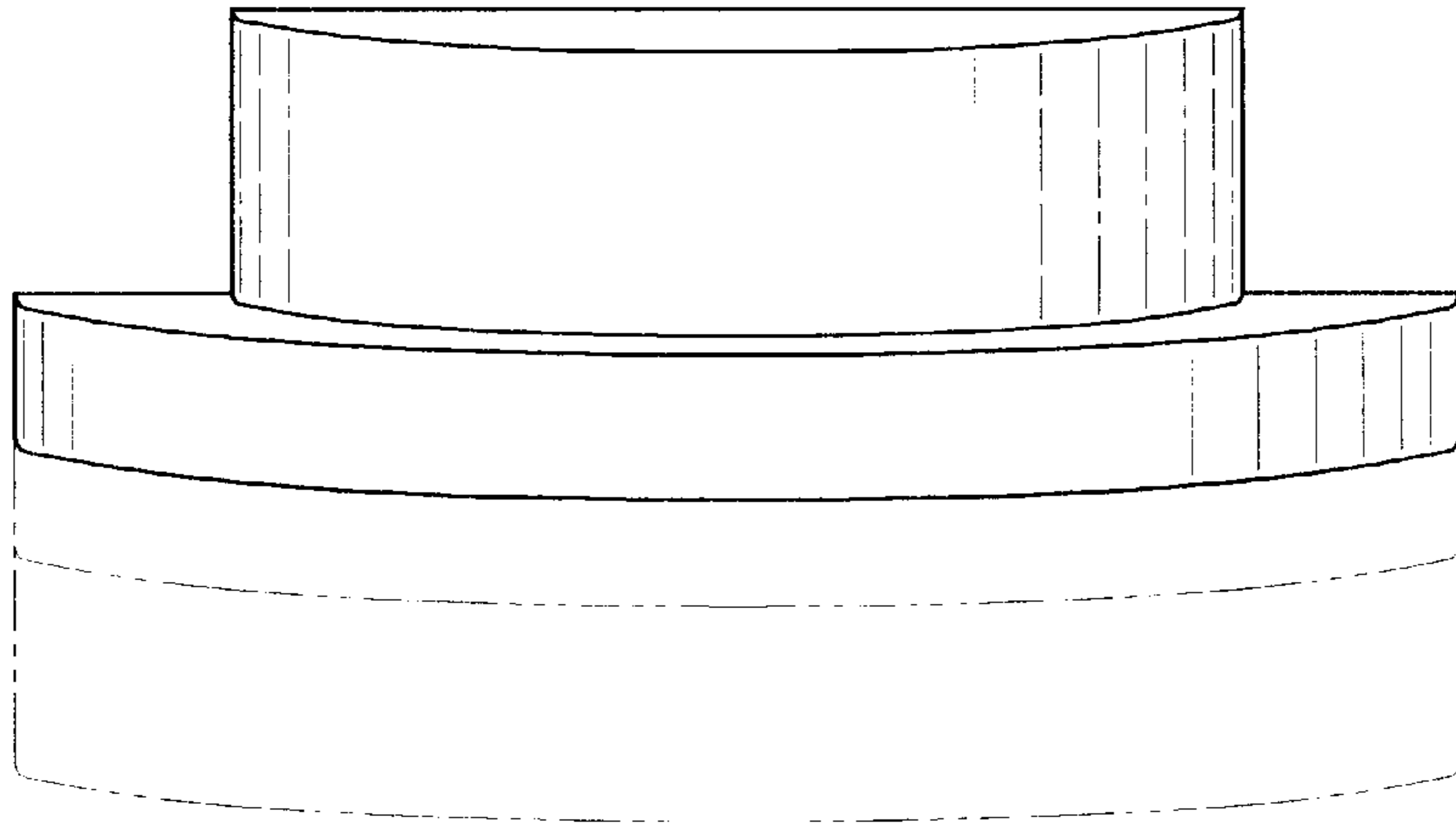


Fig. 3

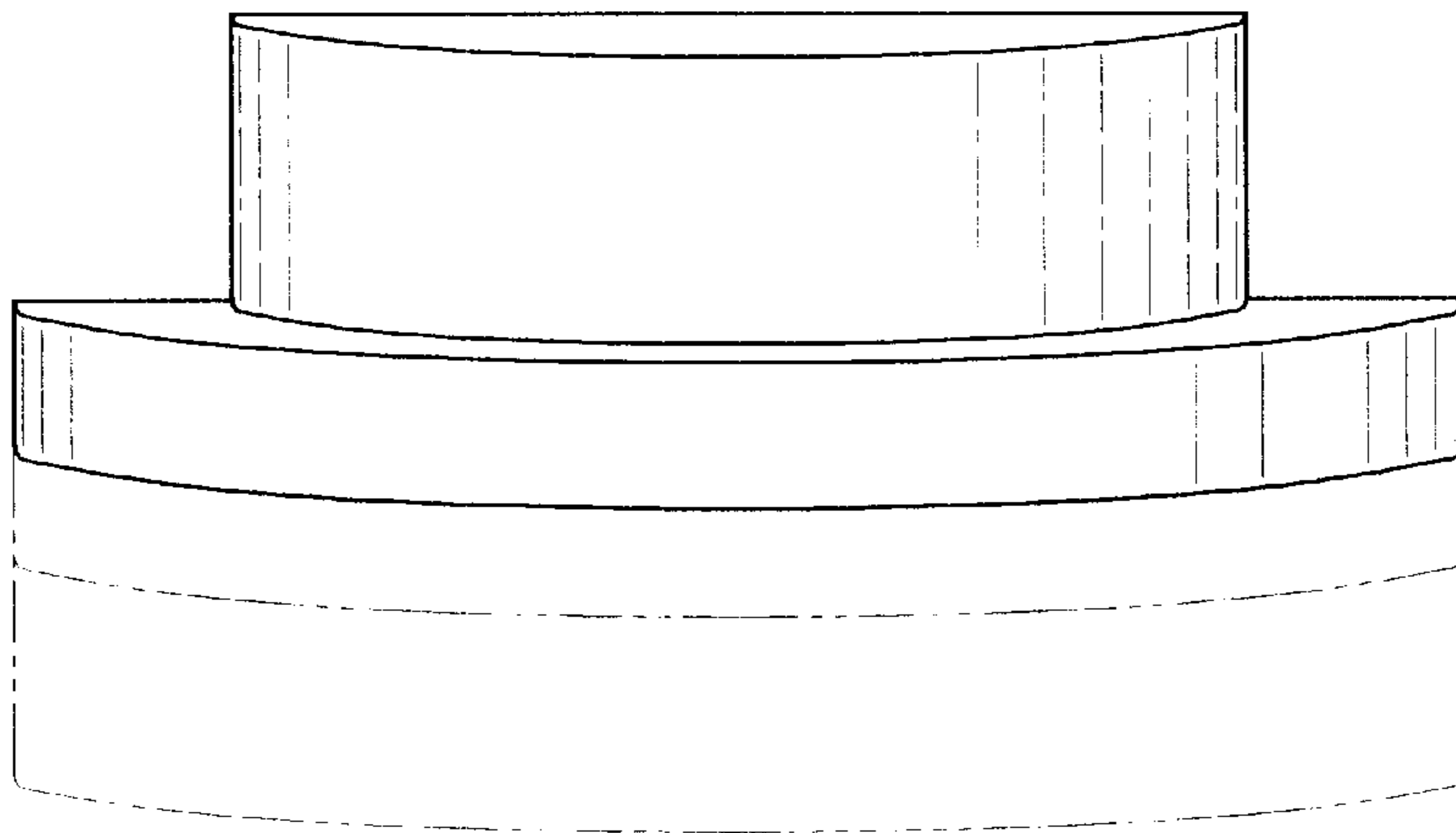


Fig. 4

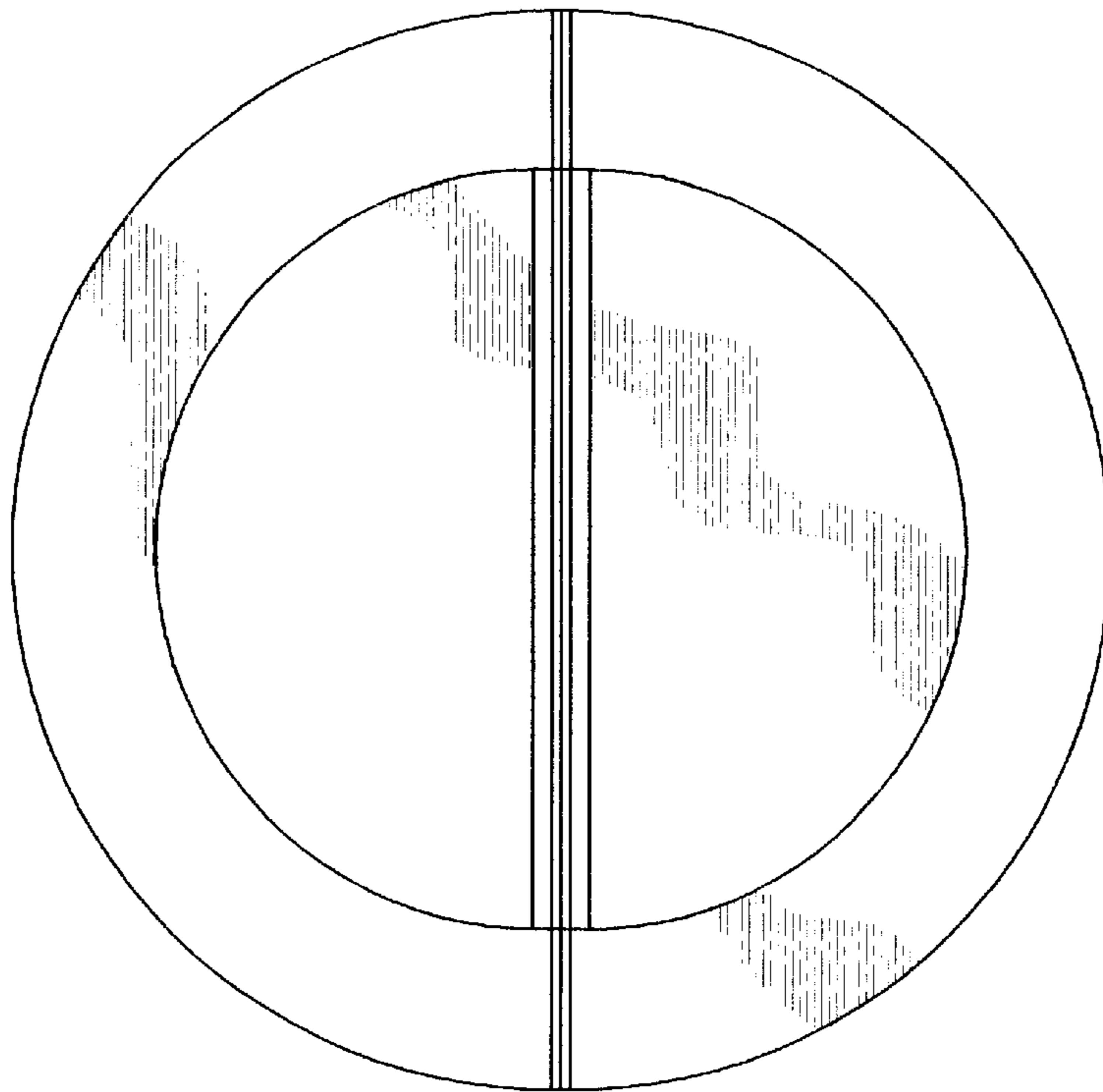


Fig. 5




Fig. 6