



US00D457280S

(12) **United States Design Patent**  
**Sofy**

(10) **Patent No.:** **US D457,280 S**

(45) **Date of Patent:** **\*\* May 14, 2002**

(54) **HAMPER**

(76) **Inventor:** **Janet M. Sofy**, 2400 Oak Ridge Dr.,  
Troy, MI (US) 48098

(\*\*) **Term:** **14 Years**

(21) **Appl. No.:** **29/141,411**

(22) **Filed:** **May 4, 2001**

(51) **LOC (7) Cl.** ..... **07-07**

(52) **U.S. Cl.** ..... **D32/37**

(58) **Field of Search** ..... D32/37; D34/1,  
D34/5, 6, 7, 10, 11; 232/1 B, 1 E, 43.2;  
220/254, 908-911

(56) **References Cited**

**U.S. PATENT DOCUMENTS**

- D265,261 S \* 6/1982 Gerber ..... D32/37
- D344,167 S \* 2/1994 Hobson et al. .... D32/37
- D348,127 S \* 6/1994 Van Berne ..... D32/37

- D352,810 S \* 11/1994 Cassel ..... D32/37
- D362,933 S \* 10/1995 Calmeise ..... D32/37
- D409,806 S \* 5/1999 France ..... D32/37
- D419,734 S \* 1/2000 Adams ..... D32/37
- D431,699 S \* 10/2000 Sofy ..... D32/37

\* cited by examiner

*Primary Examiner*—Cynthia E. Ramirez

(74) *Attorney, Agent, or Firm*—Howard & Howard

(57) **CLAIM**

I claim the ornamental design for a hamper, as shown.

**DESCRIPTION**

FIG. 1 is a perspective view of the subject design;  
FIG. 2 is a front view;  
FIG. 3 is a top view;  
FIG. 4 is a side view from the right side of FIG. 2;  
FIG. 5 is a side view from the left side of FIG. 2; and,  
FIG. 6 is a bottom view.

**1 Claim, 6 Drawing Sheets**




FIG-1




FIG-2

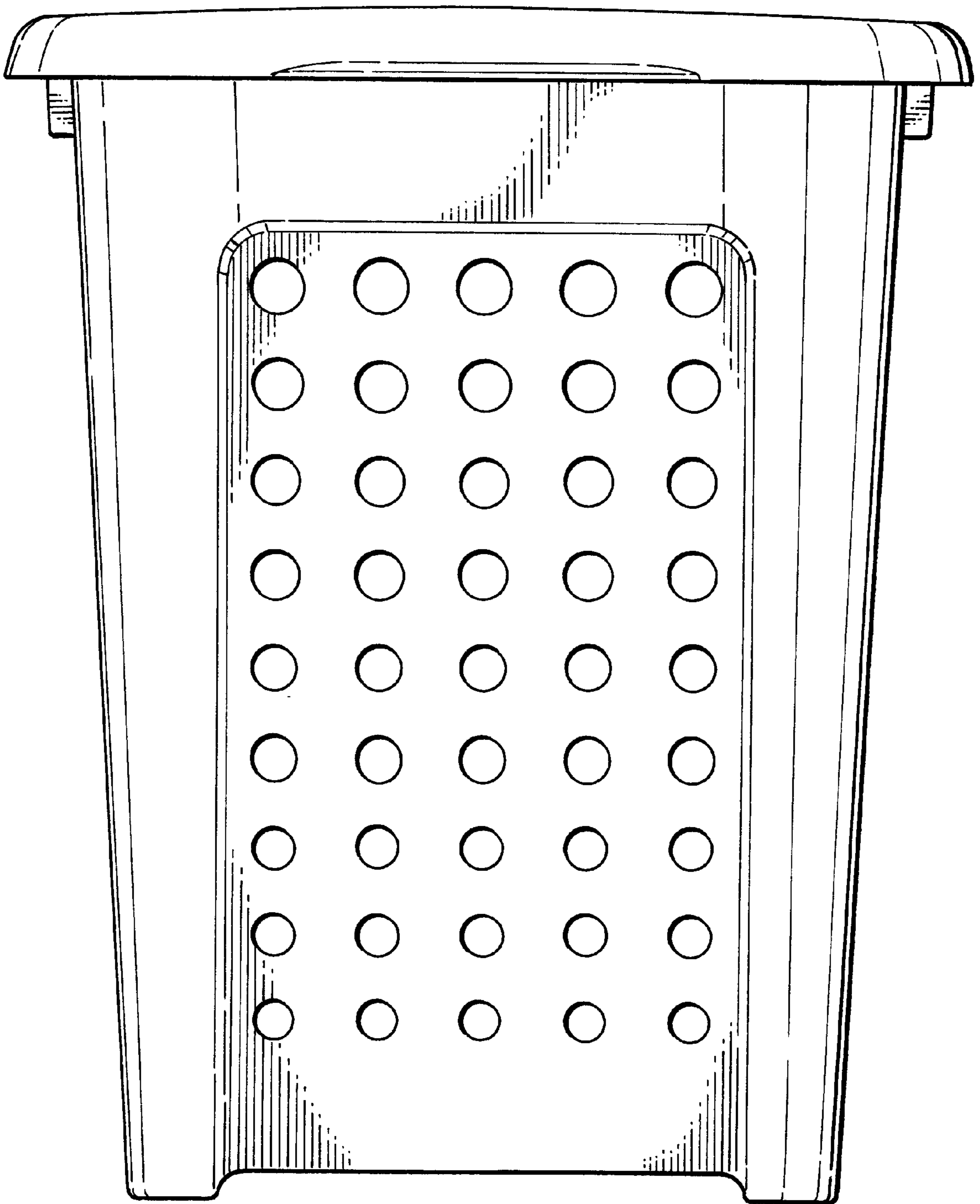


FIG-3

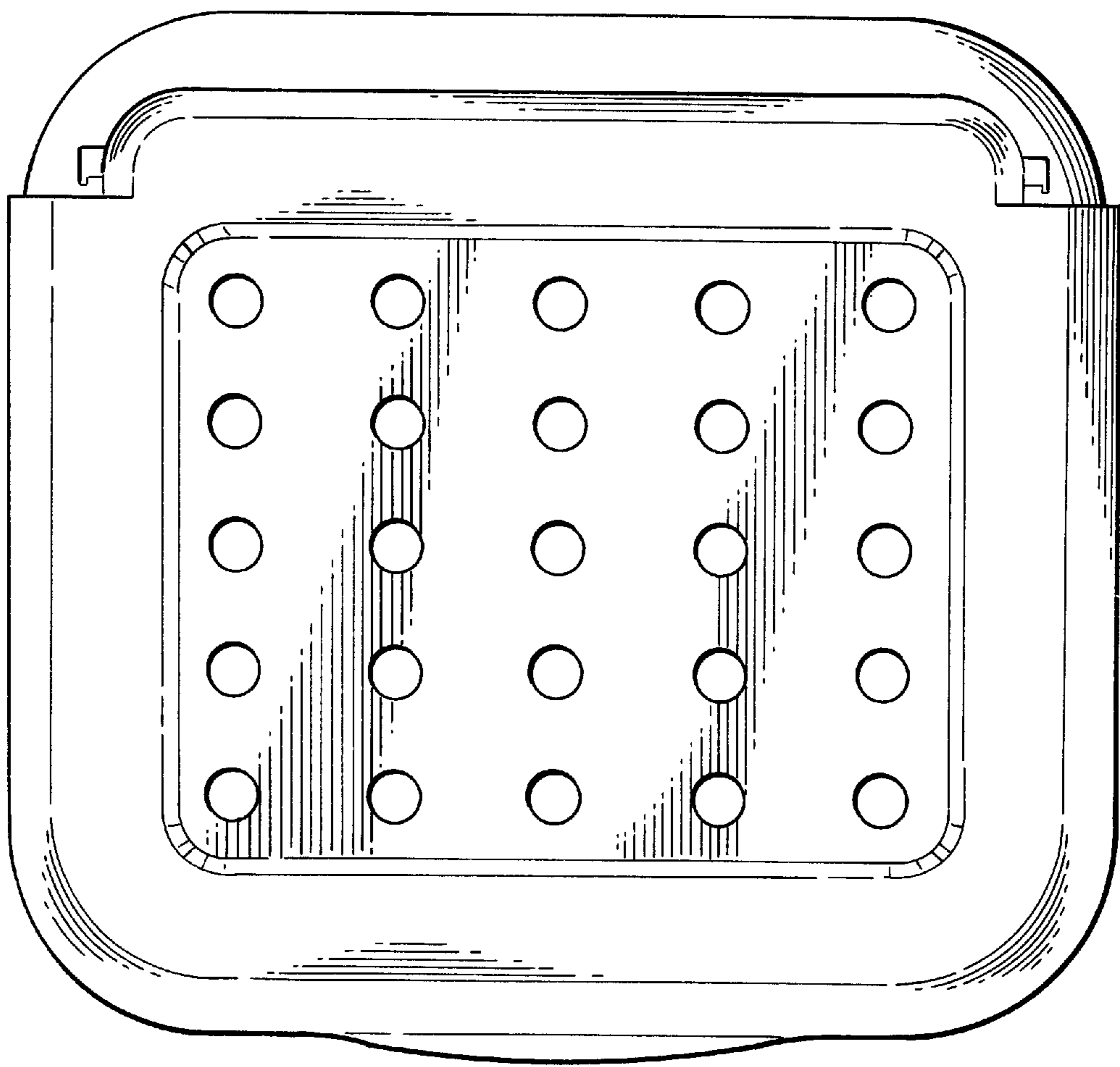




FIG-4

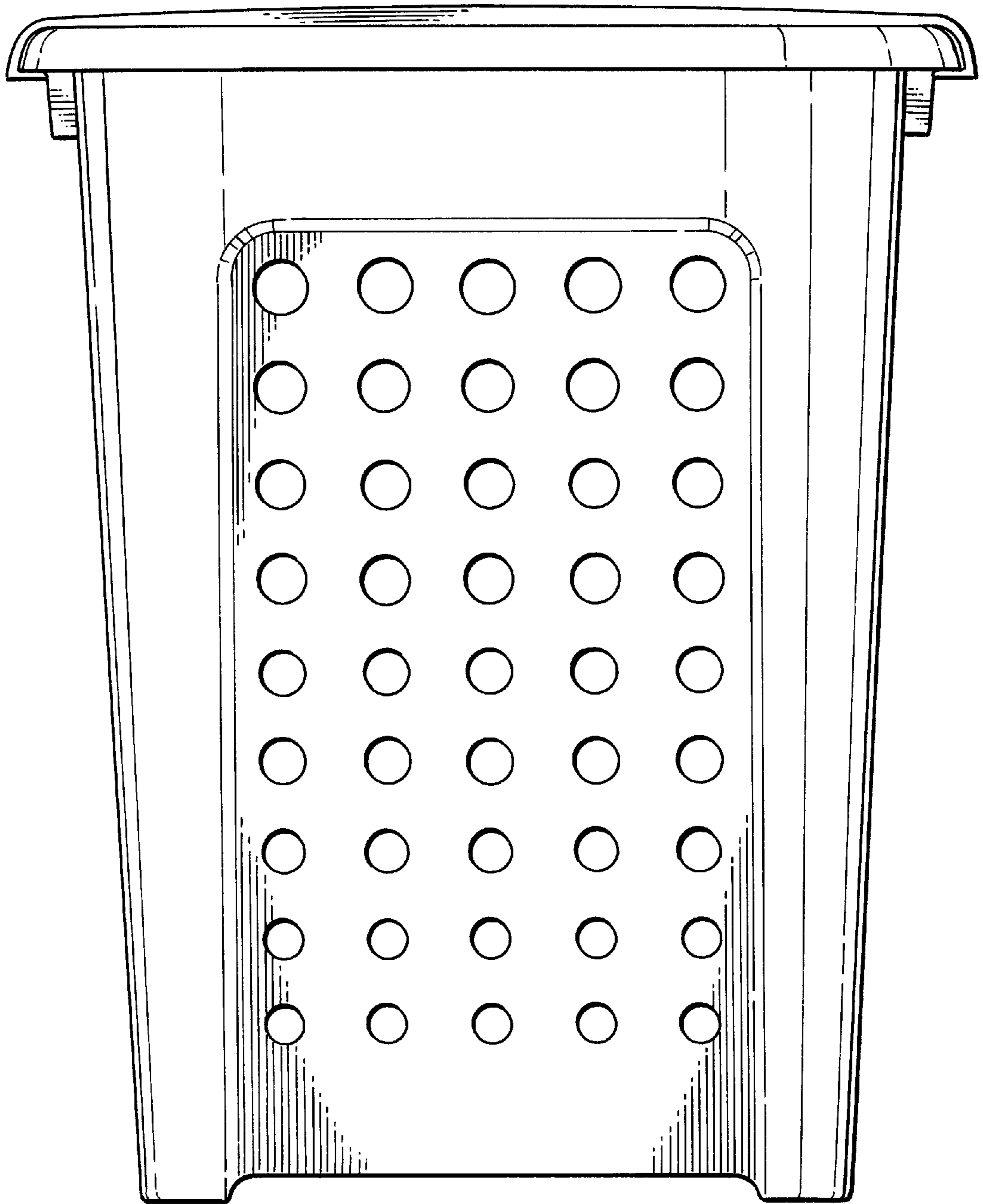


FIG - 5

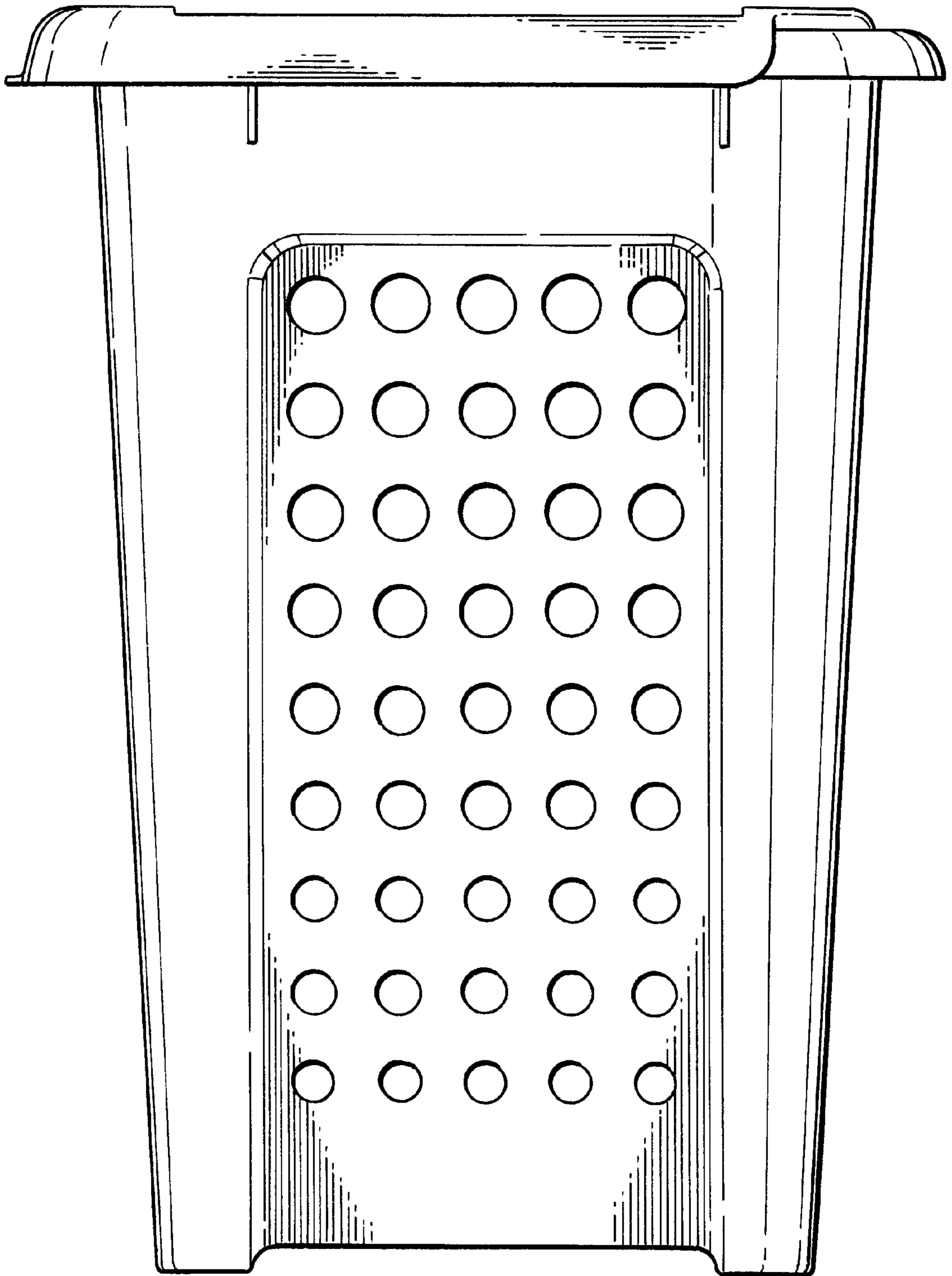


FIG-6

