



US00D457267S

(12) **United States Design Patent**  
**Levandovsky**

(10) **Patent No.:** **US D457,267 S**

(45) **Date of Patent:** **\*\* May 14, 2002**

(54) **COMB**

**FOREIGN PATENT DOCUMENTS**

(75) **Inventor:** **Silvio Fabian Levandovsky**, Buenos Aires (AR)

DE 339538 \* 7/1921 ..... 132/219

(73) **Assignee:** **Ofar S.A.**, Buenos Aires (AR)

**OTHER PUBLICATIONS**

Hong Kong Enterprise, Jun. 1996, p. 688, comb #614-4W01.\*

(\*\*) **Term:** **14 Years**

\* cited by examiner

(21) **Appl. No.:** **29/147,744**

*Primary Examiner*—Lucy Lieberman

(22) **Filed:** **Sep. 6, 2001**

(74) *Attorney, Agent, or Firm*—Jacobson Holman, PLLC

(51) **LOC (7) Cl.** ..... **28-03**

(57) **CLAIM**

(52) **U.S. Cl.** ..... **D28/31**

I claim the ornamental design for a comb, as shown and described.

(58) **Field of Search** ..... D28/31, 21, 30,  
D28/32; 132/219, 149, 150, 159, 144; D30/159;  
119/625, 626, 630, 632, 633

**DESCRIPTION**

(56) **References Cited**

FIG. 1 is a perspective view of a comb showing my new design;

**U.S. PATENT DOCUMENTS**

FIG. 2 is a front elevational view of the comb, the opposite side being a mirror image;

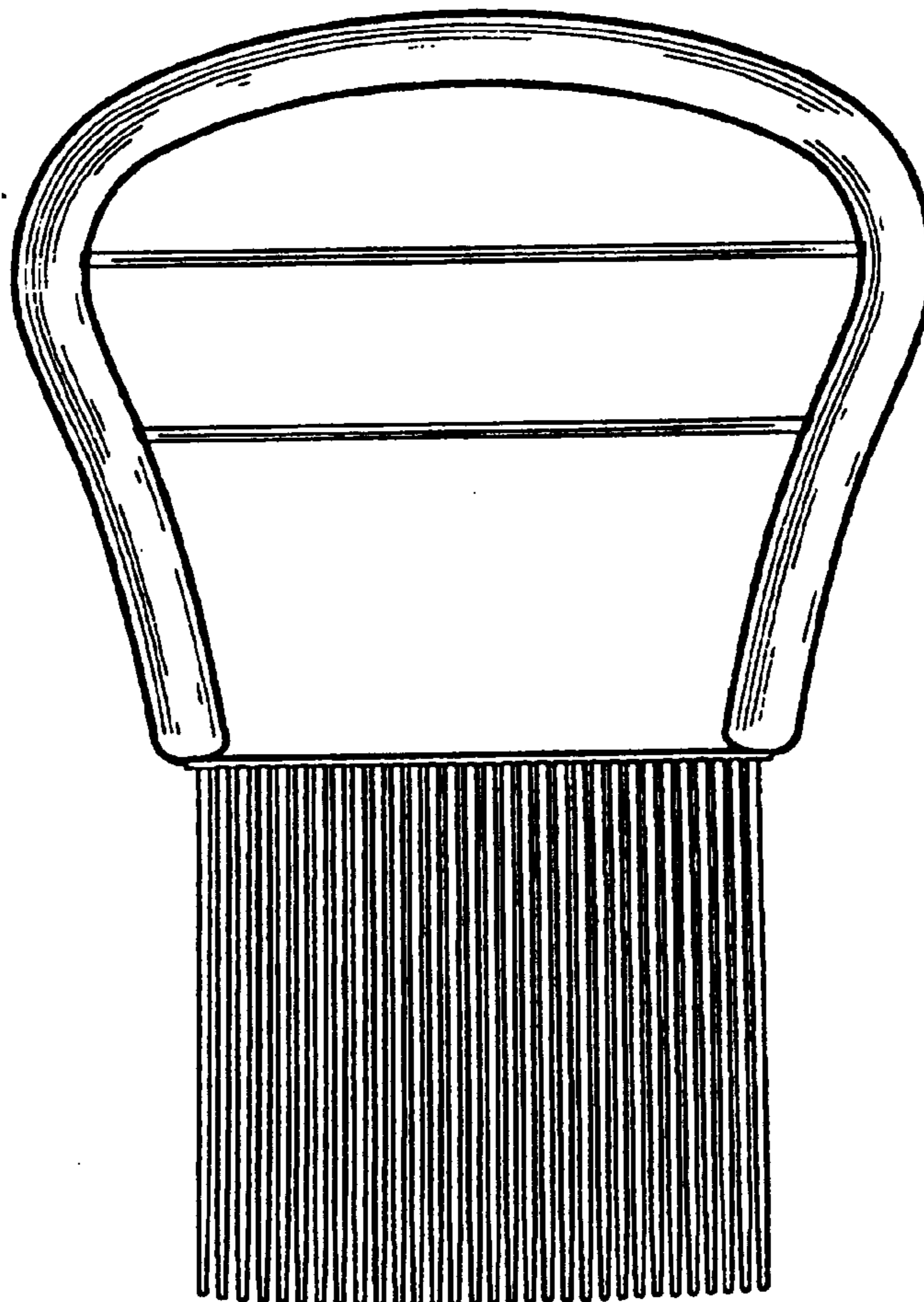
3,481,345	A	*	12/1969	Cournoyer	.....	132/159
D225,474	S	*	12/1972	Brooks	.....	D28/31
D353,915	S	*	12/1994	Lanne	.....	D28/31
5,873,374	A	*	2/1999	Sanz	.....	132/219
D441,136	S	*	4/2001	Leman	.....	D28/31

FIG. 3 is a side elevational view of the comb, the opposite side being a mirror image;

FIG. 4 is a top plan view of the comb; and,

FIG. 5 is a bottom plan view of the comb.

**1 Claim, 2 Drawing Sheets**



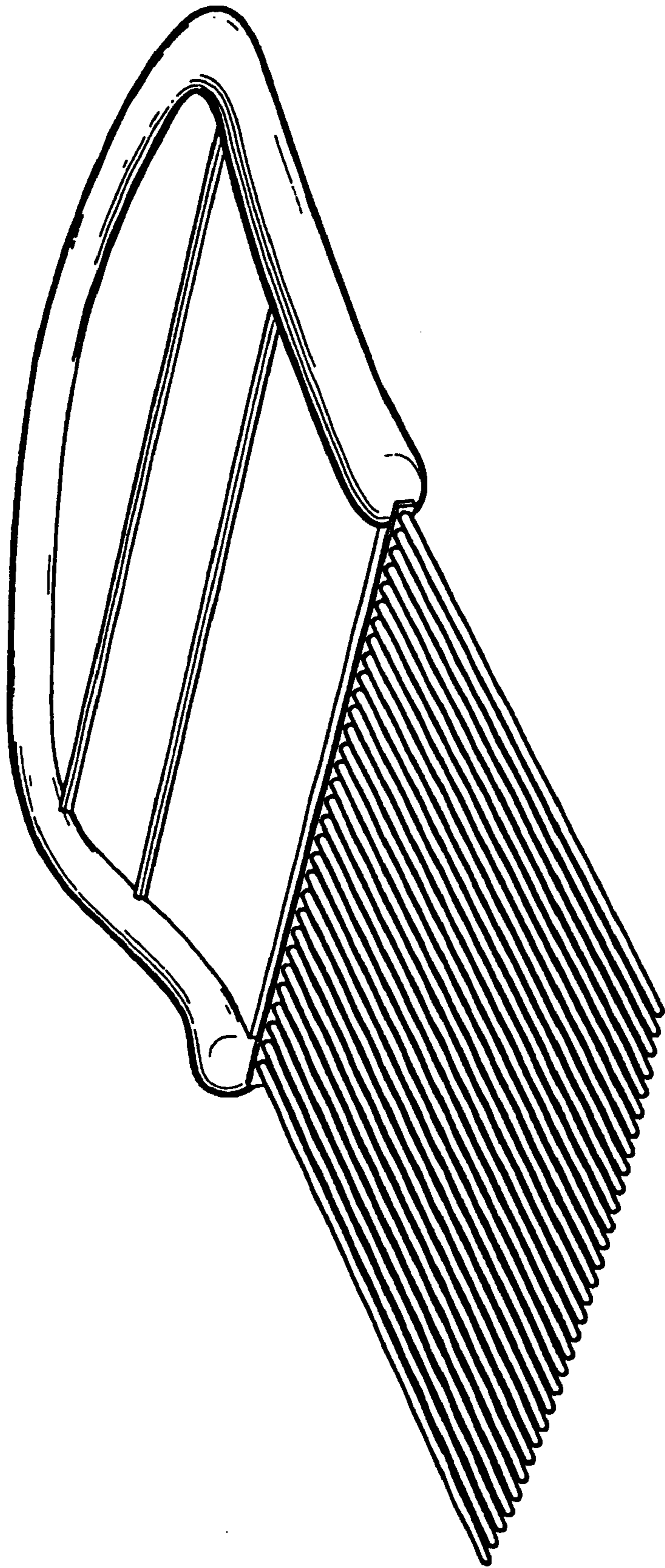


Fig. 1

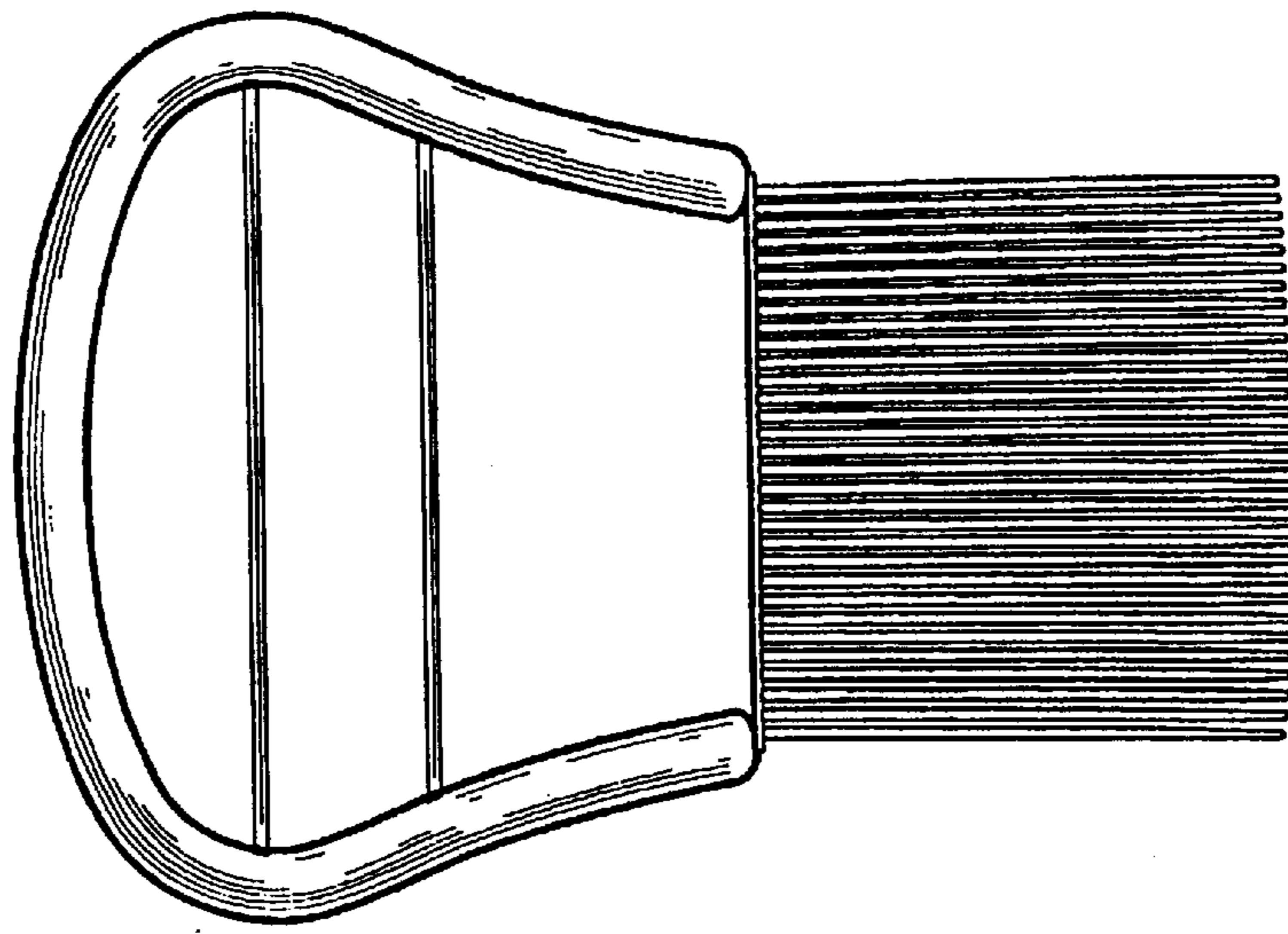


Fig. 2



Fig. 3




Fig. 4



Fig. 5