



US00D457265S

(12) **United States Design Patent**
Gebhard

(10) **Patent No.:** **US D457,265 S**

(45) **Date of Patent:** **** May 14, 2002**

(54) **FACIAL IRON**

(75) **Inventor:** **Albert Gebhard, Denver, CO (US)**

(73) **Assignee:** **Dante International Consulting Inc.,
Clark, NJ (US)**

(**) **Term:** **14 Years**

(21) **Appl. No.:** **29/115,434**

(22) **Filed:** **Dec. 14, 1999**

Related U.S. Application Data

(63) Continuation of application No. 09/240,561, filed on Jan. 29, 1999, now Pat. No. 6,001,070, which is a continuation-in-part of application No. 09/150,325, filed on Sep. 9, 1998, now abandoned.

(51) **LOC (7) Cl.** **28-03**

(52) **U.S. Cl.** **D28/9**

(58) **Field of Search** D28/9, 44.1, 73,
D28/99; D24/133, 200, 206, 214, 215;
601/2, 15, 18, 21; 606/204.35; 607/109,
145, 150, 151; 219/227, 229, 240-242

(56) **References Cited**

U.S. PATENT DOCUMENTS

- 1,573,693 A * 2/1926 Enstrom 607/109
- 3,507,493 A 4/1970 Robins
- 3,911,909 A 10/1975 Di Matteo
- 4,189,141 A 2/1980 Rooney
- 4,291,685 A * 9/1981 Taelman 601/17
- 4,583,529 A * 4/1986 Briggs 601/2
- 4,787,373 A 11/1988 Vogel
- 4,892,092 A 1/1990 Klein

- D323,034 S * 1/1992 Reinstein D24/206
- 5,218,955 A 6/1993 Gueret
- D361,404 S * 8/1995 Haas D28/7
- 5,458,561 A 10/1995 Schweisfurth
- 5,501,646 A 3/1996 Miller
- 5,551,949 A * 9/1996 Kim 601/15
- 5,582,585 A 12/1996 Nash-Morgan
- 5,709,705 A 1/1998 Belcher
- 5,746,702 A 5/1998 Gelfgat et al.
- D414,582 S * 9/1999 Hwang D28/9

* cited by examiner

Primary Examiner—Ted Shooman

Assistant Examiner—C. Tuttle

(74) *Attorney, Agent, or Firm*—Rick Martin; Patent Law Offices of Rick Martin P.C.

(57) **CLAIM**

I claim the ornamental design for the facial iron, as shown and described.

DESCRIPTION

FIG. 1 is a top perspective view of a facial iron showing my new design.

FIG. 2 is a front elevational view of the facial iron shown in FIG. 1.

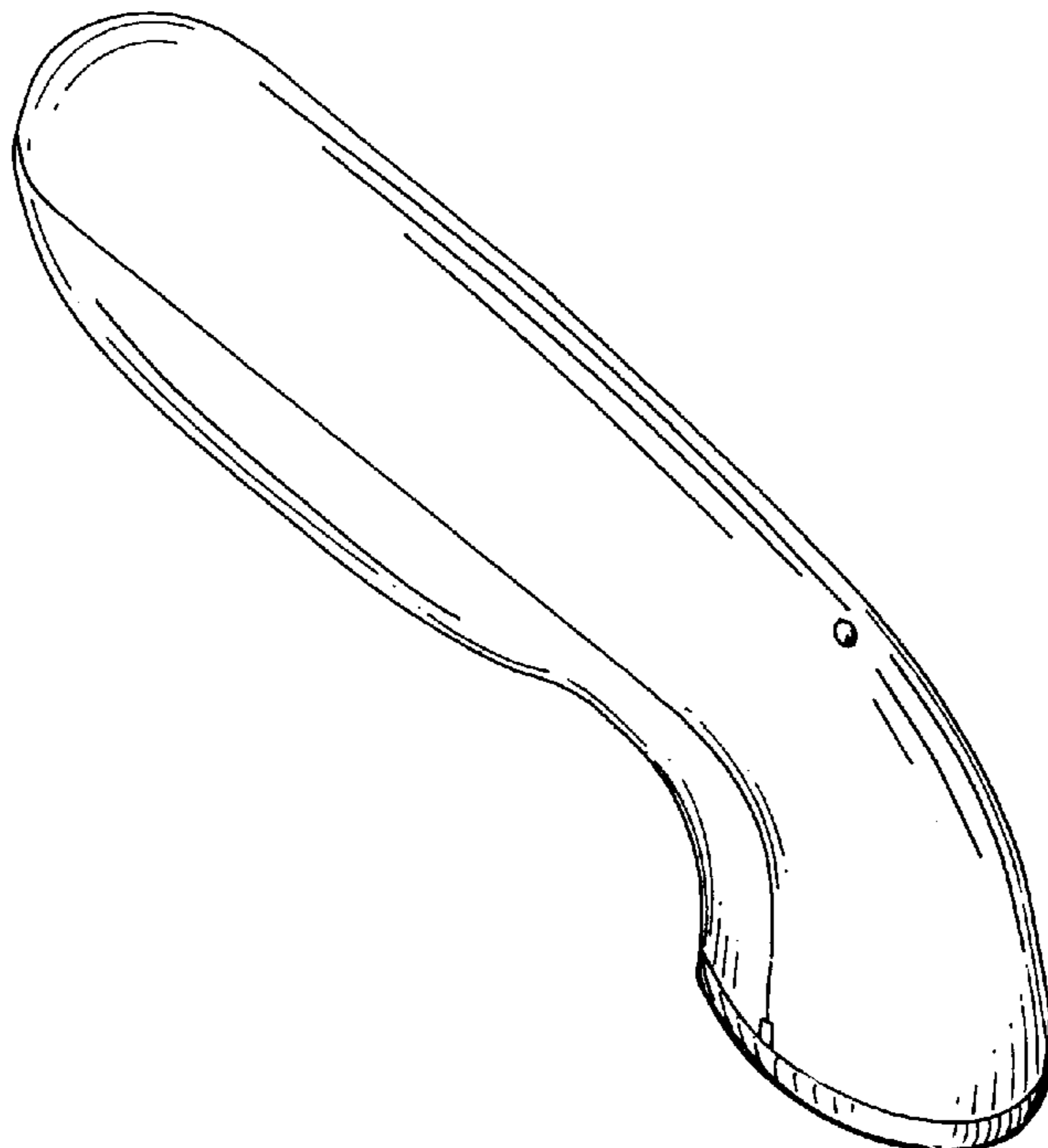
FIG. 3 is a rear elevational view of the facial iron shown in FIG. 1.

FIG. 4 is a left side elevational view of the facial iron shown in FIG. 1.

FIG. 5 is a bottom plan view of the facial iron shown in FIG. 1; and,

FIG. 6 is a top plan view of the facial iron shown in FIG. 1.

1 Claim, 2 Drawing Sheets



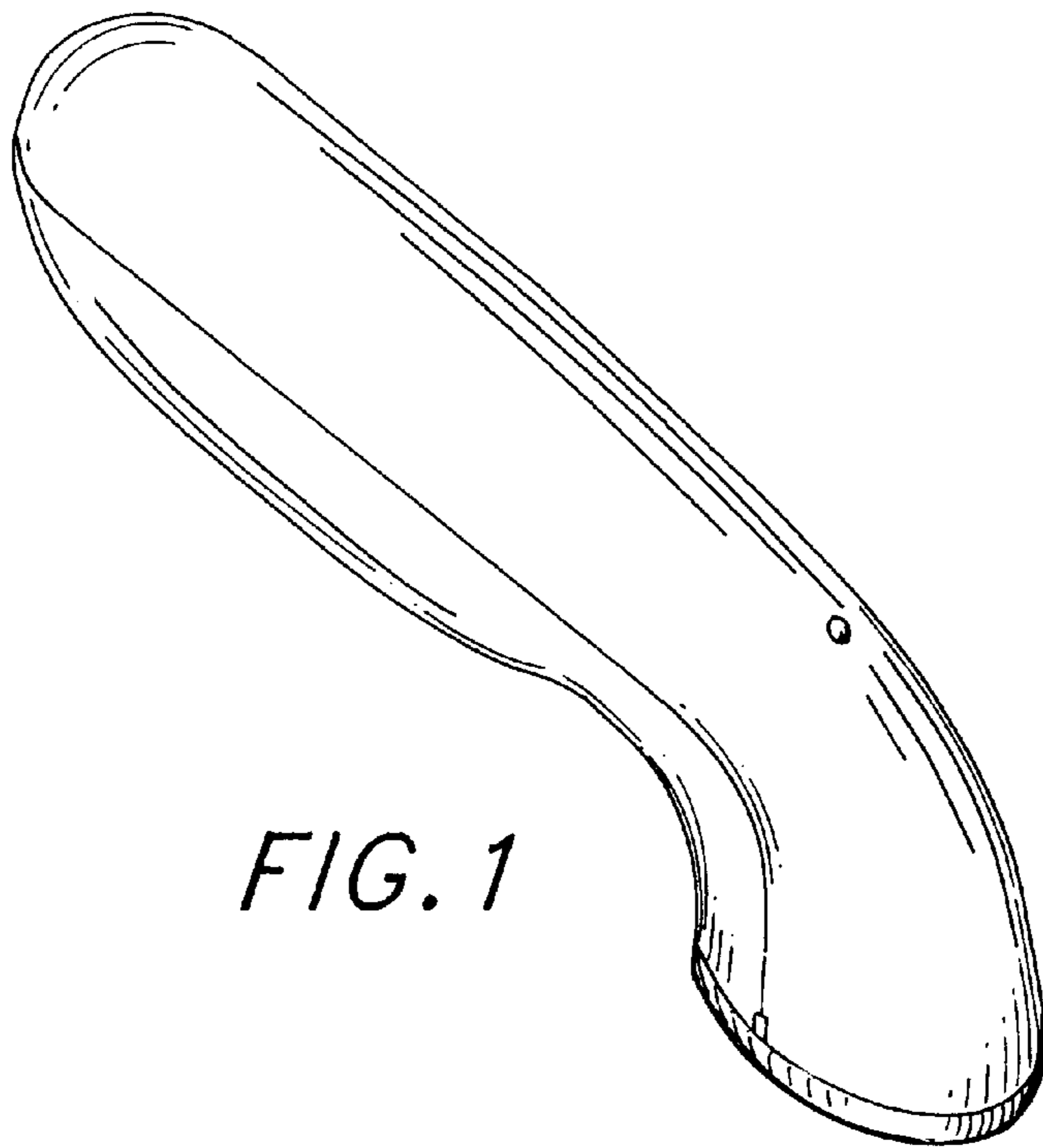


FIG. 1

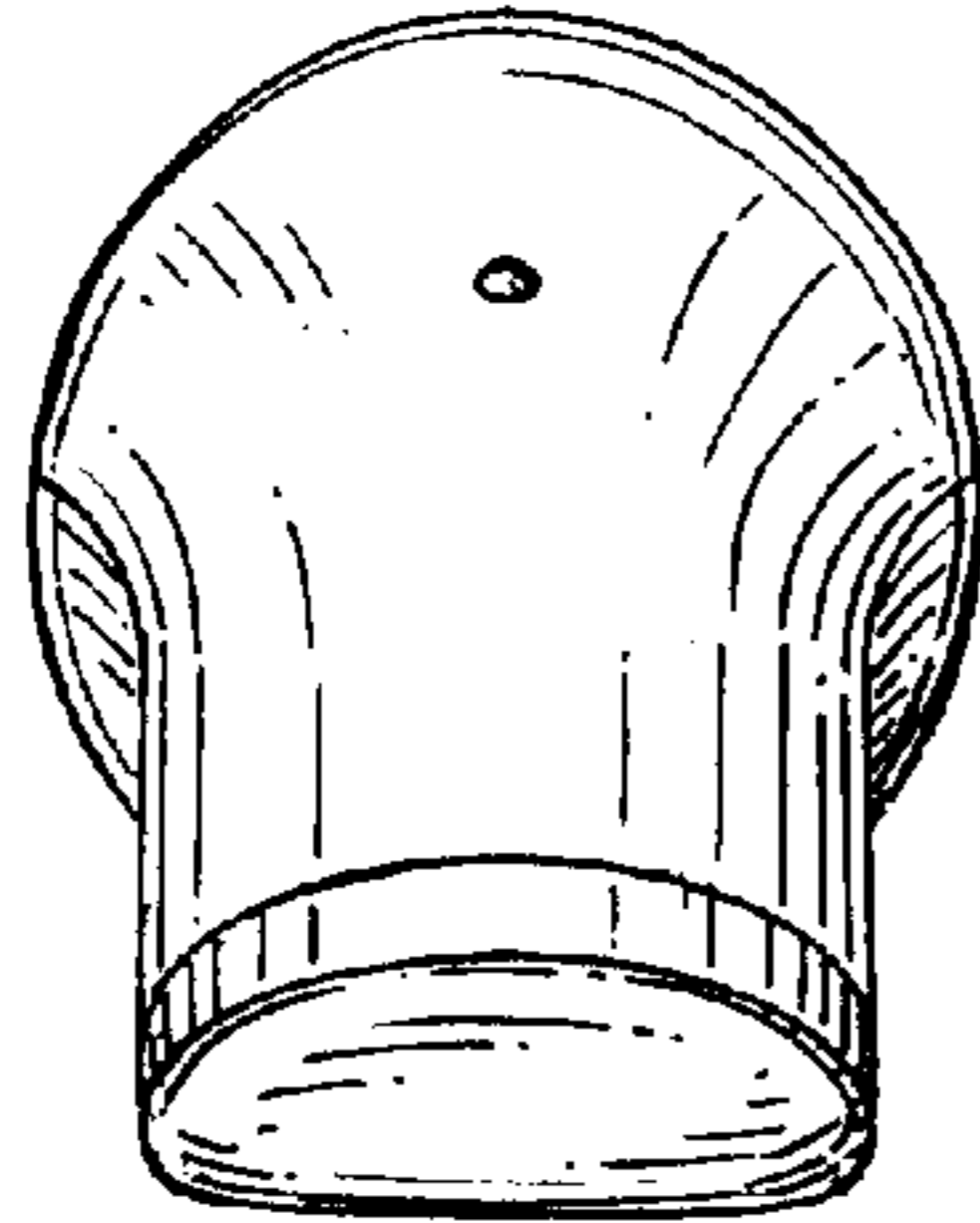


FIG. 2

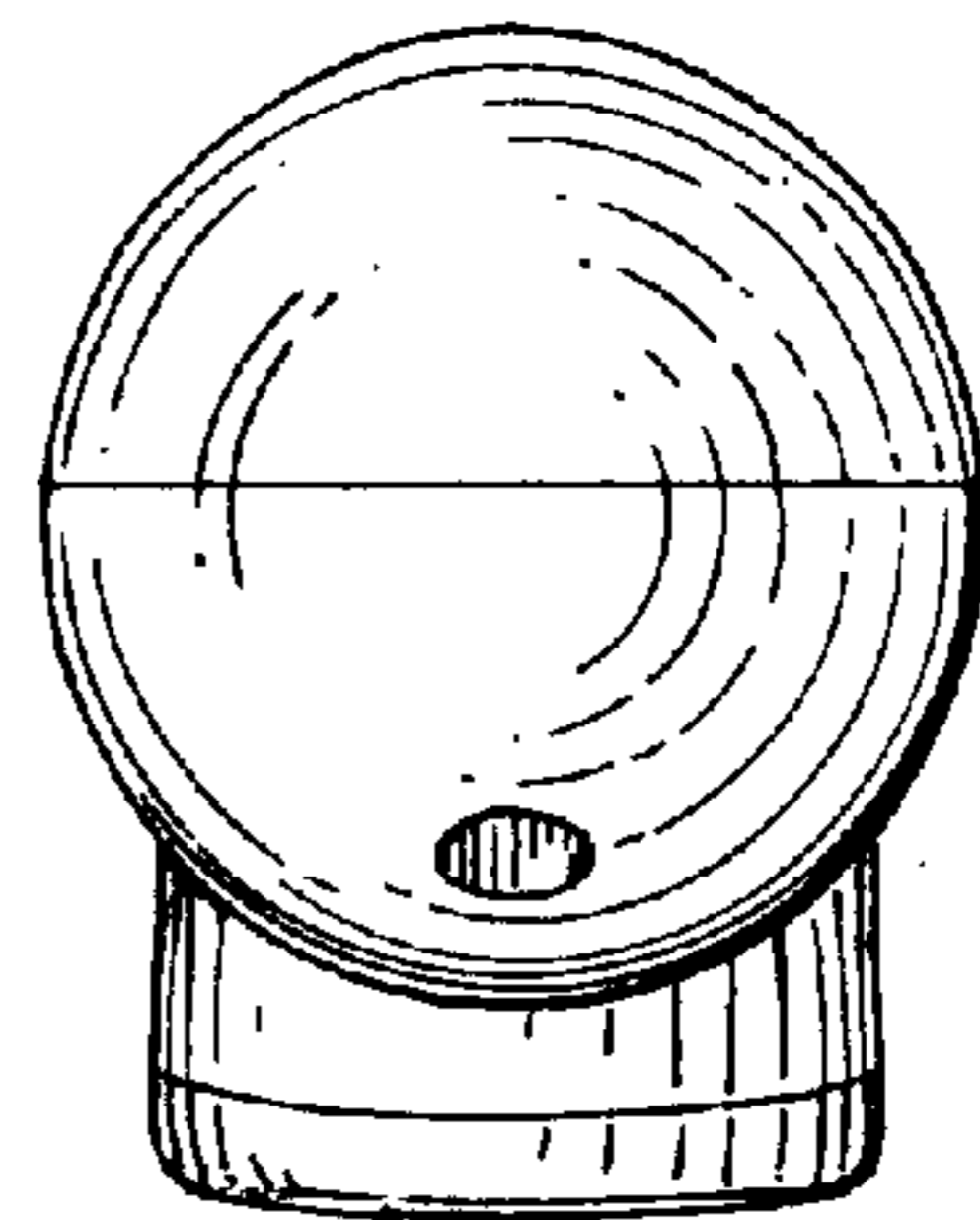


FIG. 3

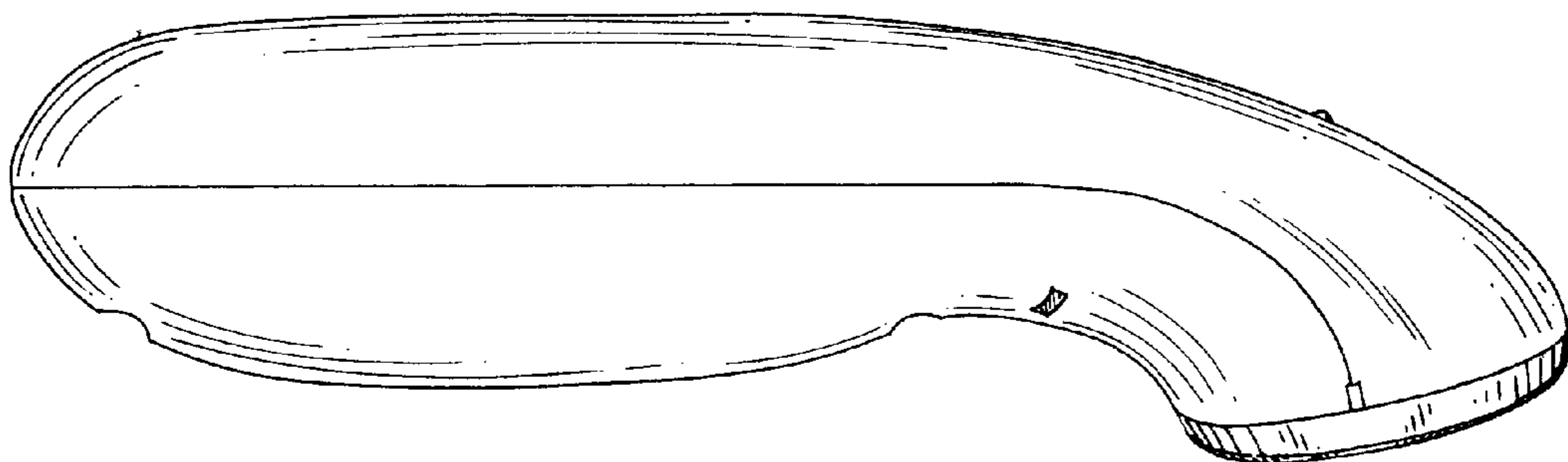


FIG. 4

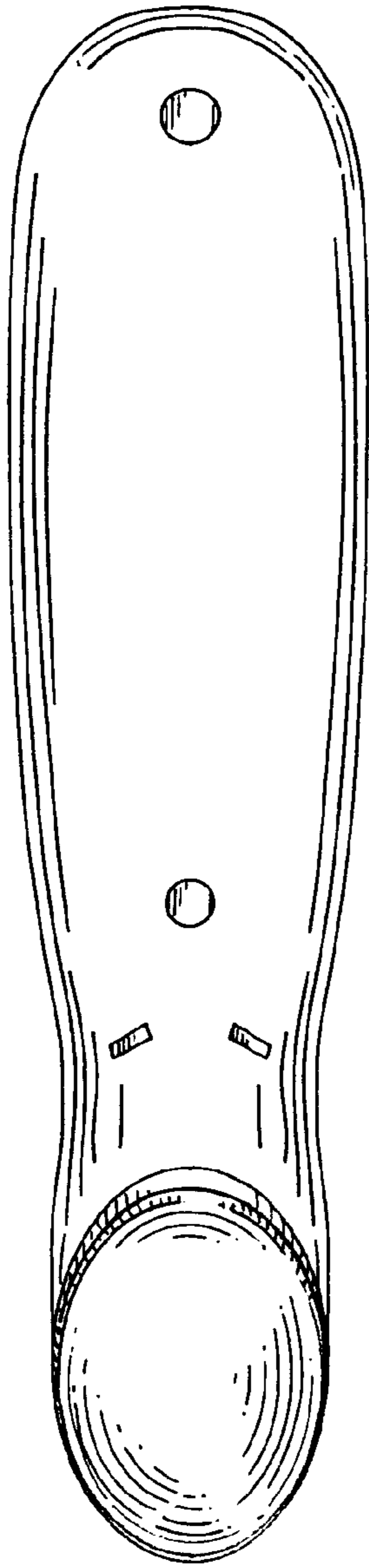


FIG. 5

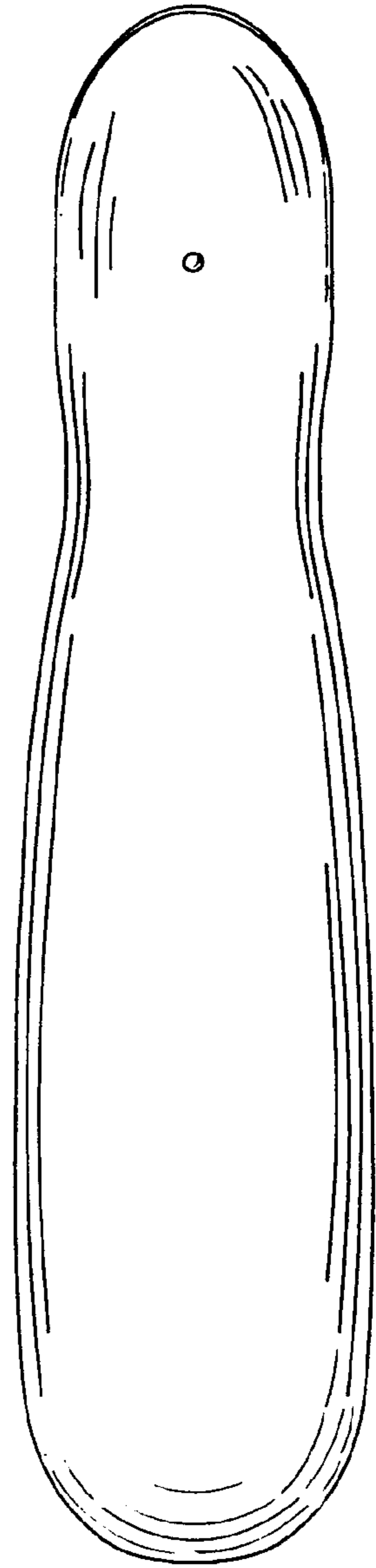


FIG. 6