



US00D457259S

(12) **United States Design Patent**  
**Kim**

(10) **Patent No.:** **US D457,259 S**

(45) **Date of Patent:** **\*\* May 14, 2002**

(54) **FLASHLIGHT**

(76) **Inventor:** **Nam Yong Kim**, 331-23, Sangsu-dong,  
Mapo-gu, Seoul, 121-160 (KR)

(\*\*) **Term:** **14 Years**

(21) **Appl. No.:** **29/143,438**

(22) **Filed:** **Jun. 13, 2001**

(51) **LOC (7) Cl.** ..... **26-02**

(52) **U.S. Cl.** ..... **D26/49**

(58) **Field of Search** ..... D26/37-50; 362/157,  
362/158, 171, 173, 183-208

(56) **References Cited**

**U.S. PATENT DOCUMENTS**

D443,709 S	*	6/2001	Chiu	.....	D26/49
D445,522 S	*	7/2001	Chiu	.....	D26/49
D449,703 S	*	10/2001	Dalton	.....	D26/49

\* cited by examiner

*Primary Examiner*—Marcus A. Jackson

(74) *Attorney, Agent, or Firm*—Knobbe Martens Olson &  
Bear LLP

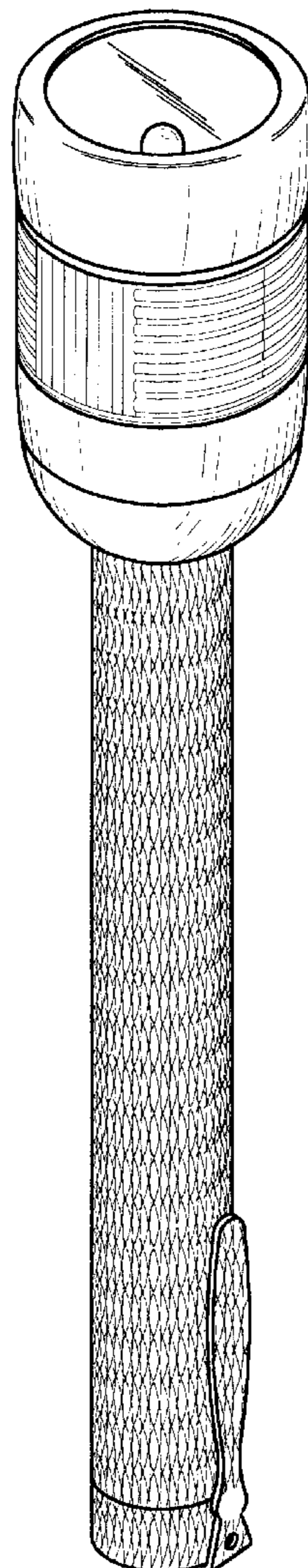
(57) **CLAIM**

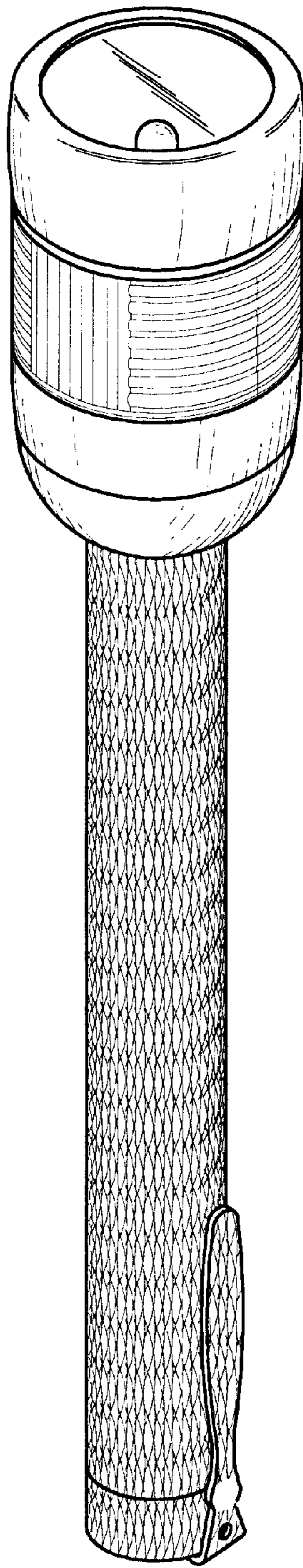
The ornamental design for a flashlight, as shown and described herein.

**DESCRIPTION**


FIG. 1 is a perspective view of a flashlight in accordance with an embodiment of the present invention;  
FIG. 2 is a front view of the flashlight of FIG. 1;  
FIG. 3 is a rear view of the flashlight of FIG. 1;  
FIG. 4 is a left side view of the flashlight of FIG. 1;  
FIG. 5 is a right side view of the flashlight of FIG. 1;  
FIG. 6 is a top plan view of the flashlight of FIG. 1; and,  
FIG. 7 is a bottom plan view of the flashlight of FIG. 1.

**1 Claim, 6 Drawing Sheets**







*Fig. 1*




*Fig. 2*



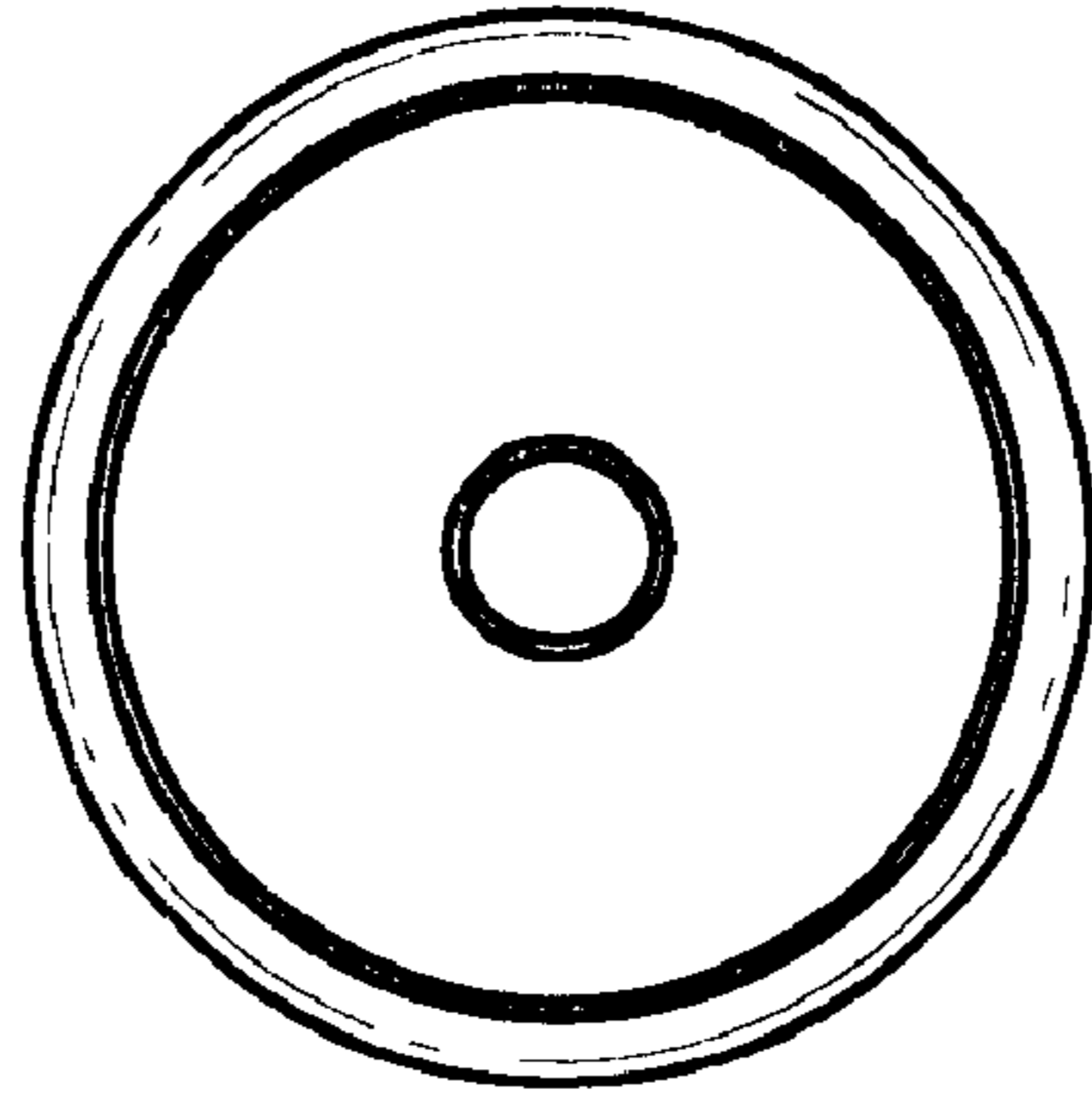
*Fig. 3*



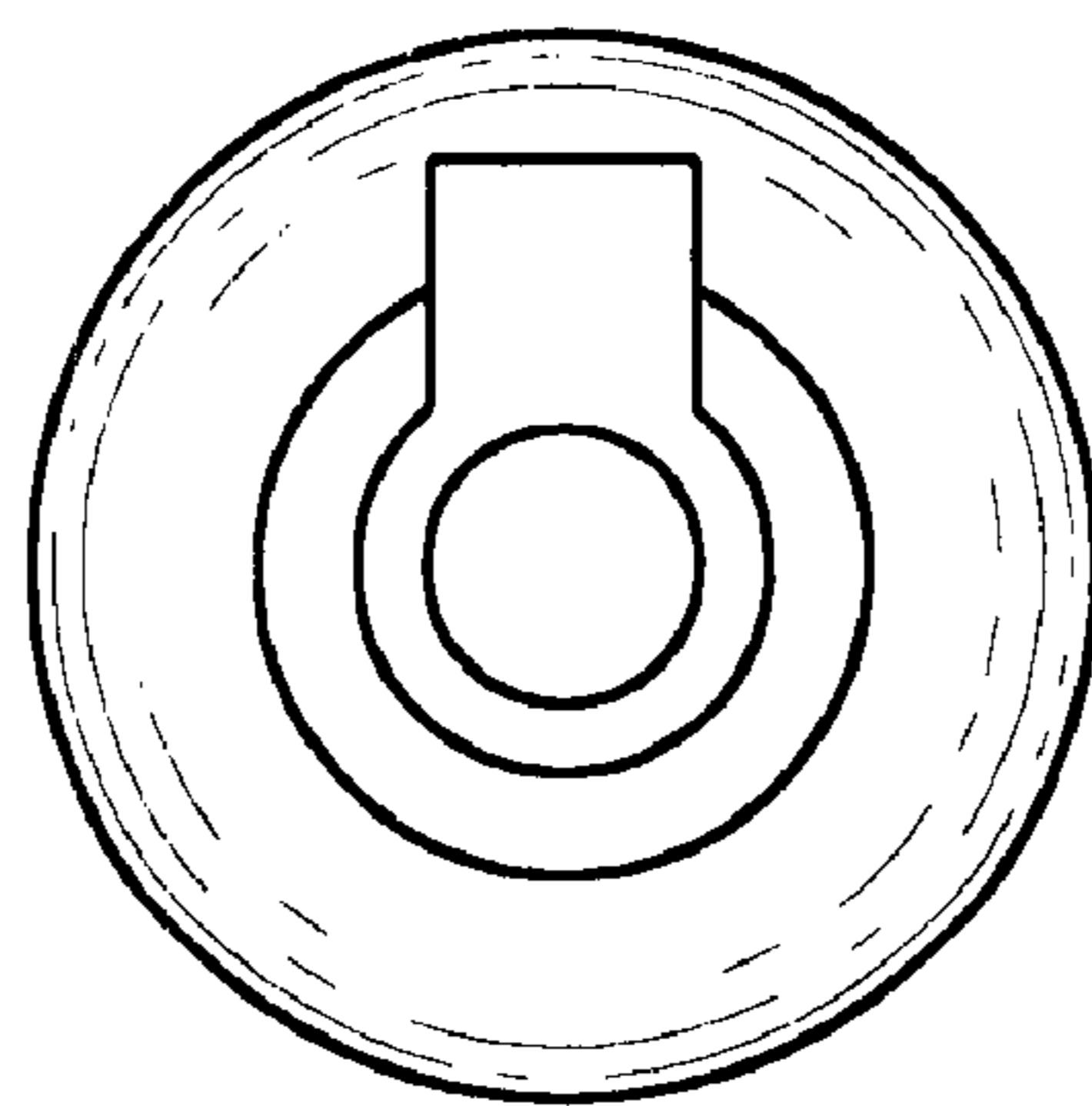
*Fig. 4*



*Fig. 5*



*Fig. 6*



*Fig. 7*