



US00D457258S

(12) **United States Design Patent**
Horowitz

(10) **Patent No.:** **US D457,258 S**

(45) **Date of Patent:** **** May 14, 2002**

(54) **TAIL LENS ASSEMBLY**

OTHER PUBLICATIONS

(76) Inventor: **Brian A. Horowitz**, 1646 Dunkirk La.,
Riverside, CA (US) 91720

(**) Term: **14 Years**

(21) Appl. No.: **29/147,254**

(22) Filed: **Aug. 24, 2001**

(51) **LOC (7) Cl.** **26-04**

(52) **U.S. Cl.** **D26/28**

(58) **Field of Search** D26/28-36, 120,
D26/122; 362/61, 80, 81, 82, 83, 83.4,
267, 264, 275

(56) **References Cited**

U.S. PATENT DOCUMENTS

D382,659 S	8/1997	Kaloustian	
D388,200 S	12/1997	Tomforde et al.	
D388,897 S	1/1998	Tomforde et al.	
D389,256 S	1/1998	Sacco et al.	
D396,310 S	7/1998	Sacco et al.	
D399,983 S	10/1998	Cadotte et al.	
D406,910 S	3/1999	Bangle	
D409,772 S	* 5/1999	Bangle	D26/28
D412,214 S	7/1999	Hejtmanek	
D412,587 S	* 8/1999	Bangle	D26/28
D413,400 S	8/1999	Bangle	
D416,638 S	* 11/1999	Horbury et al.	D26/28
D427,363 S	6/2000	Sacco et al.	
D429,353 S	8/2000	Pfeiffer	
D439,995 S	4/2001	Nakazawa et al.	
D440,331 S	4/2001	Nakazawa et al.	
6,243,008 B1	6/2001	Korabiak	
D448,098 S	9/2001	Horowitz	
D448,869 S	10/2001	Horowitz	
D449,123 S	10/2001	Horowitz	
D449,898 S	10/2001	Horowitz	
6,296,382 B1	10/2001	Hamelbeck	
D450,142 S	* 11/2001	Horowitz	D26/28

Advertisement—Stillen Sports Cars from Sport Compact Car, vol. 13, No. 03, Mar. 2001. pp 58-59.
Three photographs of rear view of Ford truck, prior to Jul. 25, 2001.
American Products Company 2000 Catalog, p. 9, published Oct. 21, 1999.
American Products Company 2001 Catalog, pp. 10-13, published Oct. 10, 2000.
Promotional material from Sigma Polyurethane International, prior to Jul. 25, 2001.

(List continued on next page.)

Primary Examiner—Marcus A. Jackson

(74) *Attorney, Agent, or Firm*—Knobbe, Martens, Olson & Bear LLP

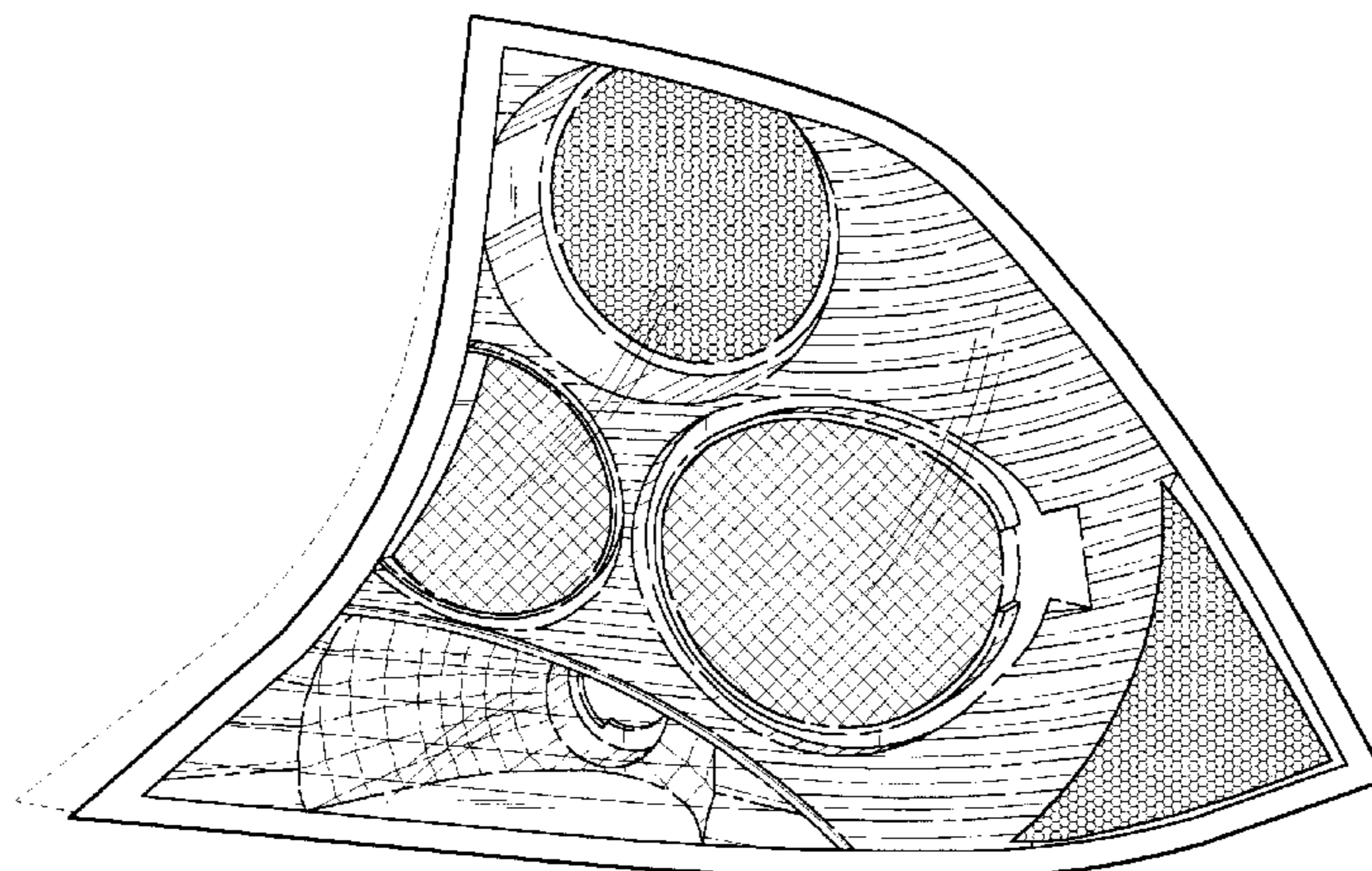
(57) **CLAIM**

The ornamental design for a tail lens assembly, as shown and described.

DESCRIPTION

FIG. 1 is a right side perspective view of the replacement tail lens assembly of the present design;
FIG. 2 is a right side perspective view of the replacement tail lens assembly of the present design showing the cover of the tail lens assembly removed;
FIG. 3 is a front view of the replacement tail lens assembly of the present design;
FIG. 4 is a right side view of the replacement tail lens assembly of the present design;
FIG. 5 is a top sectional view of the replacement tail lens assembly of the present design; and,
FIG. 6 is a right perspective view of the replacement tail lens assembly of the present design showing the lens assembly installed on a vehicle.
The broken lines showing of the lens assembly in FIG. 5 and of the automobile in FIG. 6 are for illustrative purposes only and form no part of the claimed design.

1 Claim, 4 Drawing Sheets



OTHER PUBLICATIONS

Toucan Industries, Inc. 2001 Catalog, p. 25, prior to Oct. 30, 2000.

Photograph of rear view of 2000 Ford Focus 4-door sedan.

Three photographs of rear view of Chevy S-10 truck, prior to Jul. 25, 2001.

Three photographs of rear view of Acura Integra automobile, prior to Jul. 25, 2001.

Three photographs of rear view of Dodge Neon automobile, prior to Jul. 25, 2001.

Three photographs of rear view of Honda Accord automobile, prior to Jul. 25, 2001.

Three photographs of rear view of Honda Civic automobile, prior to Jul. 25, 2001.

Three photographs of rear view of Chevrolet C/K truck, prior to Jul. 25, 2001.

* cited by examiner

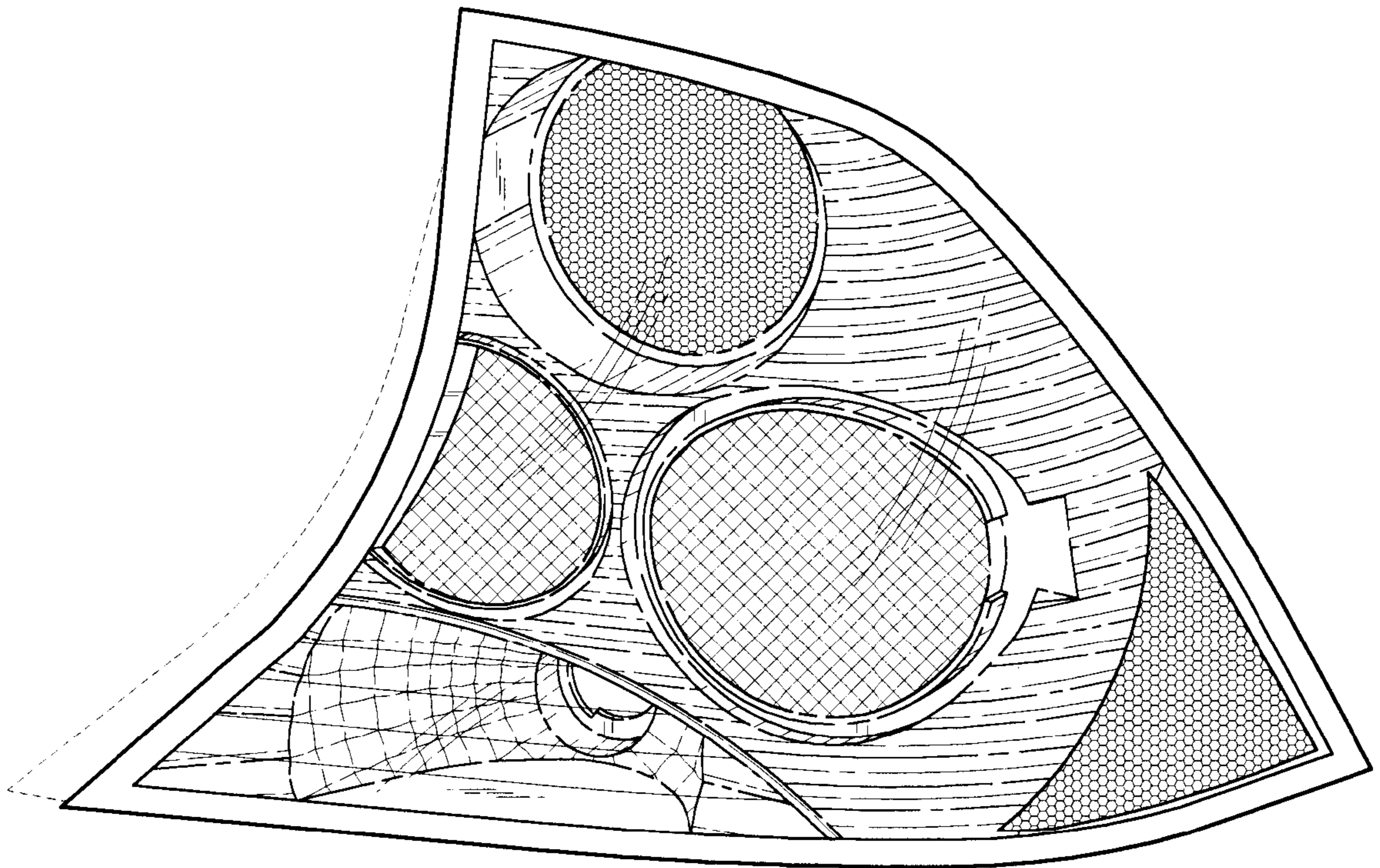


FIG. 1

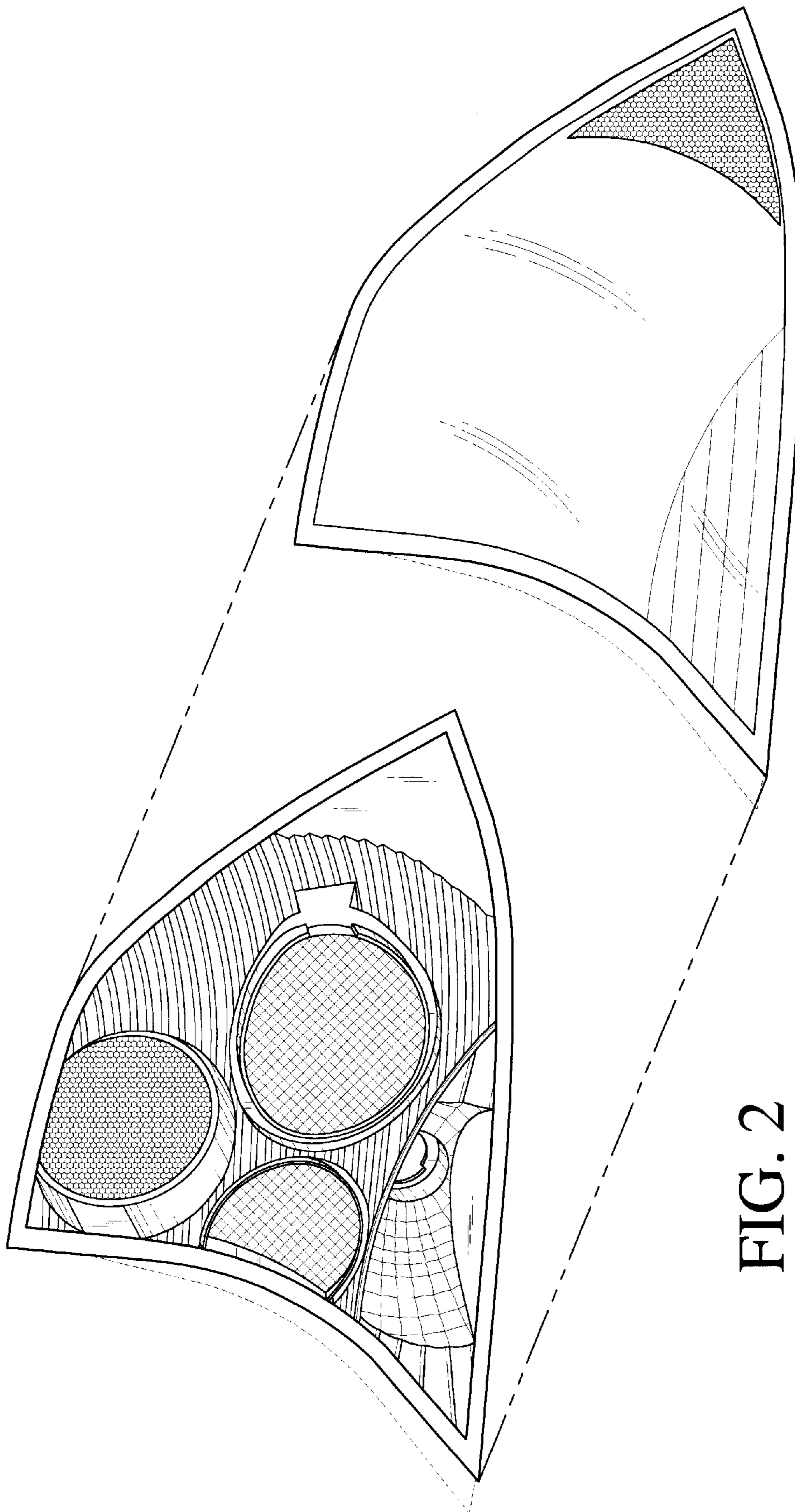


FIG. 2

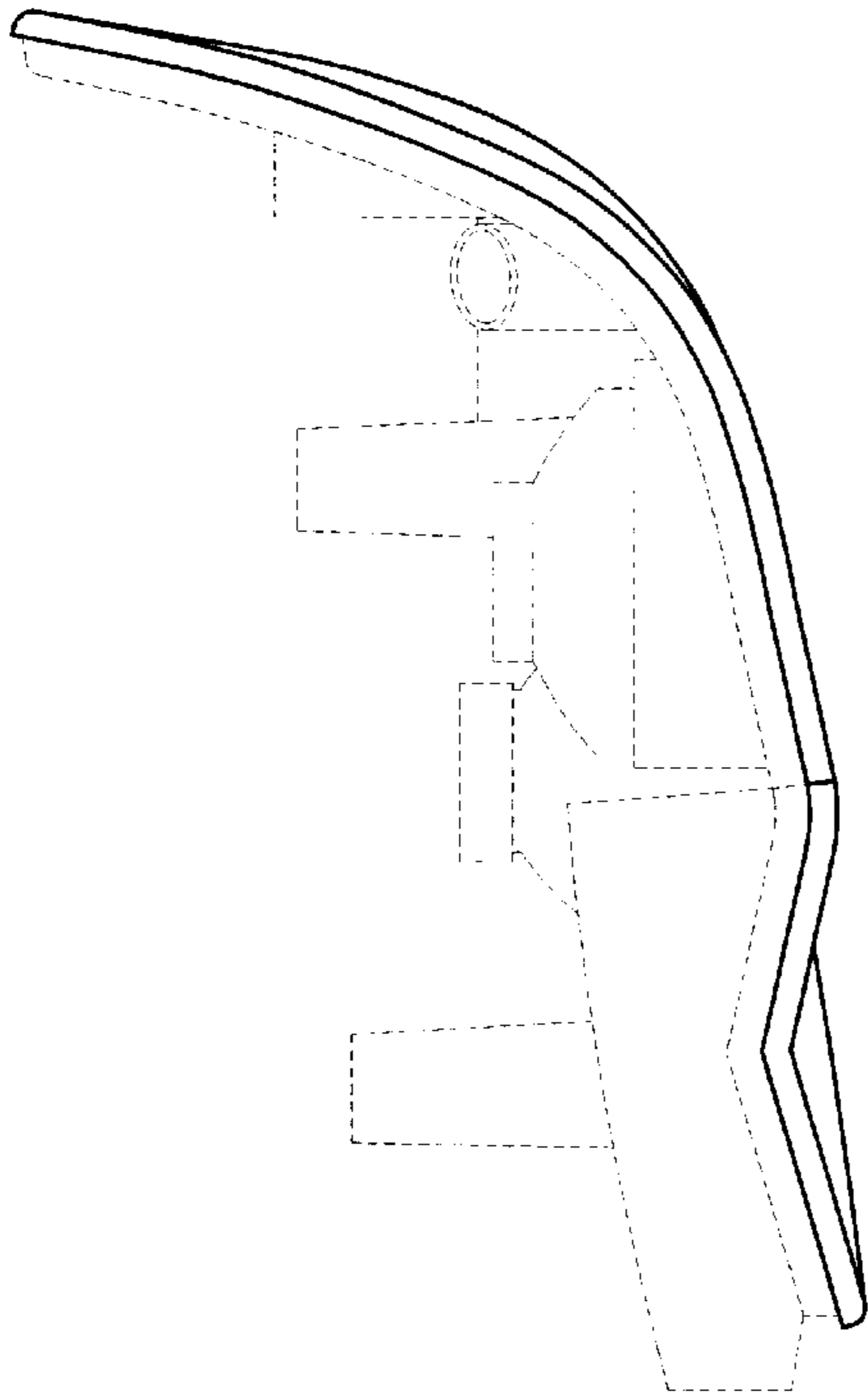


FIG. 5

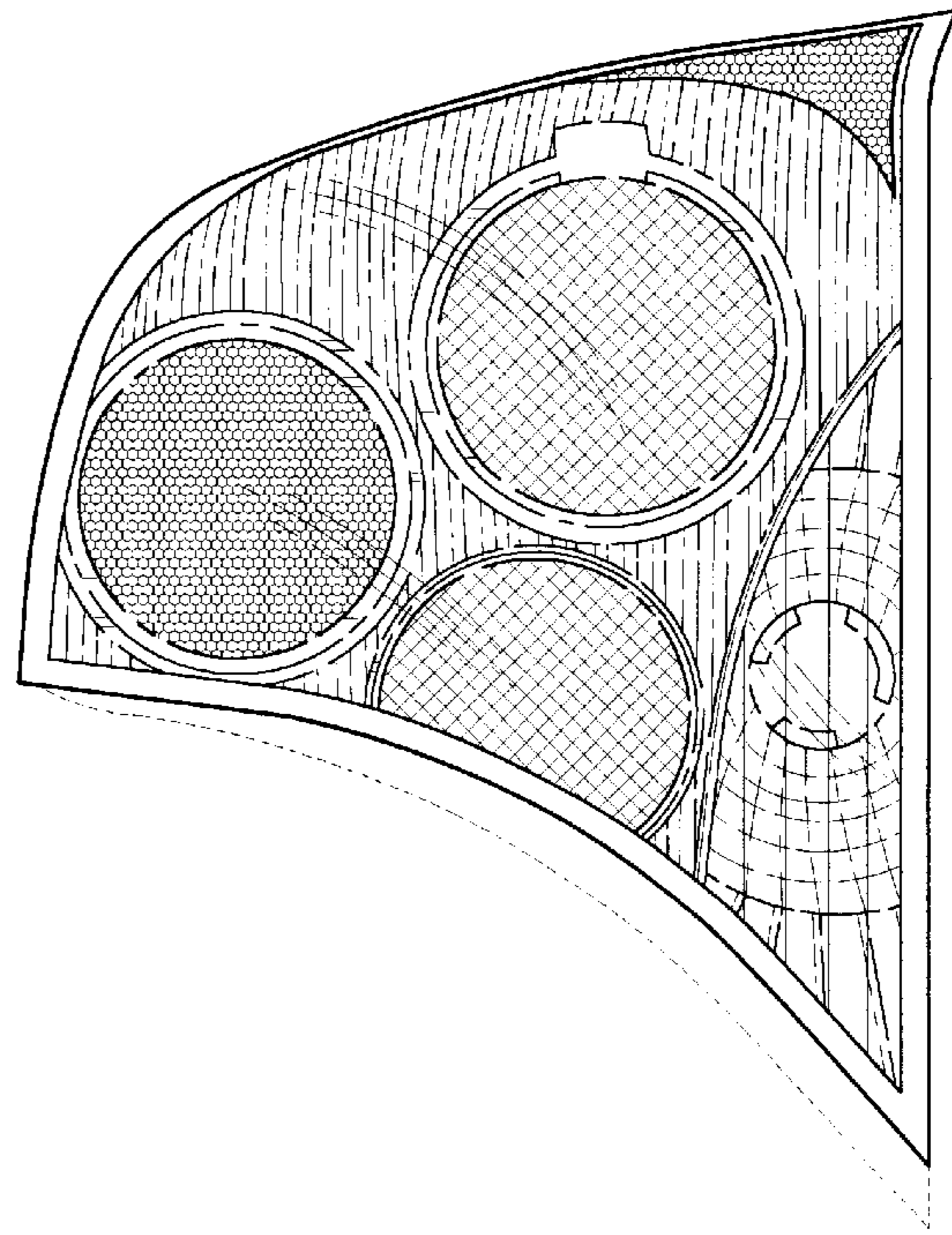


FIG. 3

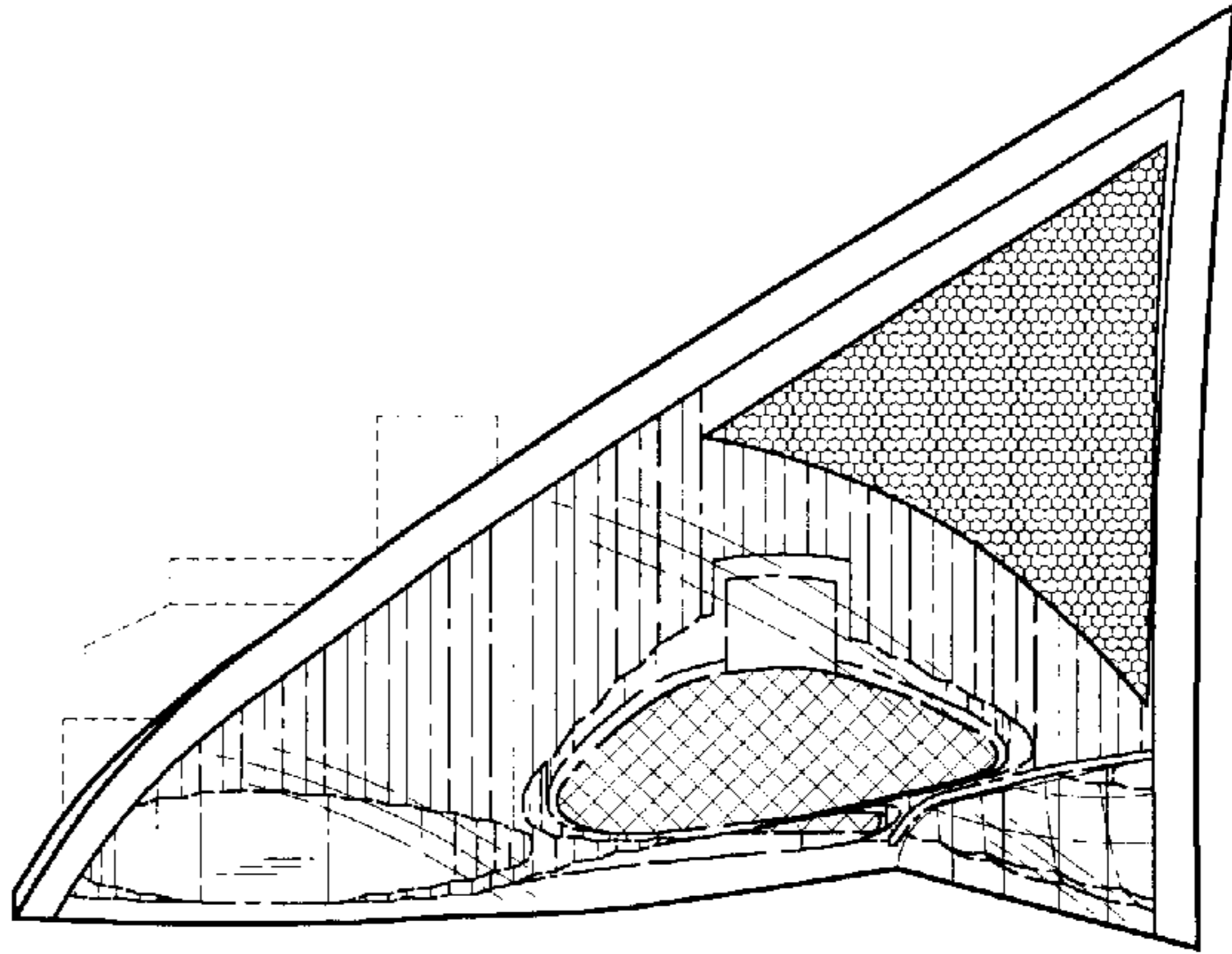


FIG. 4

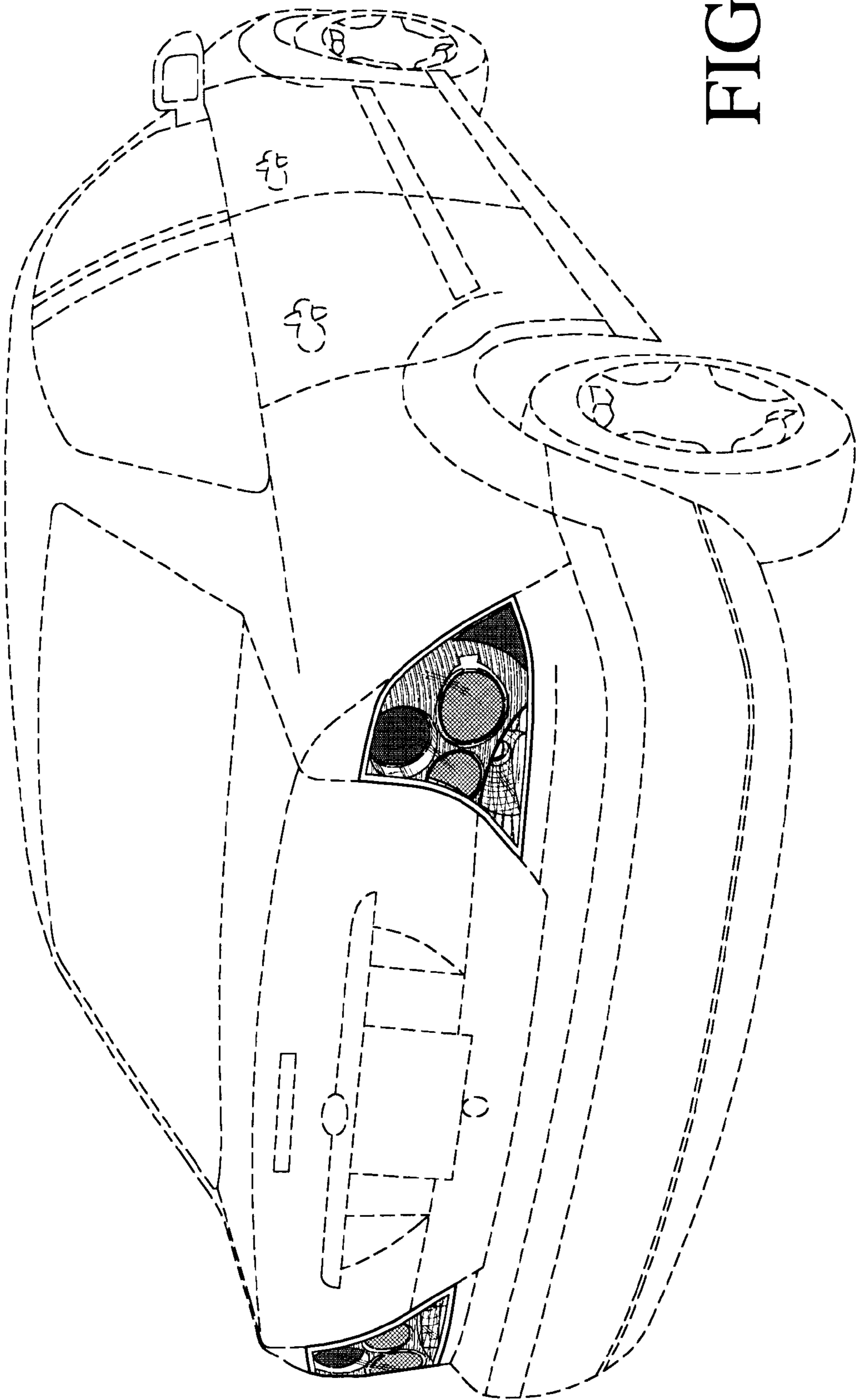


FIG. 6