



US00D457257S

(12) **United States Design Patent**  
**Hernandez, Jr. et al.**

(10) **Patent No.:** **US D457,257 S**

(45) **Date of Patent:** **\*\* May 14, 2002**

(54) **ELECTRIC LAMP**

(75) Inventors: **Fred Hernandez, Jr.**, Ipswich, MA  
(US); **Richard M. Comtois**, Windham,  
NH (US)

(73) Assignee: **Osram Sylvania Inc.**, Danvers, MA  
(US)

(\*\*) Term: **14 Years**

(21) Appl. No.: **29/149,475**

(22) Filed: **Oct. 10, 2001**

(51) **LOC (7) Cl.** ..... **26-06**

(52) **U.S. Cl.** ..... **D26/2**

(58) **Field of Search** ..... D26/1, 2, 3, 4,  
D26/5; 362/297, 310, 311, 363, 806; 313/313,  
315, 318, 110, 112, 113, 116

(56) **References Cited**

**U.S. PATENT DOCUMENTS**

D215,939 S \* 11/1969 Vetere ..... D26/2

D216,315 S \* 12/1969 Wirkkala ..... D26/2  
D245,110 S \* 7/1977 Moriyama ..... D26/2  
D382,355 S \* 8/1997 Oetken et al. .... D26/2  
D425,217 S 5/2000 Oetken et al. .... D26/2

\* cited by examiner

*Primary Examiner*—Marcus A. Jackson

(74) *Attorney, Agent, or Firm*—Carlo S. Bessone

(57) **CLAIM**

The ornamental design for an electric lamp, as shown and described.

**DESCRIPTION**

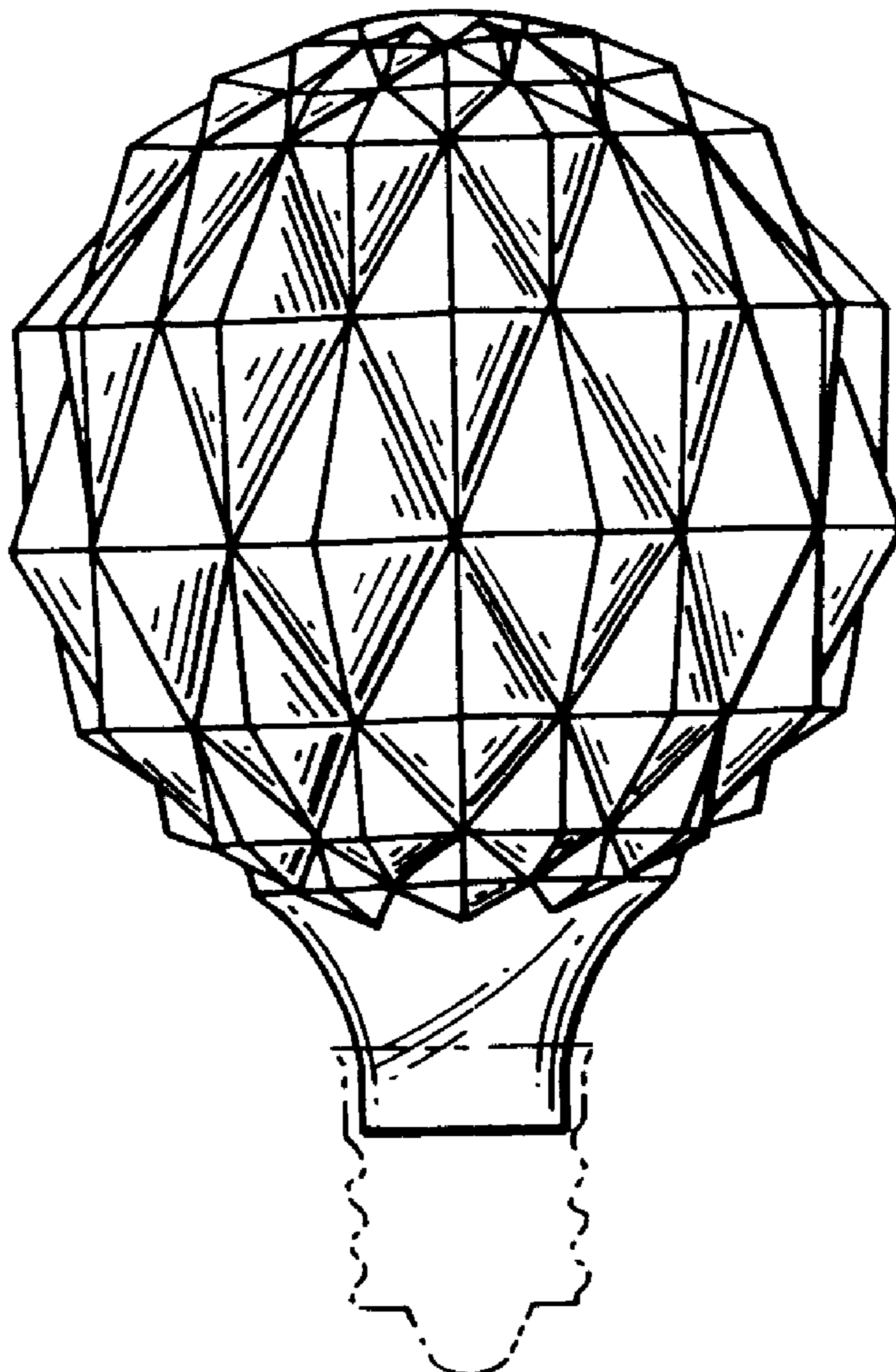
FIG. 1 is an elevational view of an electric lamp illustrating our new design;

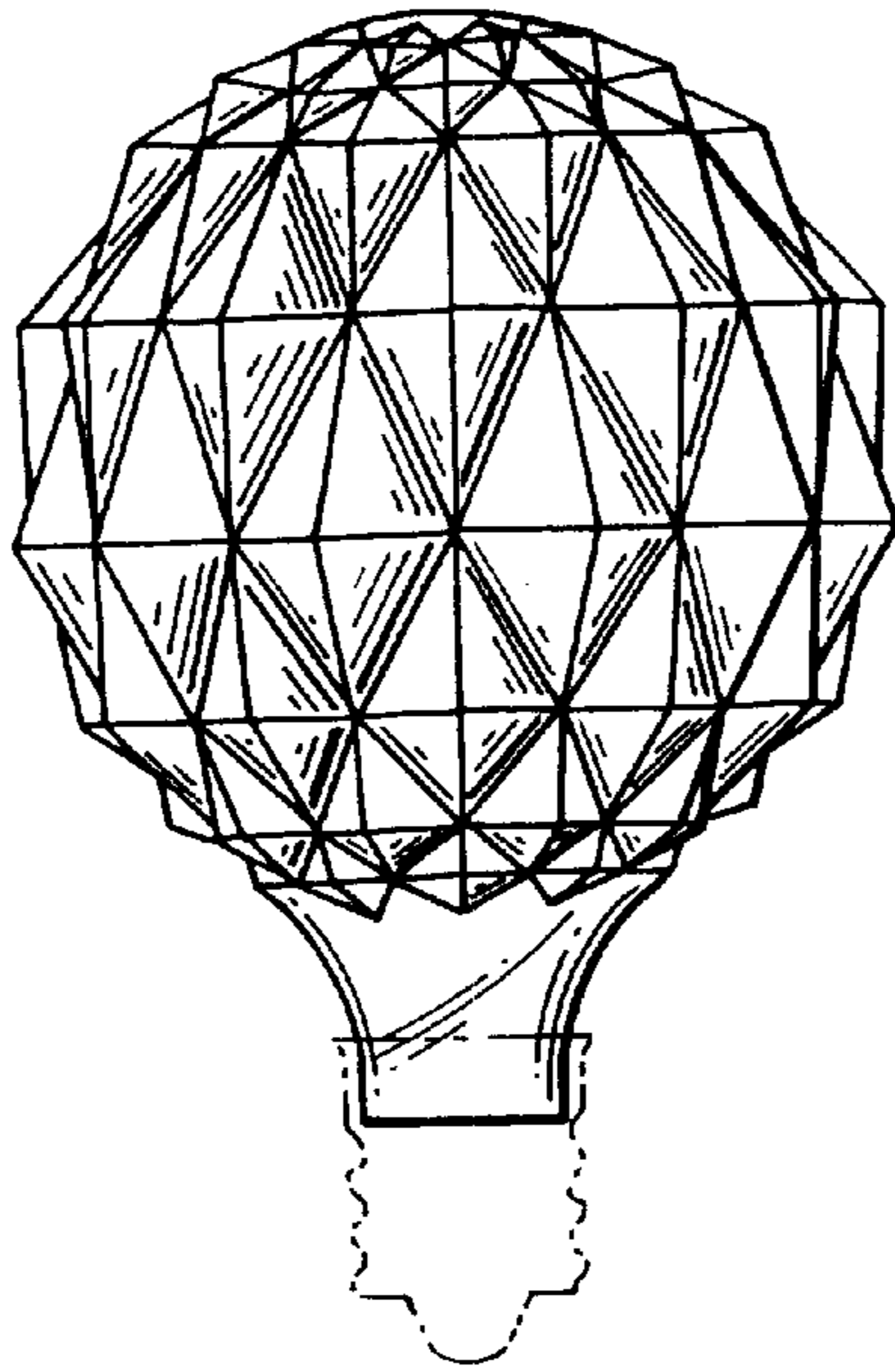
FIG. 2 is a top view thereof; and,

FIG. 3 is a bottom view thereof.

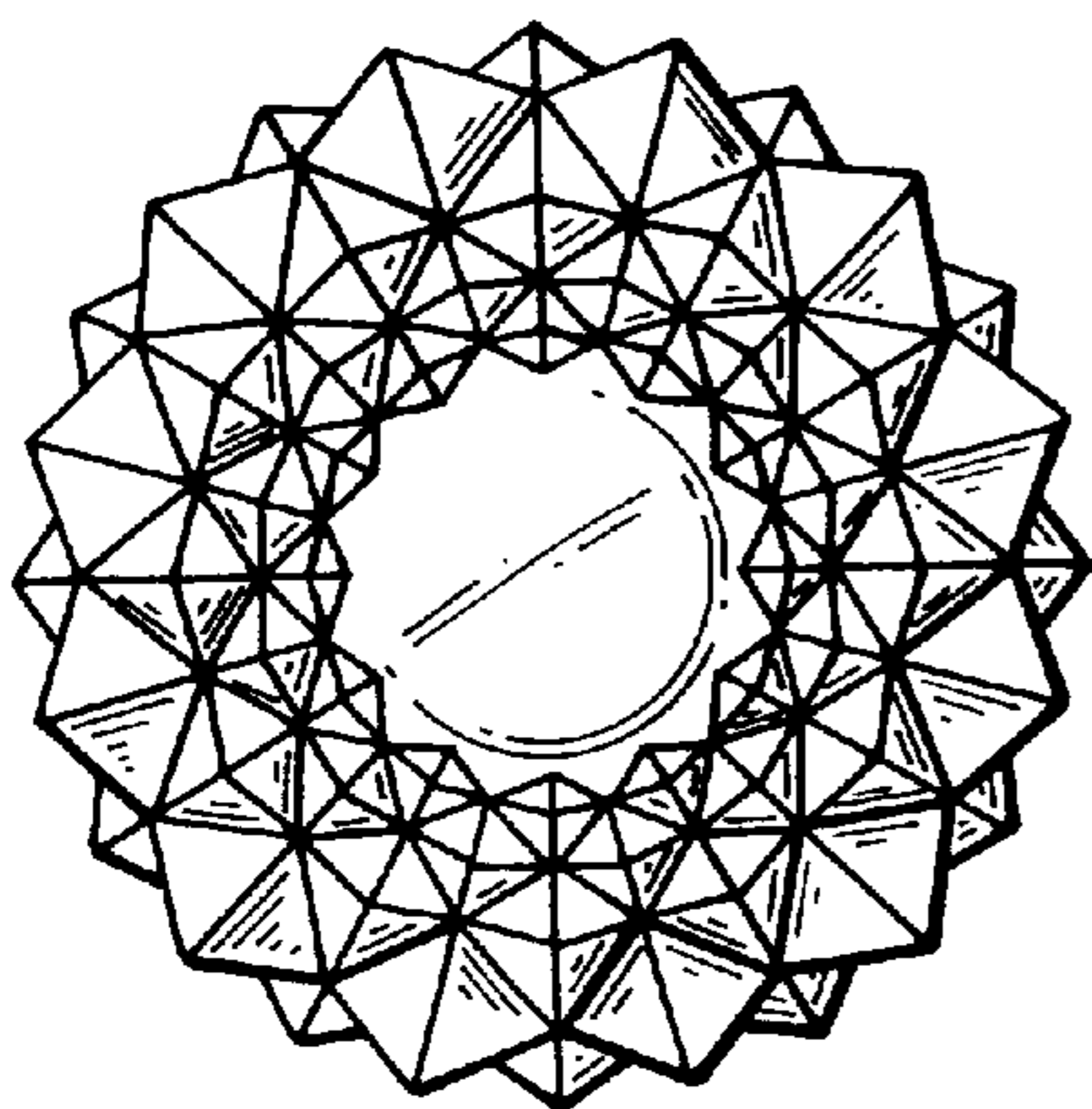
The base of the electric lamp, shown in phantom lines in FIGS. 1 and 3, is for the purpose of showing the environment of the lamp and forms no part of the design.

**1 Claim, 1 Drawing Sheet**

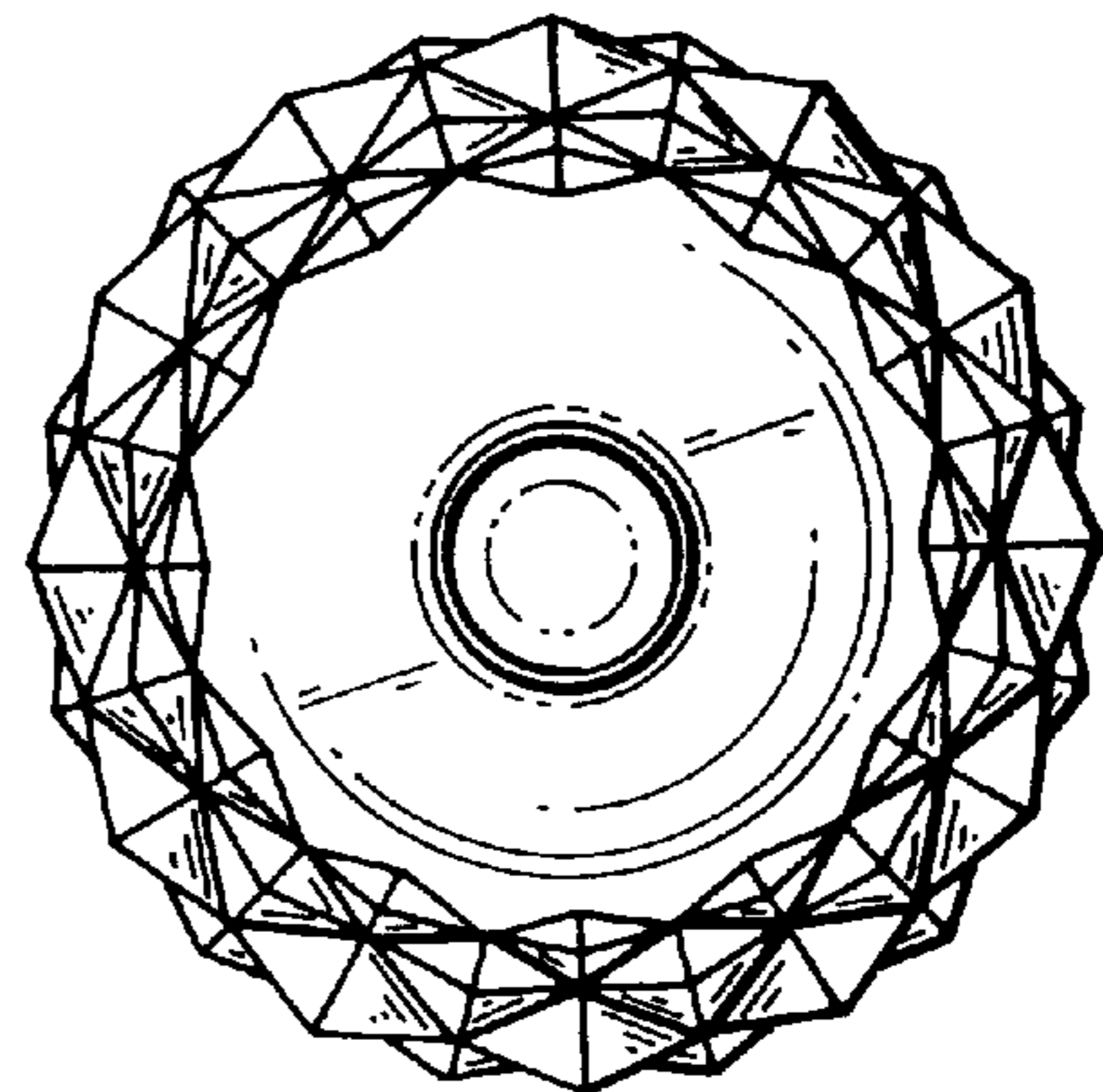




**FIG. 1**



**FIG. 2**



**FIG. 3**