



US00D457249S

(12) **United States Design Patent**
Gilbert

(10) **Patent No.:** **US D457,249 S**

(45) **Date of Patent:** **** May 14, 2002**

(54) **NARROW NURSE'S STATION**
(75) Inventor: **David S. Gilbert**, Hermitage, TN (US)
(73) Assignee: **Wellness, LLC**, Nashville, TN (US)
(**) Term: **14 Years**

3,775,919 A 12/1973 Fulton et al. 52/236
D231,230 S 4/1974 Jenkins et al. D24/185
3,827,086 A 8/1974 Seymour et al. 4/614
3,953,093 A 4/1976 Hero 312/245
4,116,509 A 9/1978 Smith 312/259 R
4,130,123 A 12/1978 Wines, Jr. et al. 134/56 R
D251,732 S 5/1979 Kann D23/271

(List continued on next page.)

(21) Appl. No.: **29/137,917**
(22) Filed: **Mar. 1, 2001**

FOREIGN PATENT DOCUMENTS

(51) **LOC (7) Cl.** **24-01**
(52) **U.S. Cl.** **D24/234; D23/286**
(58) **Field of Search** D24/234, 232;
D23/271, 274, 286; 52/35; 4/614, 660,
663

JP 4-4135965 5/1992
JP 4-179779 6/1992

Primary Examiner—Ian Simmons
(74) *Attorney, Agent, or Firm*—Waddey & Patterson;
Lucian Wayne Beavers

(56) **References Cited**

(57) **CLAIM**

U.S. PATENT DOCUMENTS

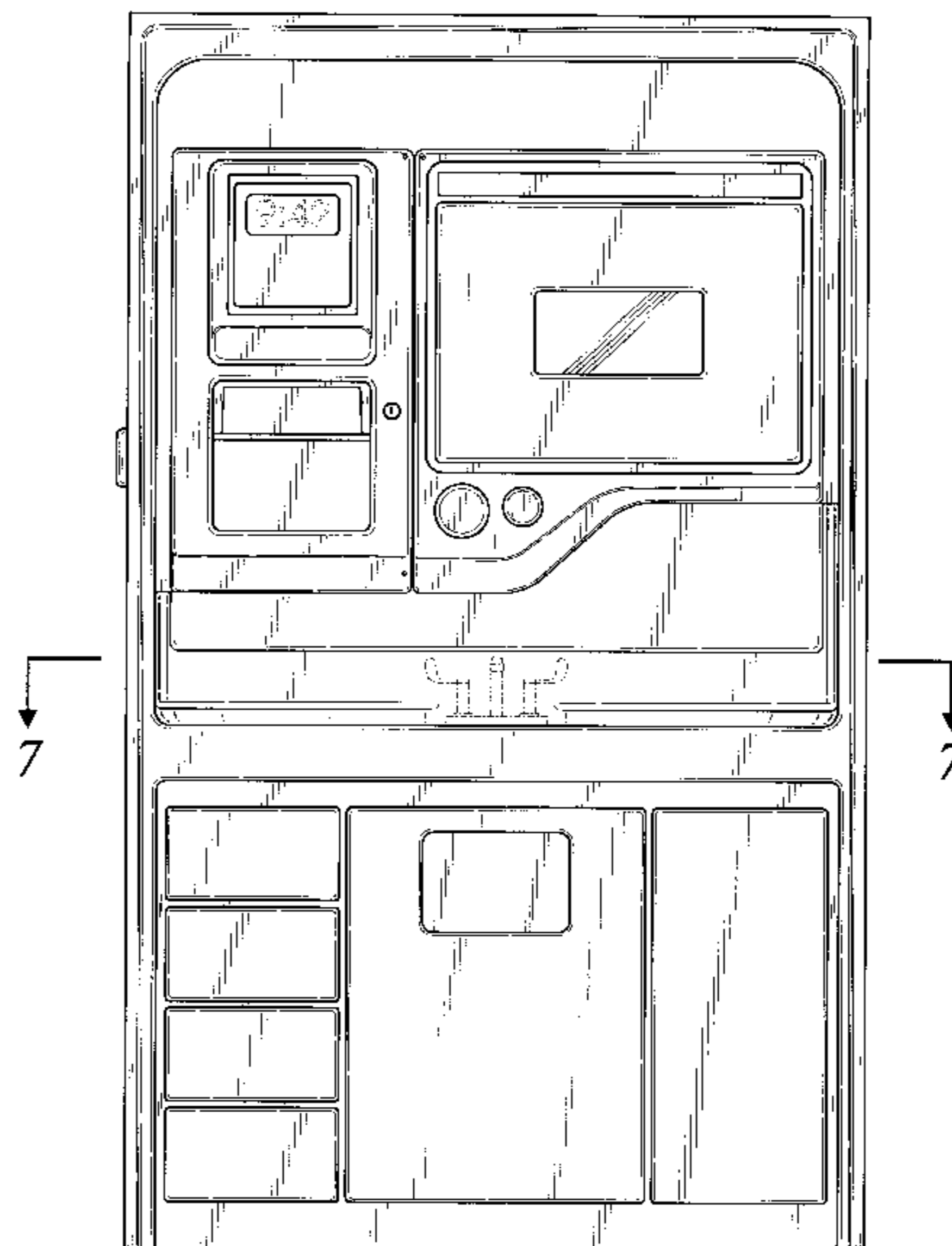
What is claimed is the ornamental design for a narrow nurse's station, as shown and described.

D91,320 S 1/1934 Gigi D23/271
2,328,130 A 8/1943 Earle D23/272
2,396,992 A 3/1946 Evans 4/2
2,419,319 A 4/1947 Lankton 20/2
D168,317 S 12/1952 Rothenstein D23/271
D176,656 S * 1/1956 Schoonover et al. D23/271
D189,247 S 11/1960 Plotraschke D23/271
3,015,110 A 1/1962 Treand 4/663
3,047,106 A 7/1962 Callahan 189/1
3,455,620 A 7/1969 Coburn 312/209
3,458,871 A 8/1969 Valcervo 4/3
3,492,767 A 2/1970 Pincus 52/79
3,531,898 A 10/1970 Facemire 52/6
3,533,200 A 10/1970 Zoebelein 52/35
3,547,505 A 12/1970 Ott et al. 312/1
D220,324 S * 3/1971 Ott et al. D24/234
3,567,842 A 3/1971 Meyer 174/48
3,585,767 A 6/1971 Torsten et al. 52/79
3,623,284 A 11/1971 Meyer 52/34
D225,848 S 1/1973 Fulton et al. D23/271
D226,606 S 4/1973 Ament D23/271
3,742,932 A 7/1973 Greenspan 128/1 R

DESCRIPTION

FIG. 1 is a front elevation view showing the narrow nurse's station of Applicant's invention.
FIG. 2 is a left side elevation view of the narrow nurse's station of Applicant's invention.
FIG. 3 is a right side elevation of the narrow nurse's station of Applicant's invention.
FIG. 4 is a rear elevation of the narrow nurse's station of Applicant's invention.
FIG. 5 is a top view of the narrow nurse's station of Applicant's invention.
FIG. 6 is a bottom view of the narrow nurse's station of Applicant's invention; and,
FIG. 7 is a plan section view of the narrow nurse's station of Applicant's invention, taken along lines 7—7 of FIG. 1. The broken line showing in FIGS. 1 and 7 are for illustrative purposes only and forms no part of the claimed design.

1 Claim, 4 Drawing Sheets



US D457,249 S

Page 2

U.S. PATENT DOCUMENTS

D251,919 S	5/1979	Fuqua	D23/271	D299,163 S	12/1988	Robinson	D23/274
4,171,545 A	10/1979	Kann	4/1	D300,058 S	2/1989	Emanuele et al.	D23/271
4,171,596 A	10/1979	Varlonga	52/79.5	4,840,000 A	6/1989	Grines	52/36
4,181,347 A	1/1980	Clark	296/1 R	4,862,527 A	9/1989	McAllister	4/612
4,221,441 A	9/1980	Bain	312/228	5,107,636 A	4/1992	Schindele et al.	52/27
4,228,623 A	10/1980	Menosso	52/79.3	5,111,626 A	5/1992	Fortune	52/34
4,295,678 A	10/1981	Morris	52/35	D331,100 S	11/1992	Jacobsen et al.	D23/271
4,332,557 A	6/1982	Watanabe	52/35	D338,949 S	8/1993	Paulin et al.	D23/271
4,357,721 A	11/1982	Newburger	4/549	D352,992 S	11/1994	Pejetta	D23/271
4,475,322 A	10/1984	Russo et al.	52/27	5,592,787 A	1/1997	Ophardt	52/34
4,485,598 A	12/1984	Guardiani	52/79.1	5,640,816 A	6/1997	Reiland et al.	52/239
D282,573 S	2/1986	Pride et al.	D24/185	5,643,488 A	7/1997	Lee	249/34
D282,681 S	2/1986	Case et al.	D24/185	5,652,976 A	8/1997	Hopper	4/664
D288,267 S	2/1987	Meyer	D6/481	5,727,353 A	3/1998	Getz et al.	52/79.1
4,644,705 A	2/1987	Saccomani et al.	52/27	5,782,045 A	7/1998	Paschal	52/220.8
4,667,580 A	5/1987	Wetzel	98/34.6	D430,276 S	8/2000	Swensson et al.	D23/286
4,765,003 A	8/1988	Chang	D23/284					

* cited by examiner

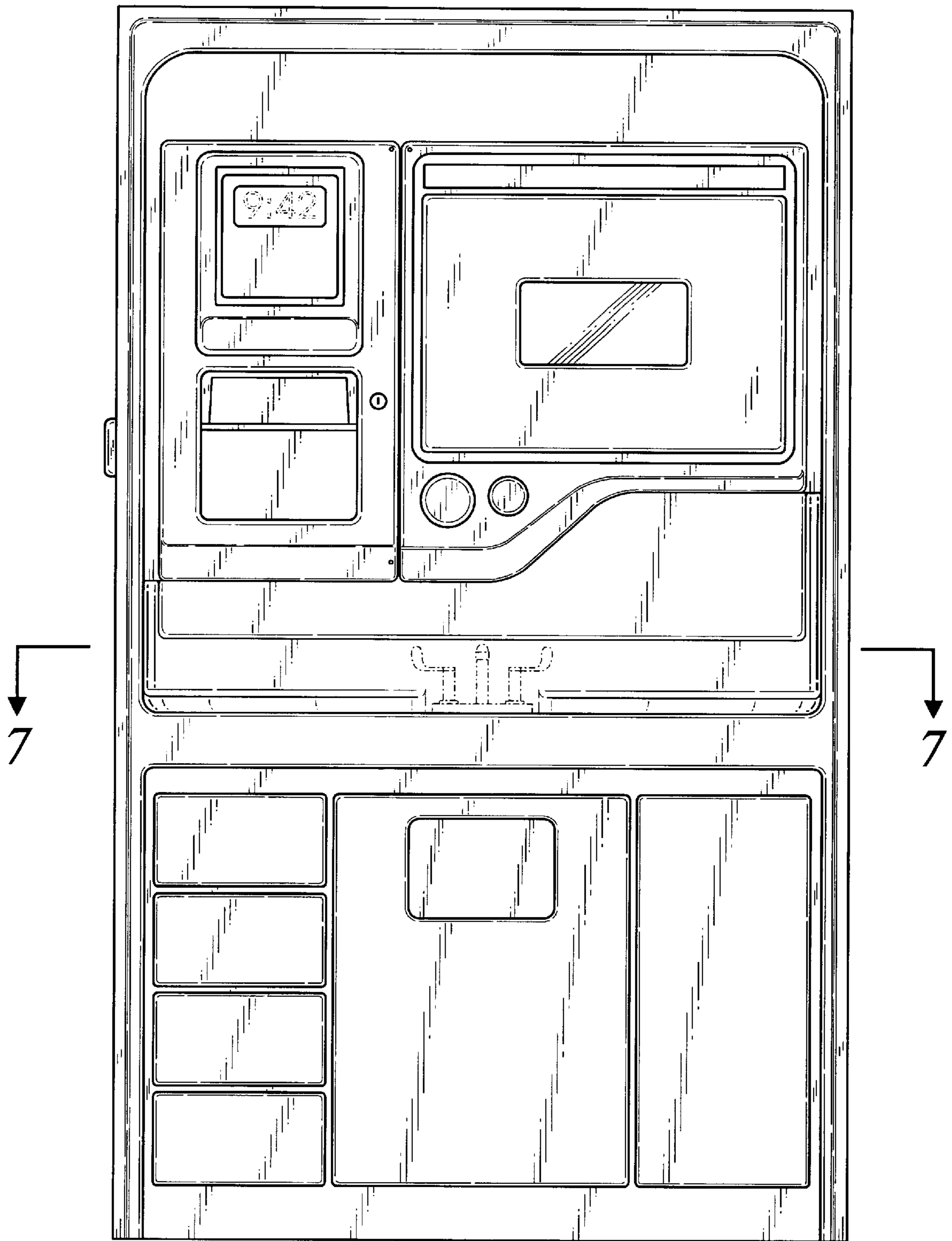


FIG. 1

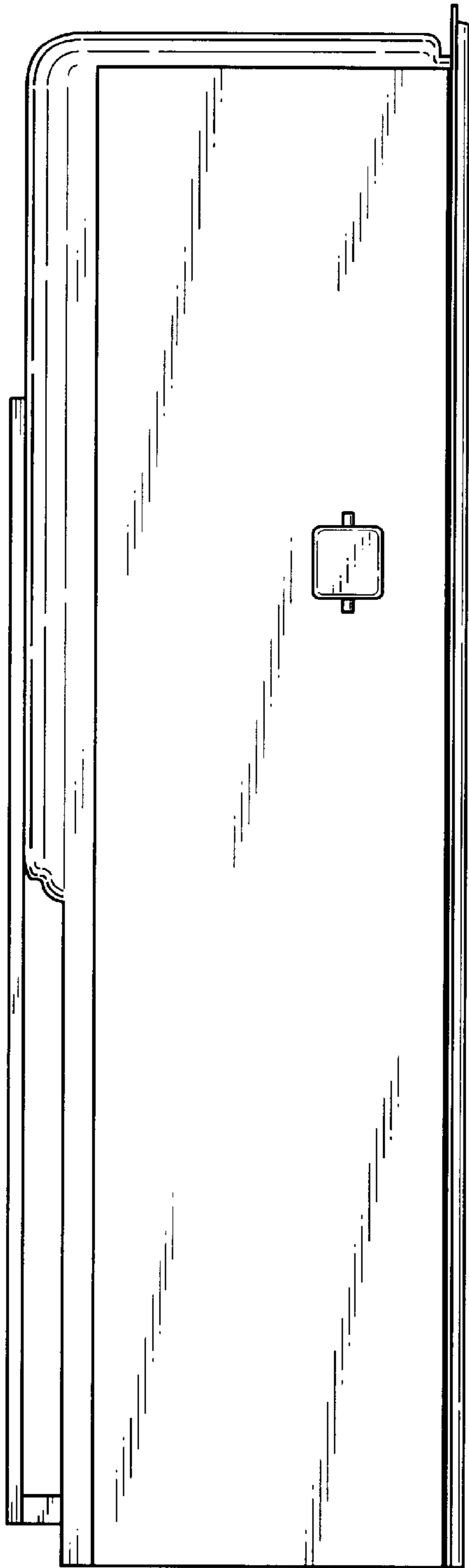


FIG. 2

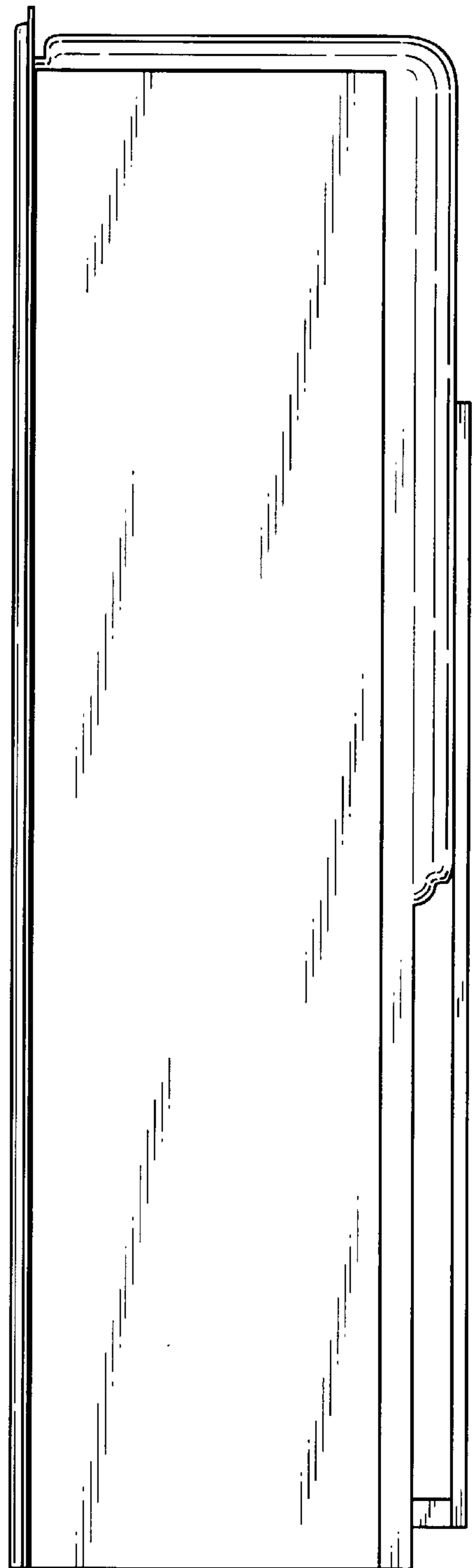


FIG. 3

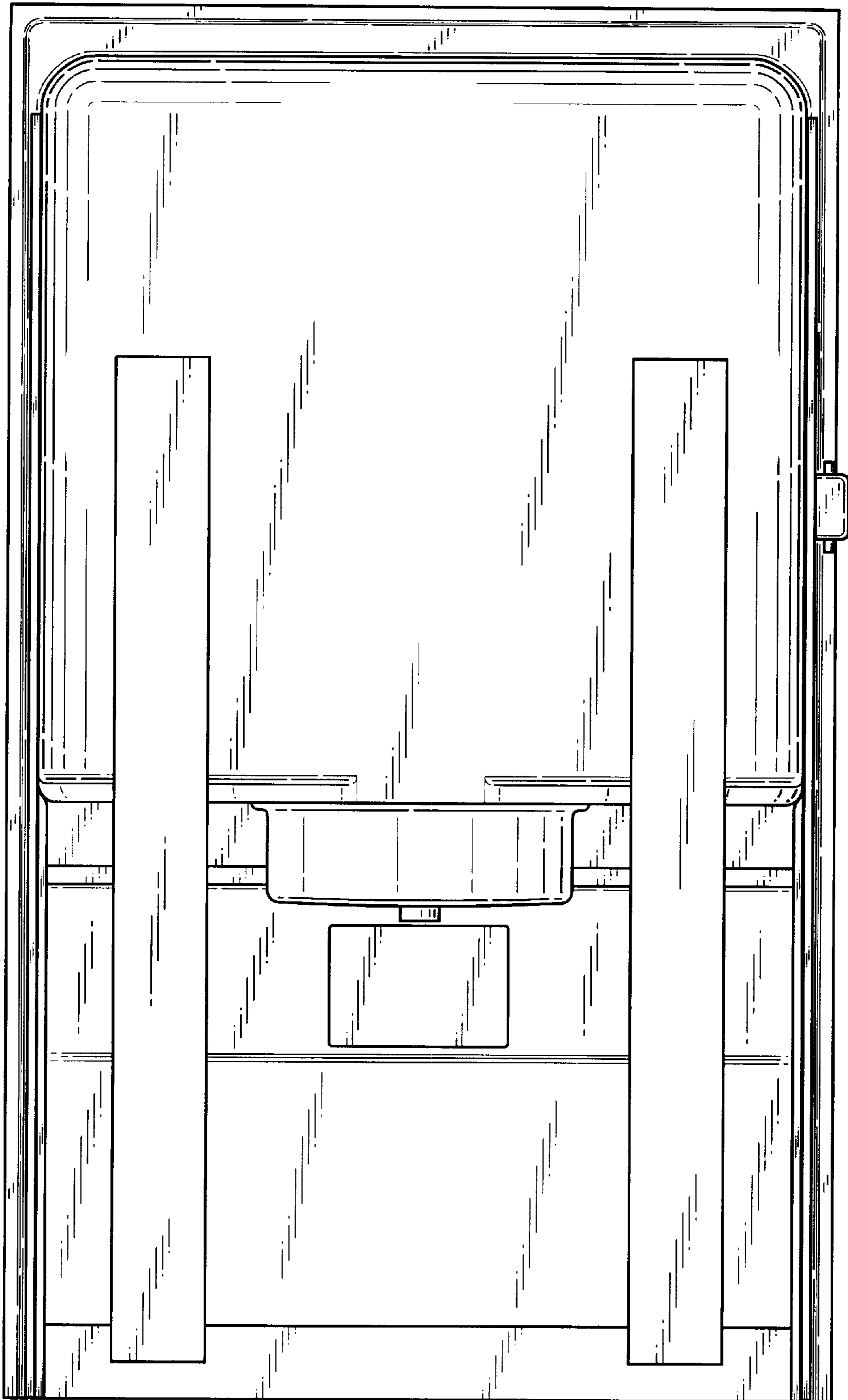


FIG. 4

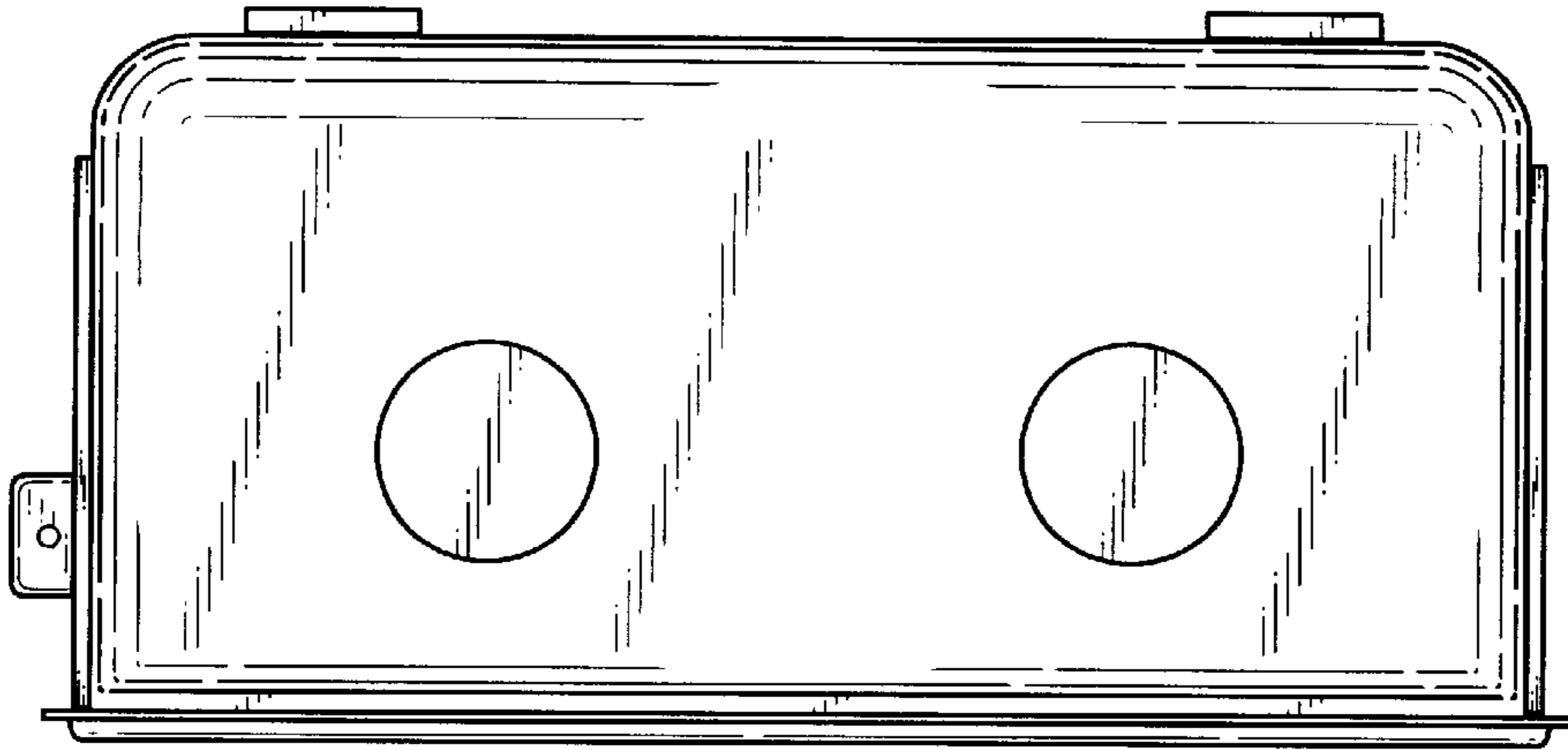


FIG. 5

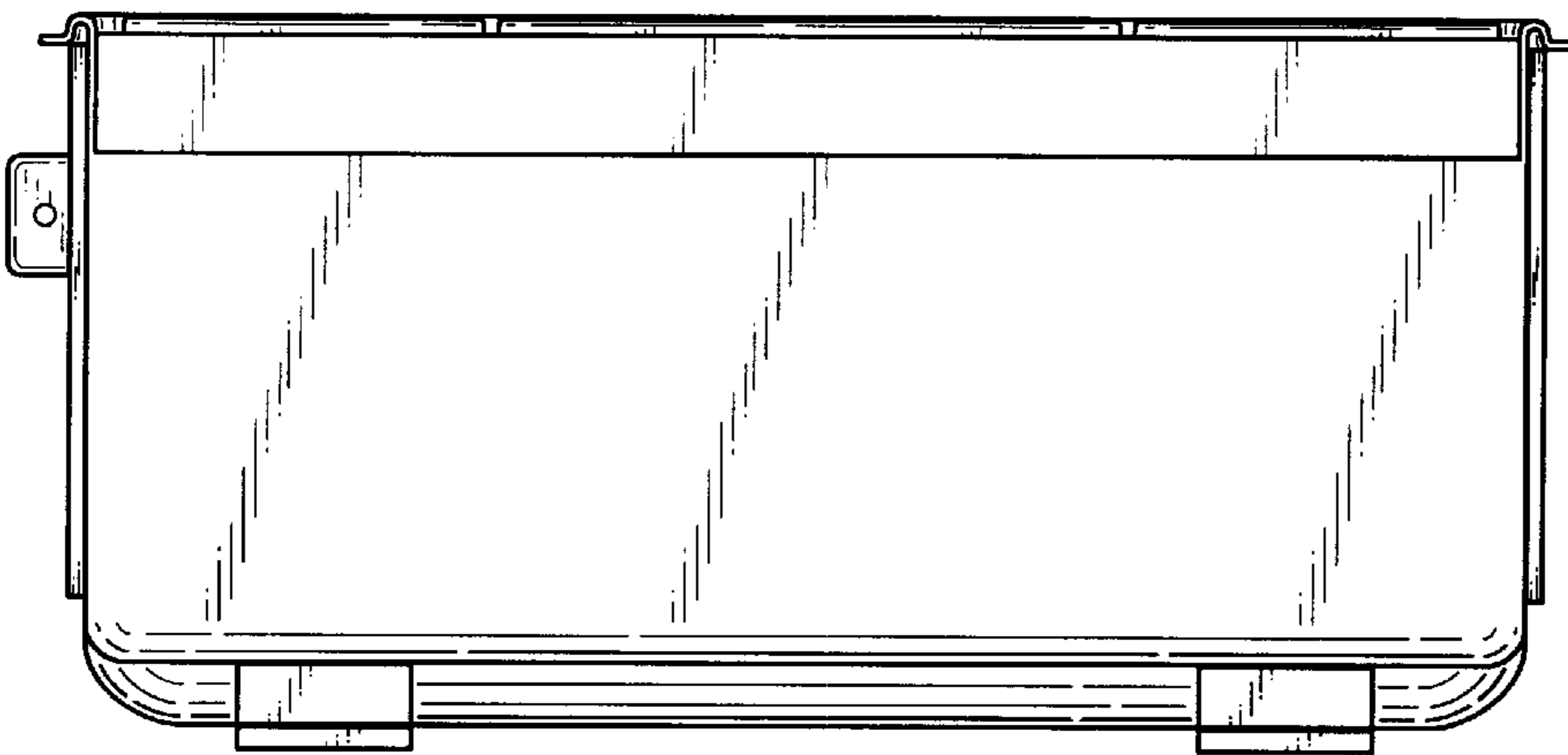


FIG. 6

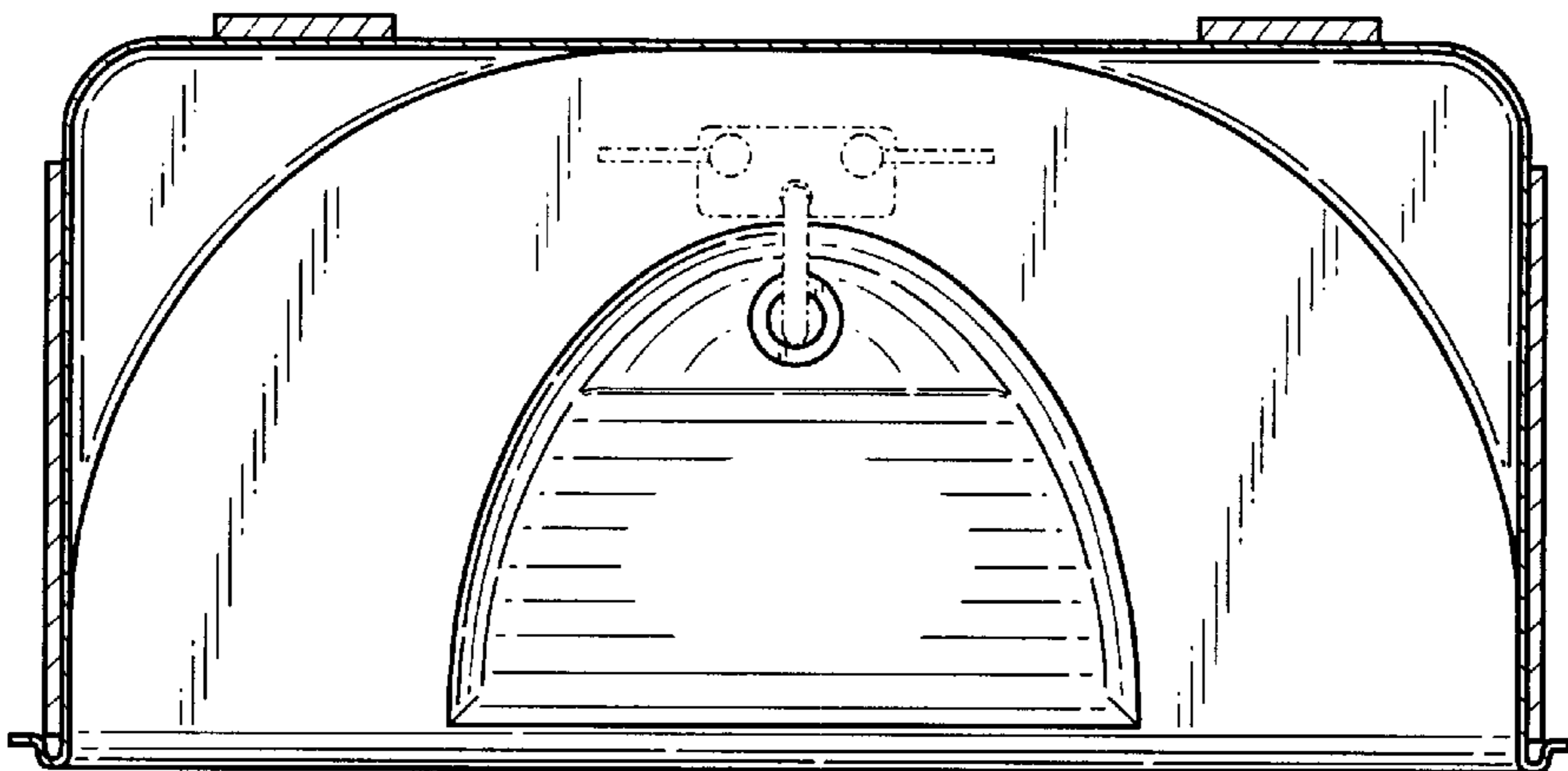


FIG. 7