



US00D457241S

(12) **United States Design Patent**
Dunshee et al.

(10) **Patent No.:** **US D457,241 S**

(45) **Date of Patent:** **** May 14, 2002**

(54) **SKIN WOUND CLOSURE**

FOREIGN PATENT DOCUMENTS

(75) Inventors: **Wayne K. Dunshee; Steven C. Kogler,**
both of Woodbury, MN (US)

GB 1575830 10/1980
WO WO 95/34264 12/1995

(73) Assignee: **3M Innovative Properties Company,**
St. Paul, MN (US)

OTHER PUBLICATIONS

(**) Term: **14 Years**

Johnson and Johnson® Brand Butterfly Closures, Sterile waterproof closures for small wounds and incisions, Medium closures 1¾ in. x ¾ in. (4.5cm x 1cm), Johnson and Johnson Consumer Products Company, Skillman, NJ, 2 pgs (1995).

(21) Appl. No.: **29/130,052**

* cited by examiner

(22) Filed: **Sep. 27, 2000**

(51) **LOC (7) Cl.** **24-02**

Primary Examiner—Ian Simmons

(52) **U.S. Cl.** **D24/145; D24/189**

(74) *Attorney, Agent, or Firm*—Doreen S. L. Gwin; Karl G. Hanson

(58) **Field of Search** D24/145, 189,
D24/128, 124, 126; 602/42, 41, 43, 46,
52, 54, 57, 58; 604/358, 389, 390; 606/216,
215, 213; 128/DIG. 28

(57) **CLAIM**

The ornamental design for a skin wound closure, as shown and described.

(56) **References Cited**

DESCRIPTION

U.S. PATENT DOCUMENTS

| | | | | | | |
|-----------|---|---|---------|---------------|-------|---------|
| 3,529,597 | A | * | 9/1970 | Fuzak | | D24/189 |
| 3,677,250 | A | * | 7/1972 | Thomas | | D24/189 |
| 4,655,760 | A | | 4/1987 | Morman et al. | | |
| 4,701,171 | A | | 10/1987 | Boland et al. | | |
| 4,701,172 | A | | 10/1987 | Stevens | | |
| 4,701,173 | A | | 10/1987 | Zehner et al. | | |
| 4,701,174 | A | | 10/1987 | Johnson | | |
| 4,701,175 | A | | 10/1987 | Boland et al. | | |
| 4,701,176 | A | | 10/1987 | Wilson et al. | | |
| 5,090,410 | A | * | 2/1992 | Saper et al. | | 602/41 |
| D364,922 | S | * | 12/1995 | Bierman | | D24/128 |
| D385,038 | S | * | 10/1997 | Shultz | | D24/189 |
| 5,960,795 | A | * | 10/1999 | Schultz | | 602/42 |
| D424,691 | S | * | 5/2000 | Yavitz | | D24/128 |

FIG. 1 is a perspective view showing the design for a skin wound closure.

FIG. 2 is a top view thereof.

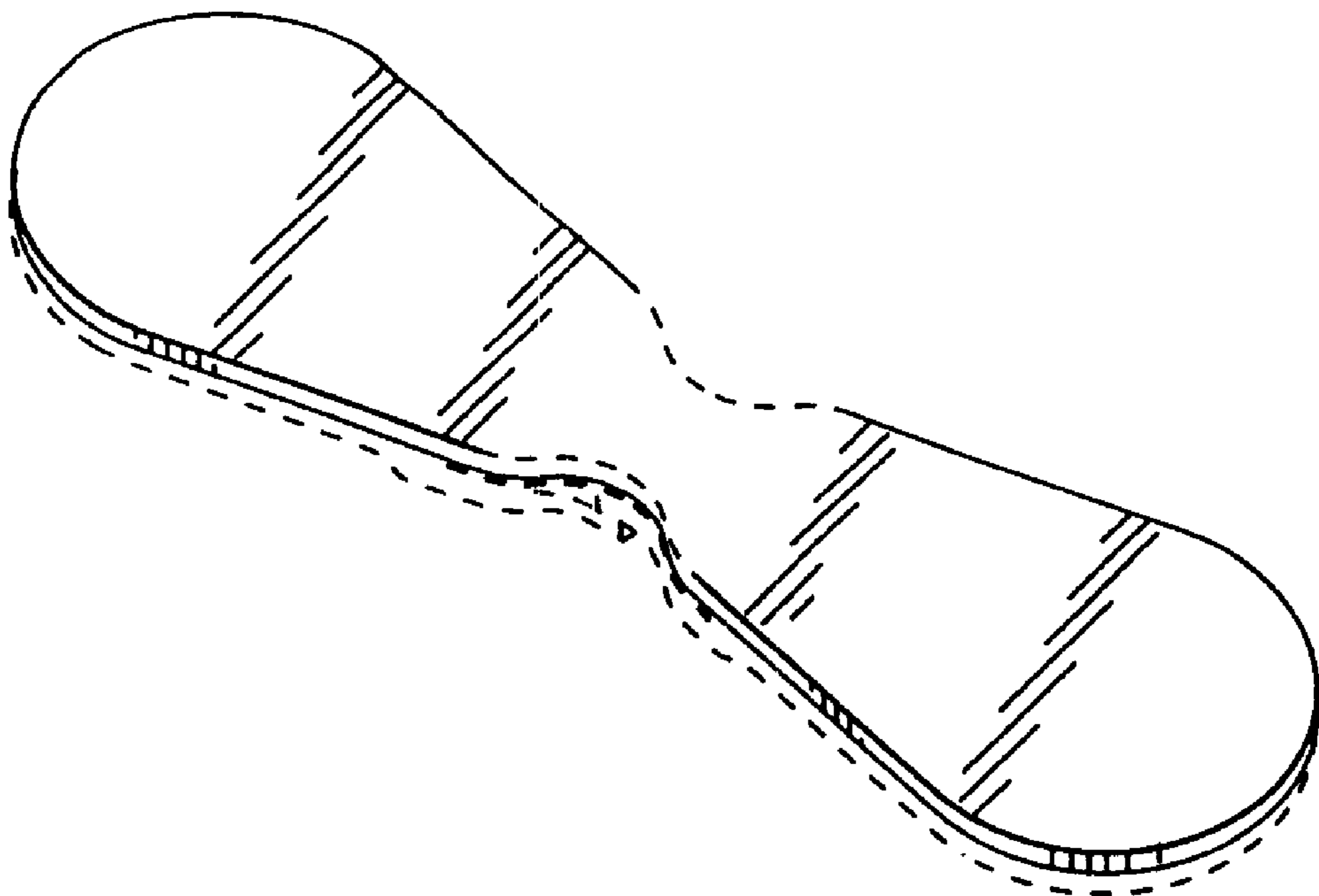
FIG. 3 is a bottom view thereof.

FIG. 4 is a left side view thereof. The right side view is the same as the left side view; and,

FIG. 5 is a front view thereof. The rear view is the same as the front view.

The broken lines shown in the drawing form no part of the claimed design. The shading shown in the drawings is provided merely to indicate the contour of the design; it is not intended to be indicative of any particular texture, etc.

1 Claim, 1 Drawing Sheet



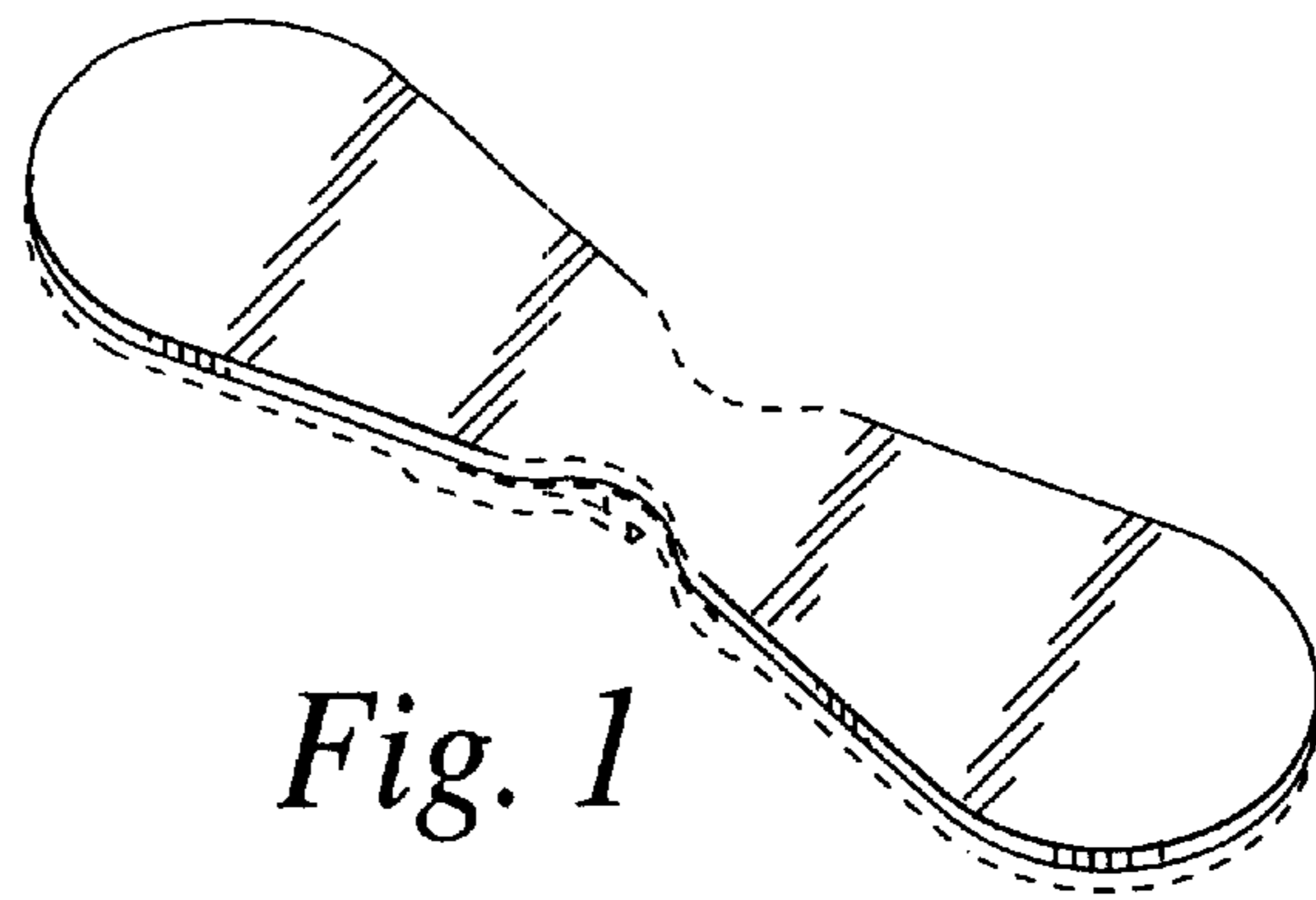


Fig. 1

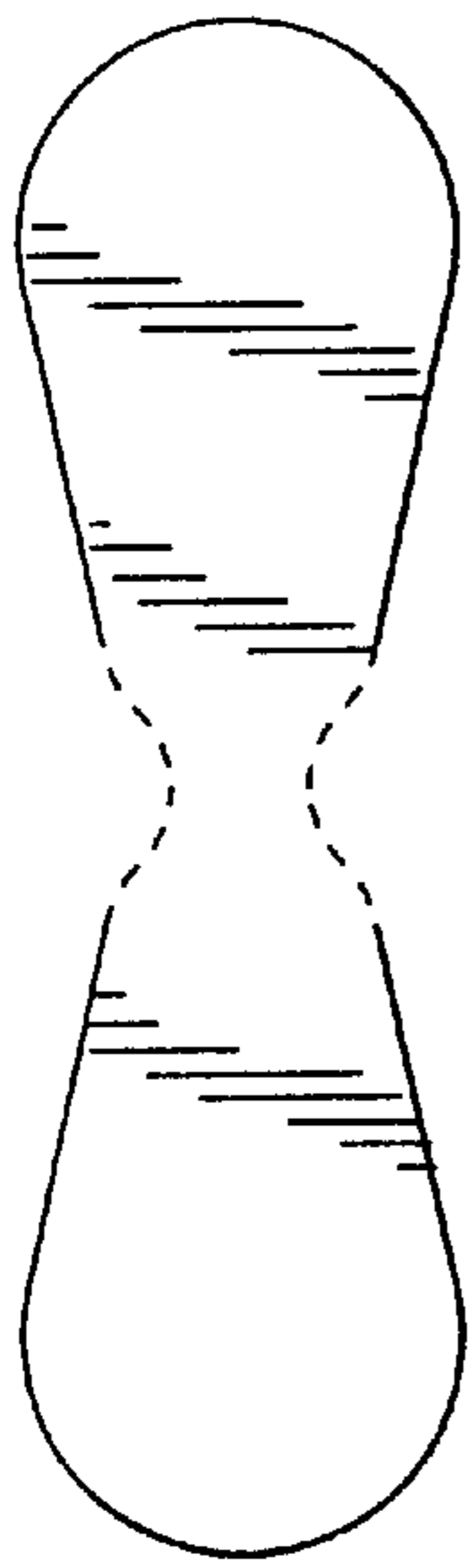


Fig. 2

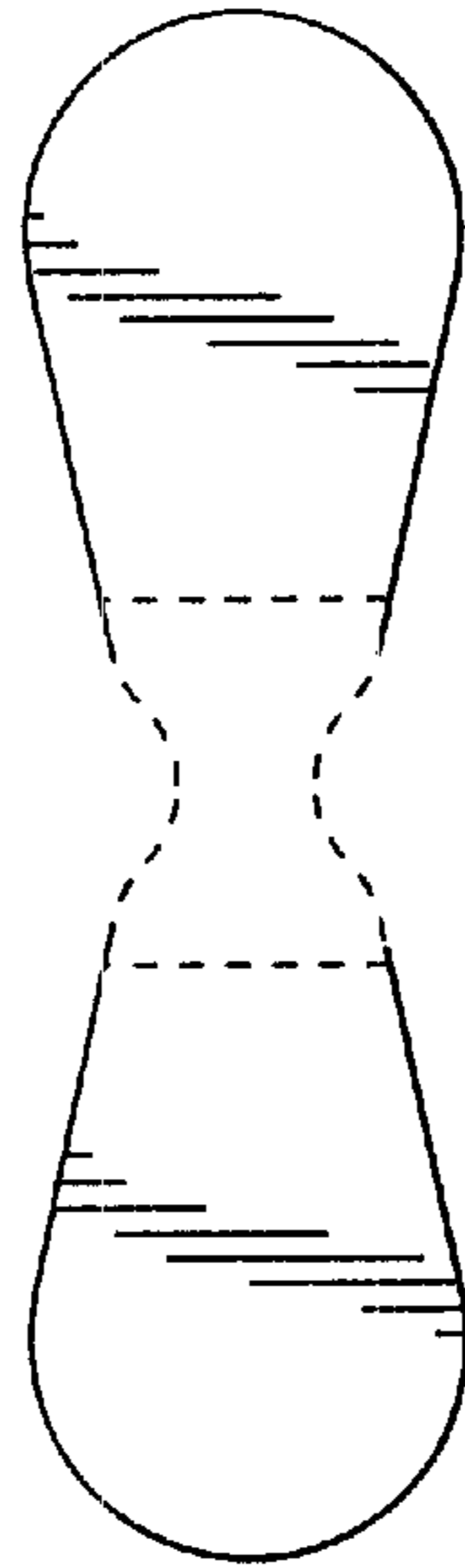


Fig. 3

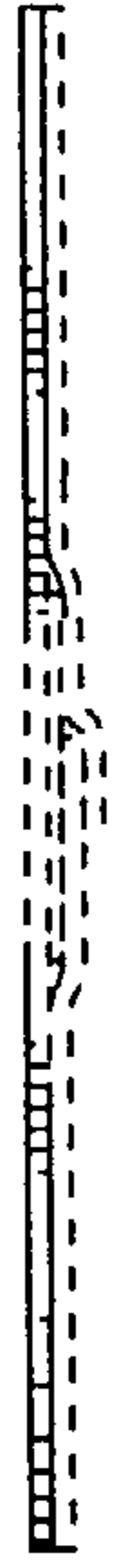


Fig. 4




Fig. 5