



US00D457237S

(12) **United States Design Patent**
Azo

(10) **Patent No.:** **US D457,237 S**

(45) **Date of Patent:** **** May 14, 2002**

(54) **URINE COLLECTION FUNNEL**

(76) Inventor: **Nabil Azo**, 6114 N. Sacramento,
Chicago, IL (US) 60659

(**) Term: **14 Years**

(21) Appl. No.: **29/144,101**

(22) Filed: **Jun. 27, 2001**

(51) **LOC (7) Cl.** **24-04**

(52) **U.S. Cl.** **D24/122**

(58) **Field of Search** D24/122; 4/144.1,
4/144.2, 144.3, 144.4, 114.1; 604/347, 329,
331; D7/700, 697

(56) **References Cited**

U.S. PATENT DOCUMENTS

190,244 A *	5/1877	Olmstead	4/144.1
4,023,216 A *	5/1977	Li	4/144.3
4,528,703 A *	7/1985	Kraus	4/144.2
4,771,484 A *	9/1988	Mozell	4/144.4

5,091,998 A *	3/1992	Witzke	4/144.4
D356,865 S *	3/1995	Ivie	D24/122
5,632,736 A *	5/1997	Block	4/144.3
5,894,608 A *	4/1999	Birbara	4/144.3

* cited by examiner

Primary Examiner—Ian Simmons

(74) *Attorney, Agent, or Firm*—Alan B. Samlan

(57) **CLAIM**

I claim the ornamental design for a urine collection funnel,
as shown and described.

DESCRIPTION

- FIG. 1 is a perspective view.
- FIG. 2 is a front elevation view.
- FIG. 3 is a top plan view.
- FIG. 4 is a bottom view.
- FIG. 5 is a right end view; and,
- FIG. 6 is a left end view.

1 Claim, 1 Drawing Sheet

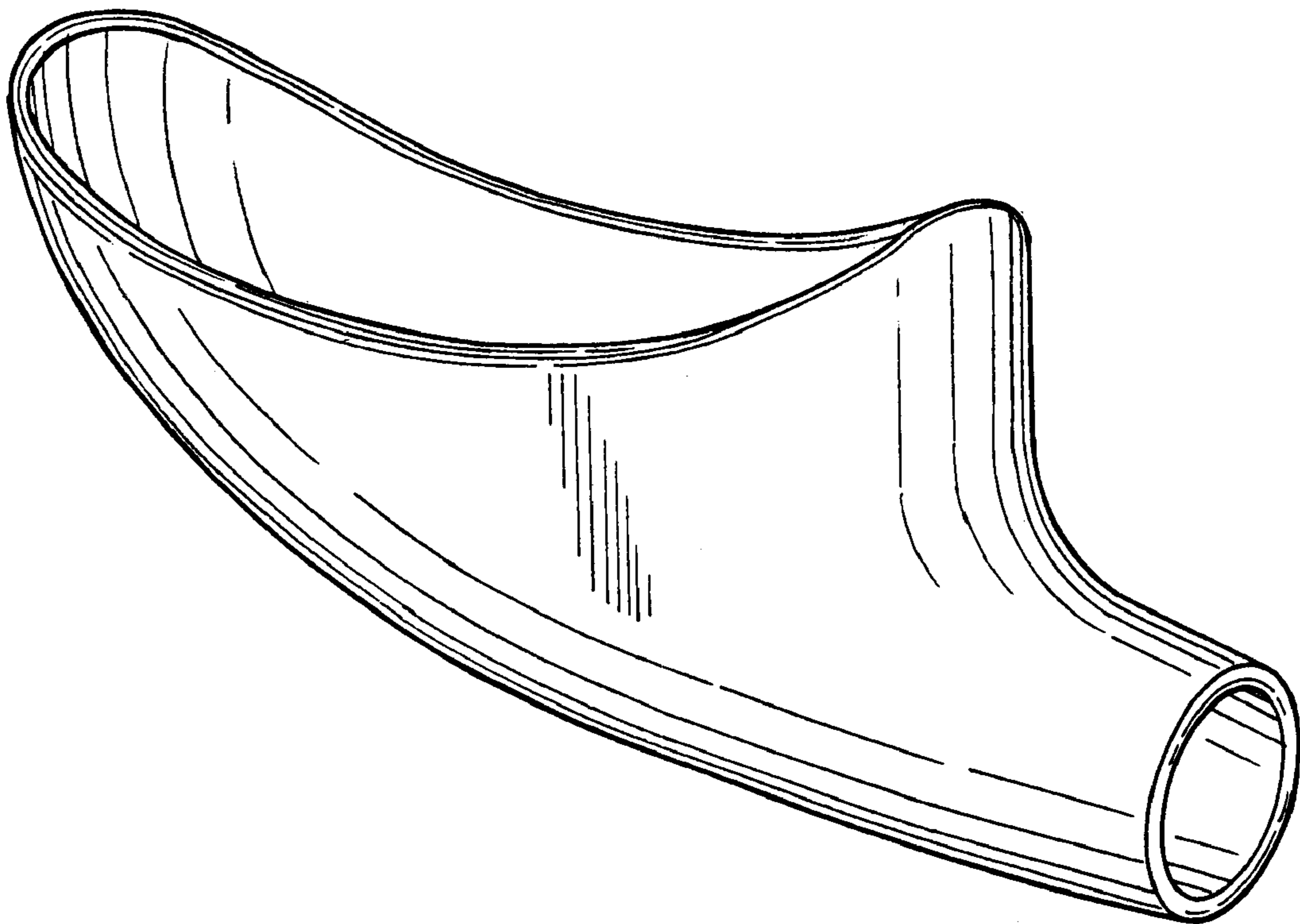


FIG.1

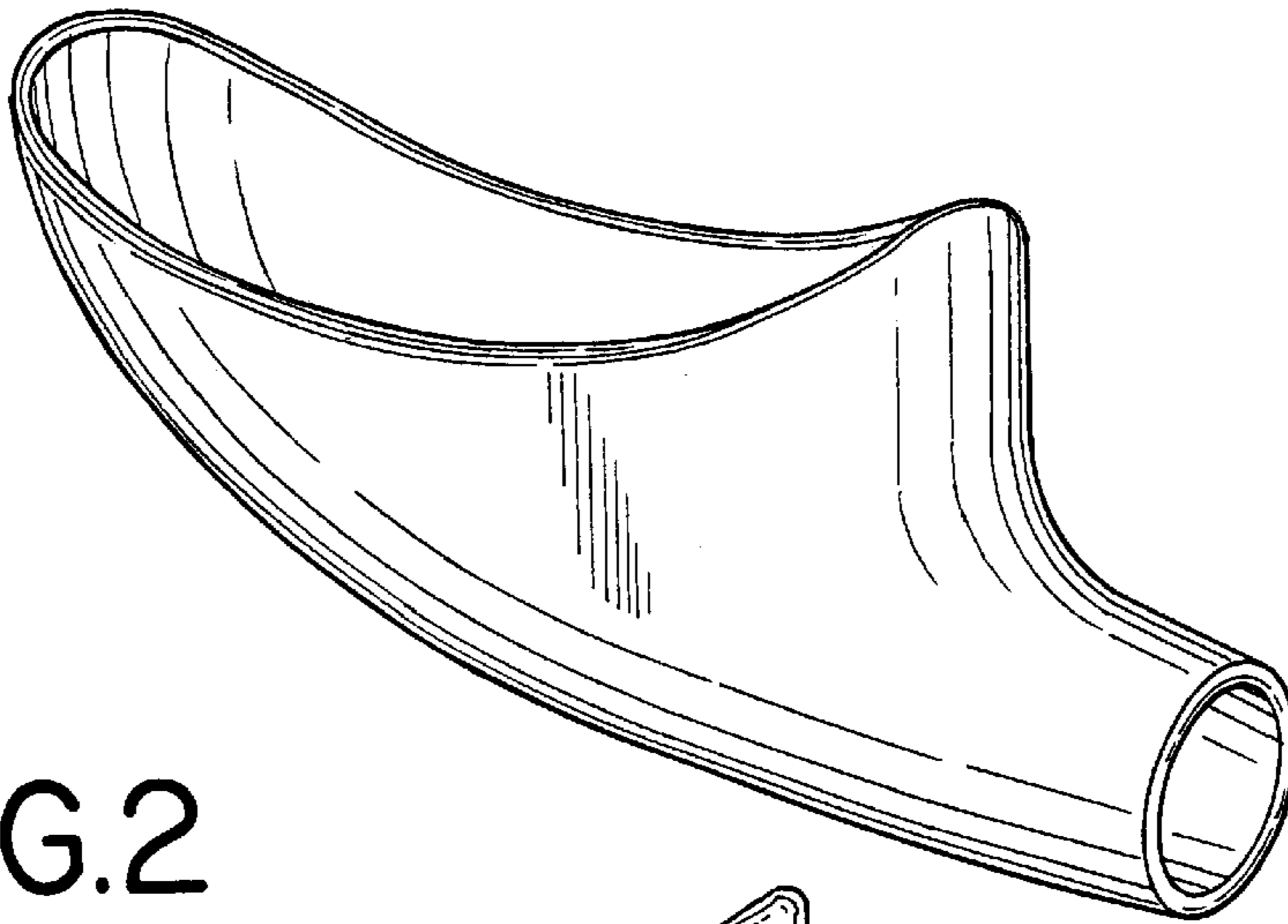


FIG.2



FIG.3




FIG.4




FIG.5

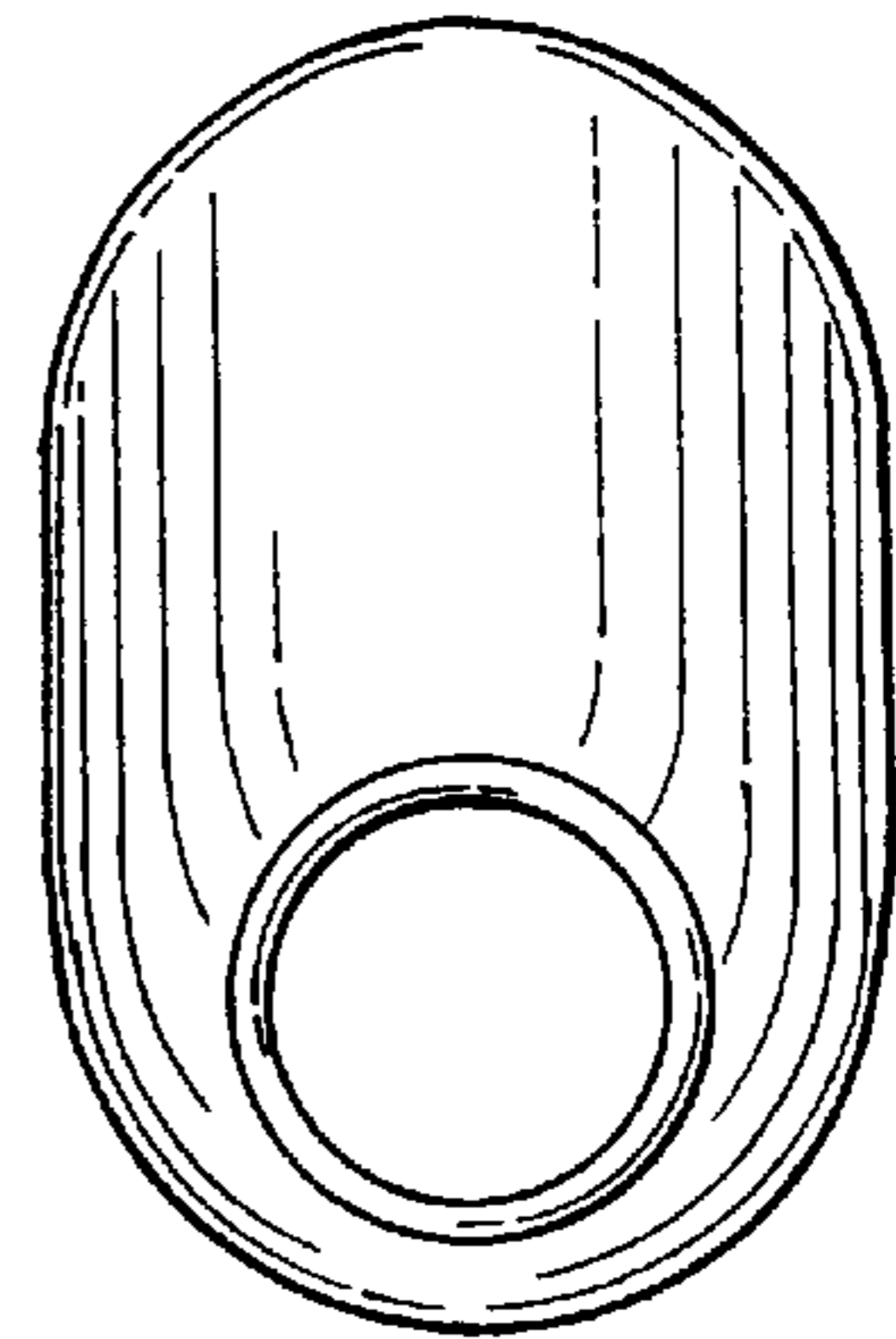


FIG.6

