



US00D457218S

(12) **United States Design Patent**
King

(10) **Patent No.:** **US D457,218 S**

(45) **Date of Patent:** **** May 14, 2002**

(54) **FISHING LURE**

D365,869 S * 1/1996 Merwin D22/128
D397,404 S * 8/1998 Randall D22/128

(76) Inventor: **Michael A. King**, 3404 Lockwood Ct.,
#1, Simi Valley, CA (US) 93063

* cited by examiner

(**) Term: **14 Years**

Primary Examiner—Catherine R. Oliver
(74) *Attorney, Agent, or Firm*—Kelly Bauersfeld Lowry &
Kelley, LLP

(21) Appl. No.: **29/138,248**

(22) Filed: **Mar. 9, 2001**

(57) **CLAIM**

The ornamental design for a fishing lure, as shown.

(51) **LOC (7) Cl.** **22-05**

(52) **U.S. Cl.** **D22/128**

DESCRIPTION

(58) **Field of Search** D22/125-133;
43/42.25, 42.53, 42.49, 42.23, 44.83, 42.28,
42.26, 42.13, 42.35, 42.06


FIG. 1 is a top and left side perspective view of a fishing lure
embodying my new design;
FIG. 2 is a front elevational view thereof;
FIG. 3 is a rear elevational view thereof;
FIG. 4 is a left side elevational view thereof;
FIG. 5 is a right side elevational view thereof;
FIG. 6 is a top plan view thereof; and,
FIG. 7 is a bottom plan view thereof.

(56) **References Cited**

U.S. PATENT DOCUMENTS

1,557,771 A * 10/1925 Peckinpaugh 43/42.28
2,005,554 A * 6/1935 Milner 43/42.28
2,007,045 A * 7/1935 Francis 43/42.28
D101,906 S * 11/1936 Weaver D22/128

1 Claim, 1 Drawing Sheet






FIG. 1

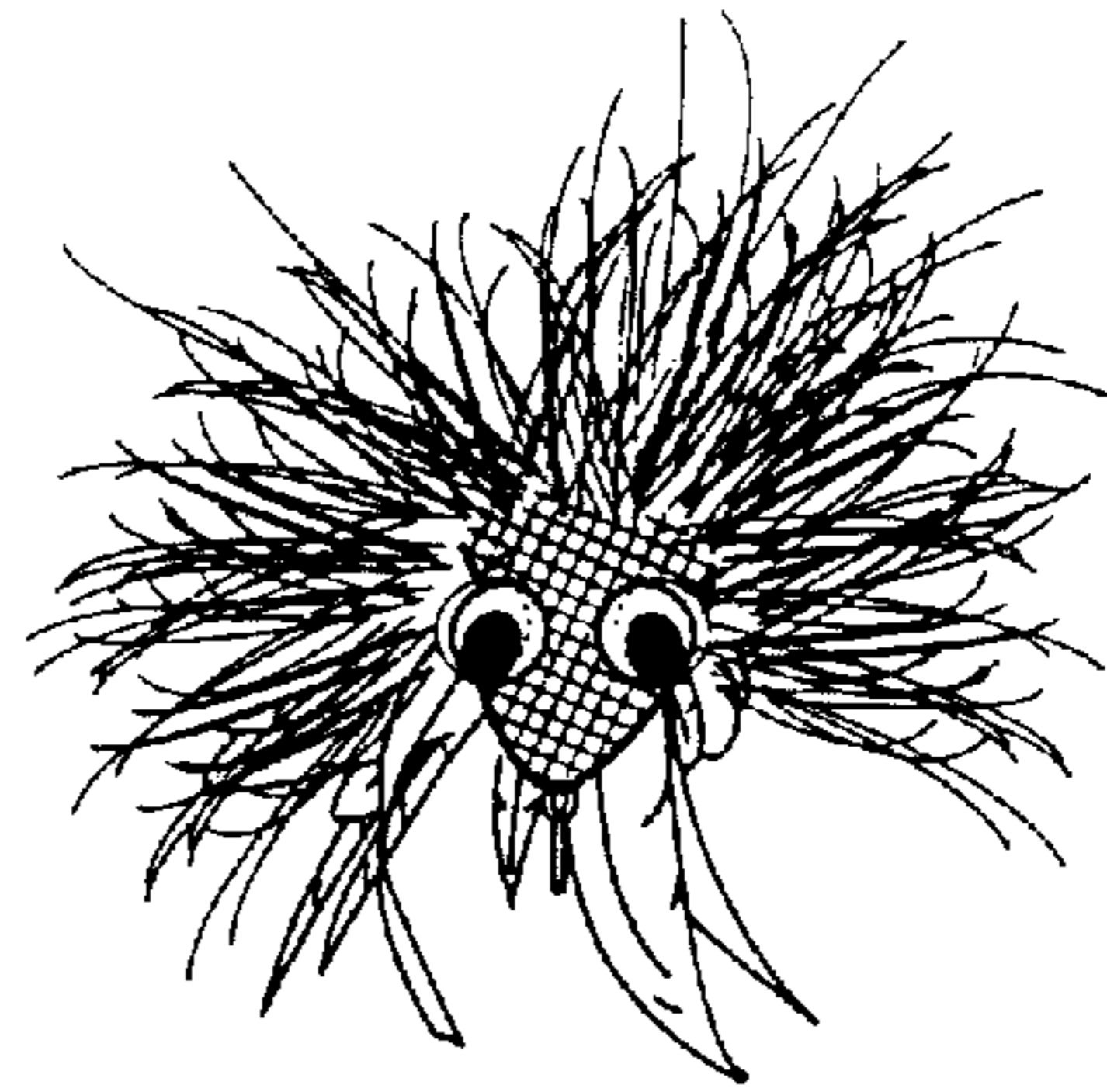


FIG. 2

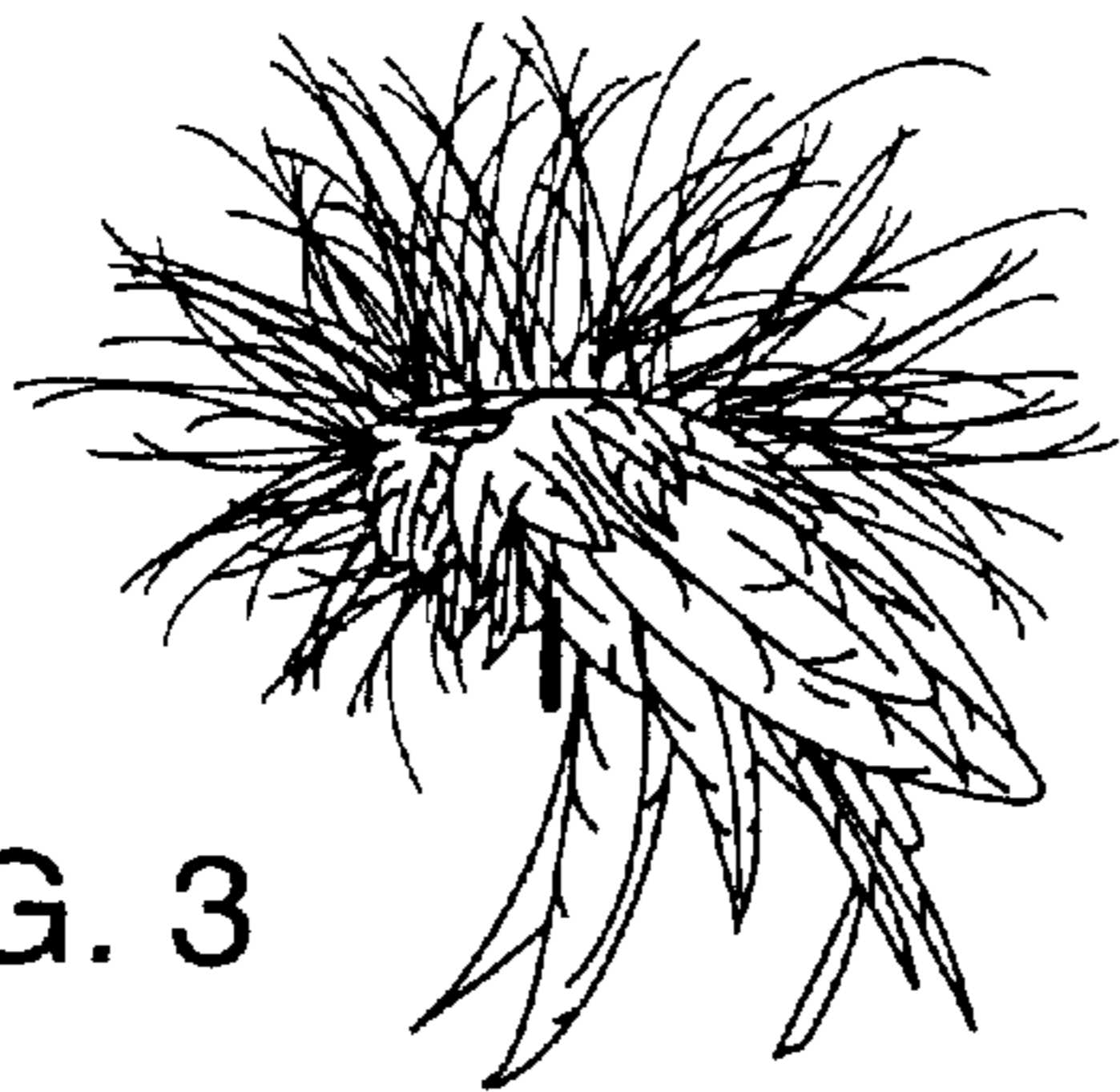


FIG. 3




FIG. 4




FIG. 5

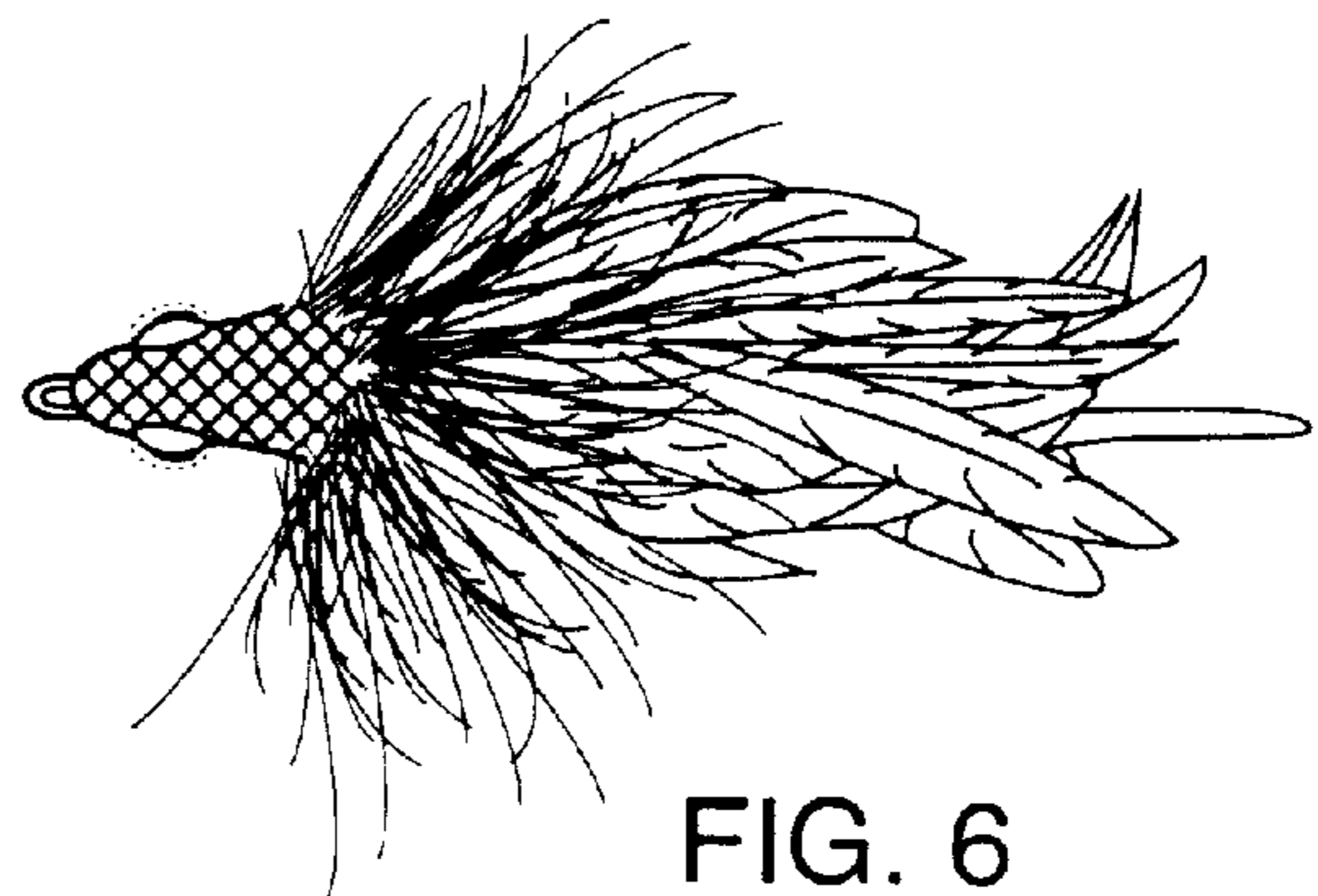


FIG. 6




FIG. 7