



US00D457217S

(12) **United States Design Patent**
Bianco, Sr.

(10) **Patent No.:** **US D457,217 S**

(45) **Date of Patent:** **** May 14, 2002**

(54) **SECURING DEVICE FOR AN
AUTOLOADING HANDGUN**

5,913,666 A 6/1999 Perkins
5,974,717 A 11/1999 Brooks
6,052,934 A 4/2000 Carpenter
6,256,919 B1 * 7/2001 Brazeau 42/70.11

(76) **Inventor:** **Thomas A. Bianco, Sr.**, 36 Lupine St.,
Wallingford, CT (US) 06492

(**) **Term:** **14 Years**

* cited by examiner

(21) **Appl. No.:** **29/143,545**

Primary Examiner—Louis S. Zarfaz
Assistant Examiner—Monica A. Weingart
(74) *Attorney, Agent, or Firm*—Norman B. Rainer

(22) **Filed:** **Jun. 18, 2001**

(57) **CLAIM**

(51) **LOC (7) Cl.** **22-01**

The ornamental design for a securing device for an auto-loading handgun, as shown and described.

(52) **U.S. Cl.** **D22/108**

(58) **Field of Search** D22/100, 108,
D22/199; 42/70.01, 70.11; D8/331, 333,
334, 336, 339; 70/19, 200, 230

DESCRIPTION

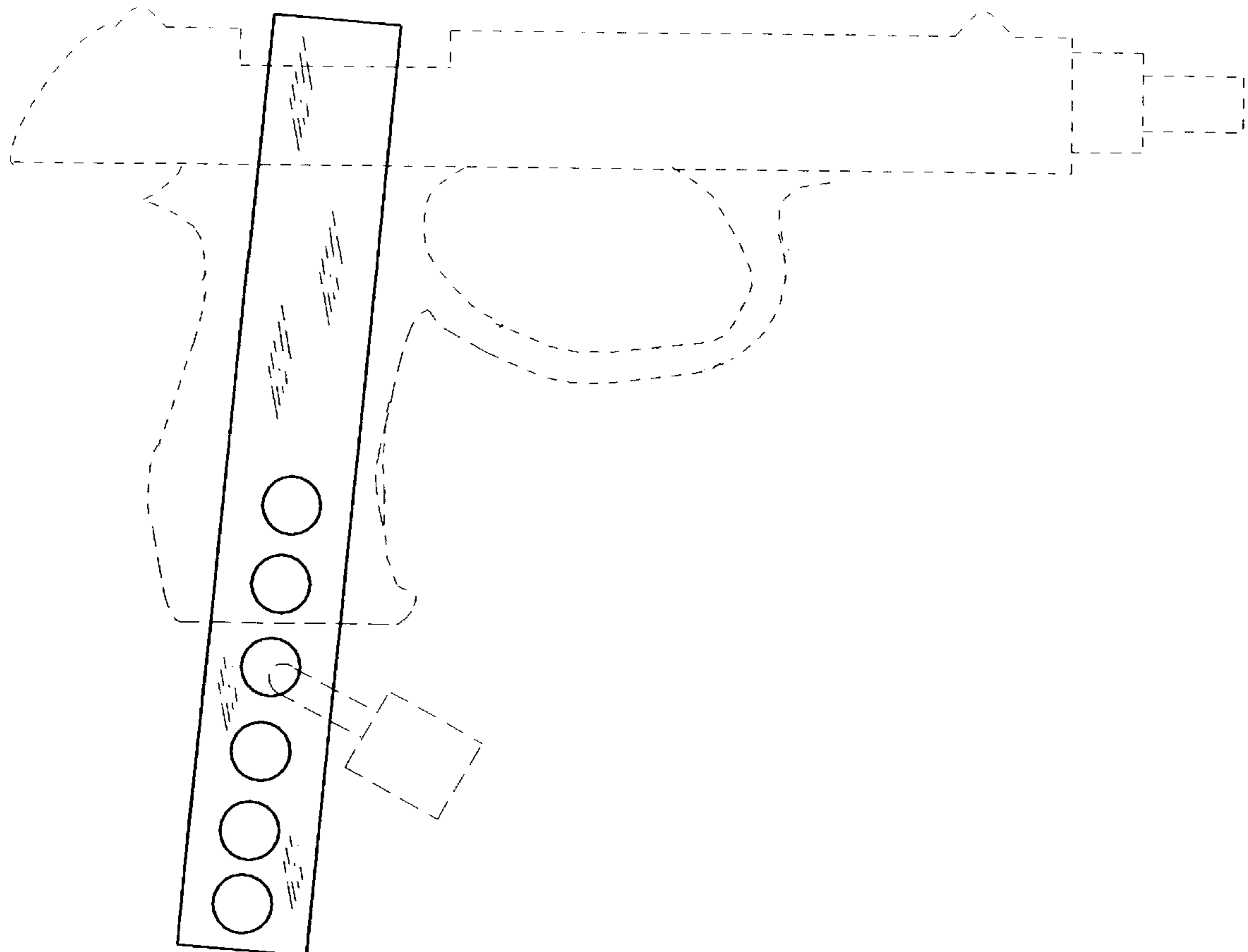
(56) **References Cited**

U.S. PATENT DOCUMENTS

1,218,013 A * 3/1917 Sturr 70/200
1,435,560 A * 11/1922 Simmons 70/200
D221,417 S * 8/1971 Prichard D8/333
D244,346 S * 5/1977 Conners D8/339
4,672,763 A * 6/1987 Cunningham 42/70.01 X
5,331,759 A 7/1994 Marceau et al.
5,419,069 A 5/1995 Mumbleau et al.
5,732,498 A 3/1998 Arrequin

FIG. 1 is a front, side and top perspective view of a securing device for an autoloading handgun, showing my new design; FIG. 2 is a side view thereof, shown in association with an autoloading handgun and padlock, both shown in phantom outline and not part of this invention, the unshown opposite side being of identical appearance; FIG. 3 is a front view thereof, the unshown rear view being of identical appearance; FIG. 4 is a top view thereof; and, FIG. 5 is a bottom view thereof.

1 Claim, 3 Drawing Sheets



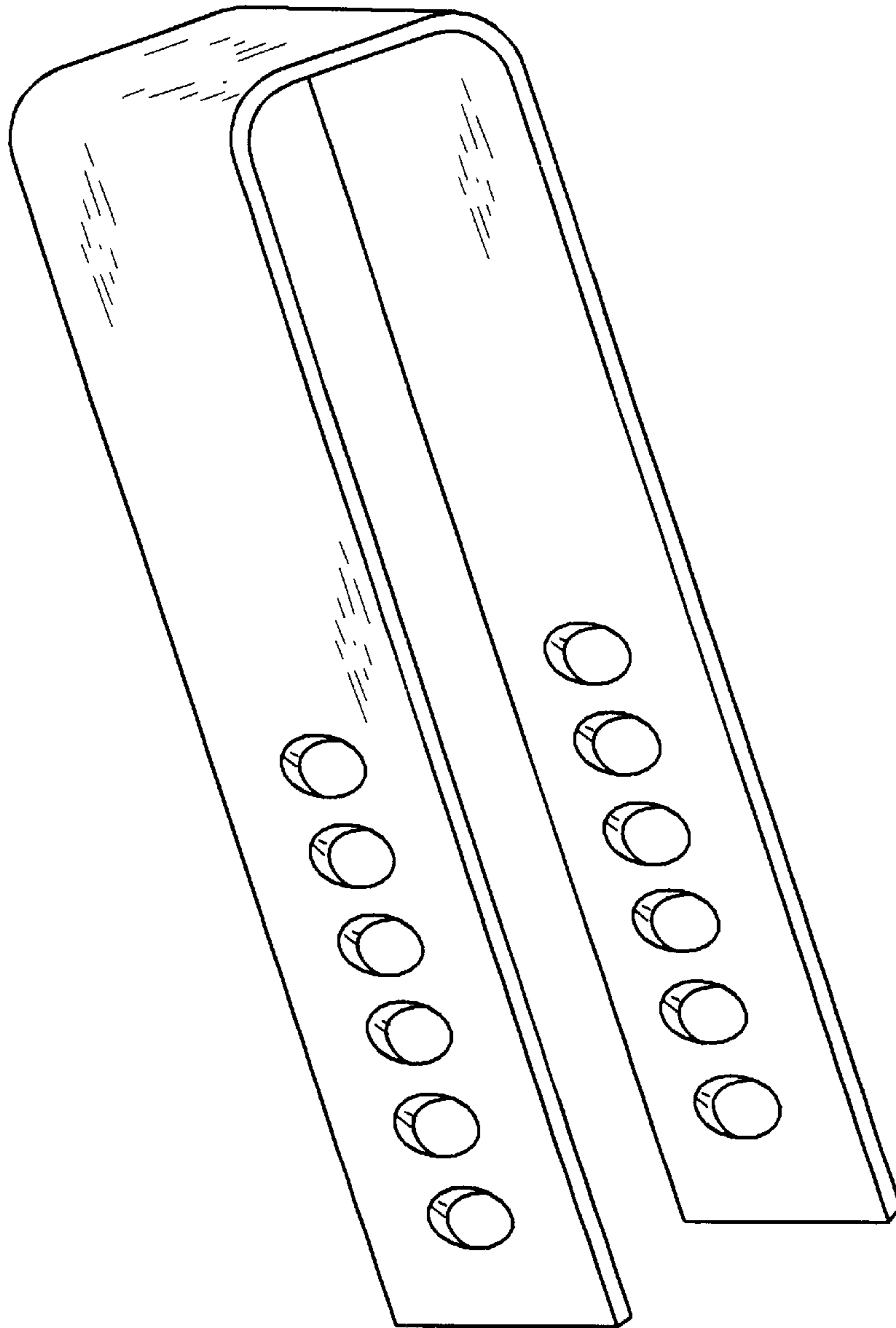


FIG. 1

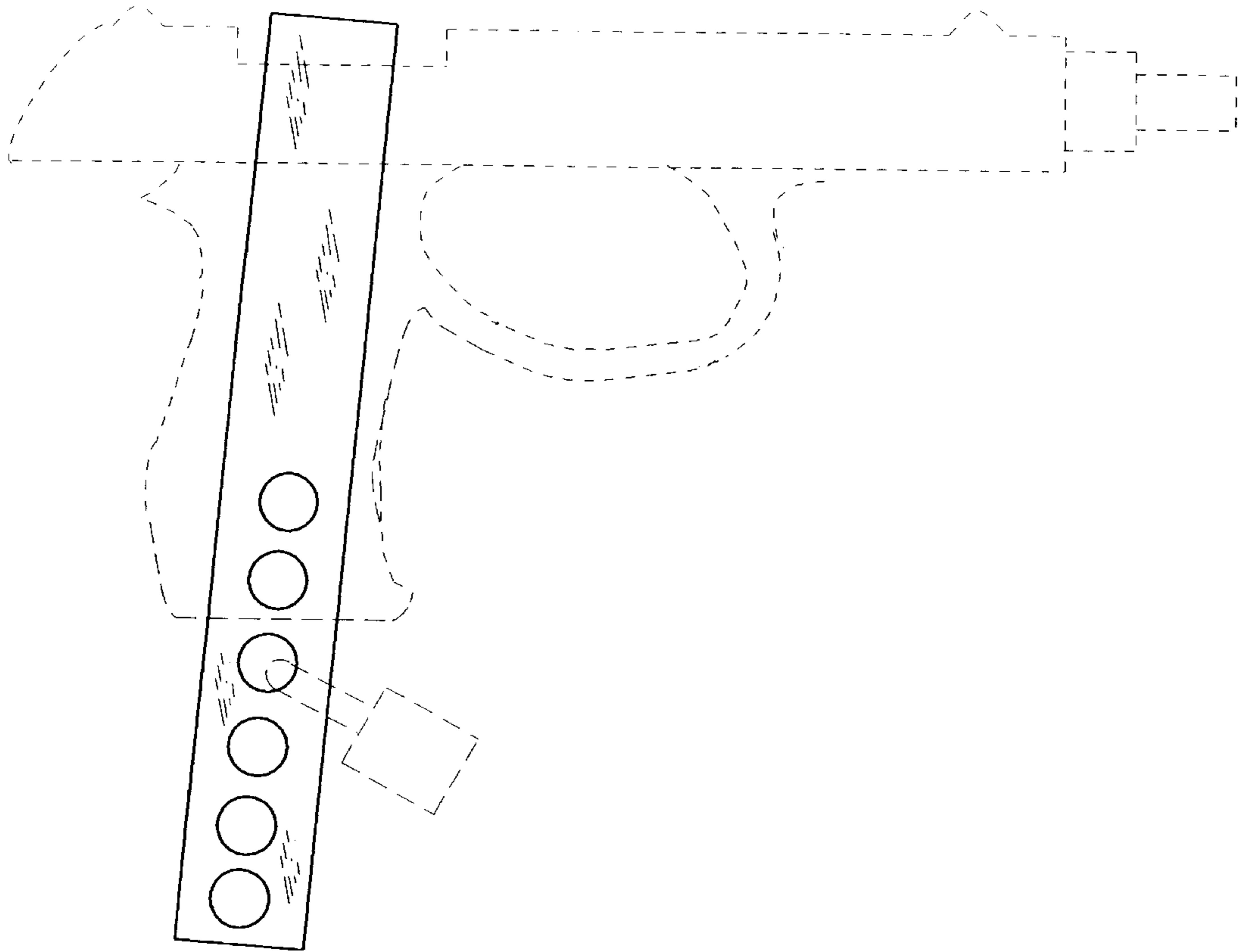


FIG. 2




FIG. 4

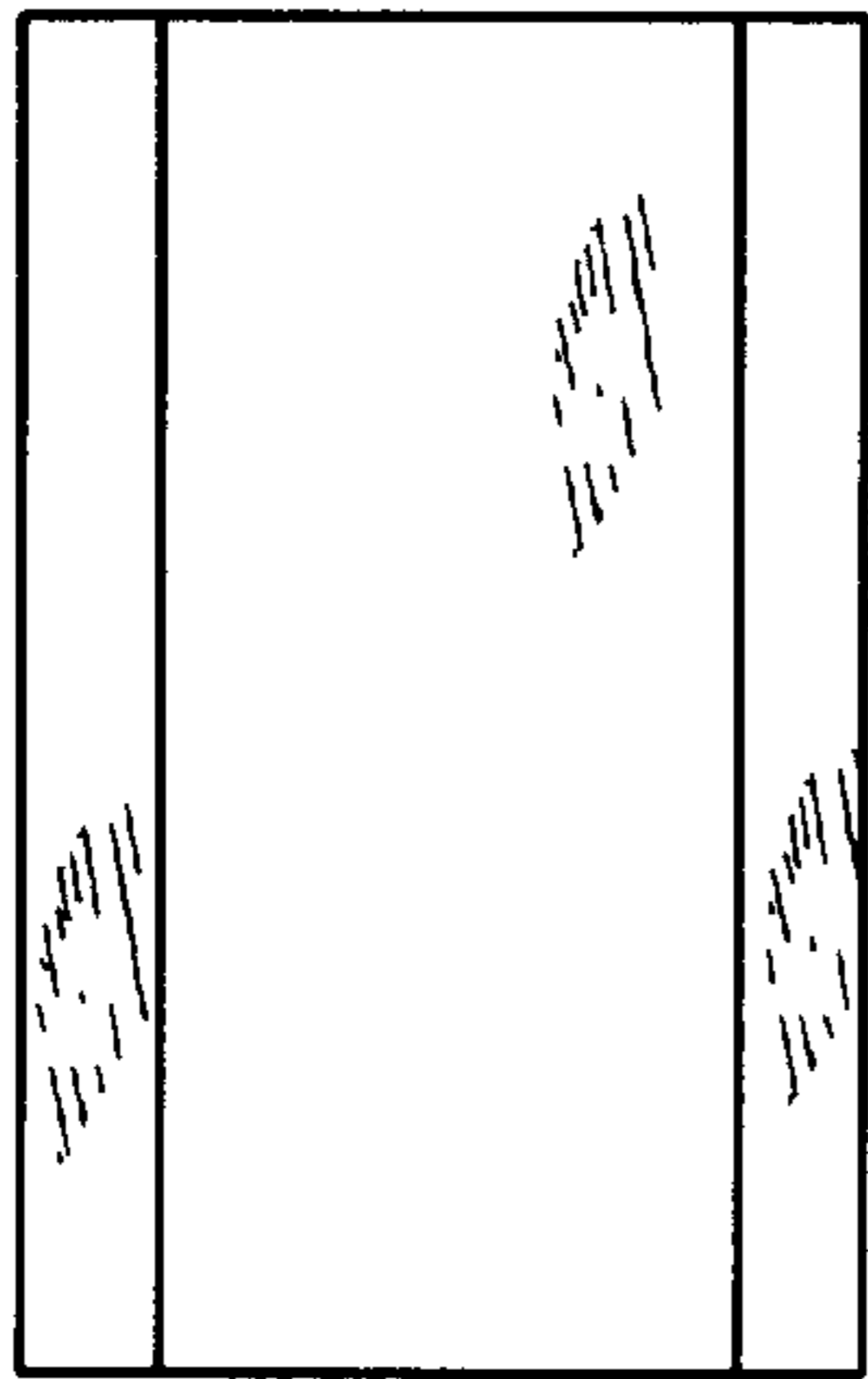


FIG. 5

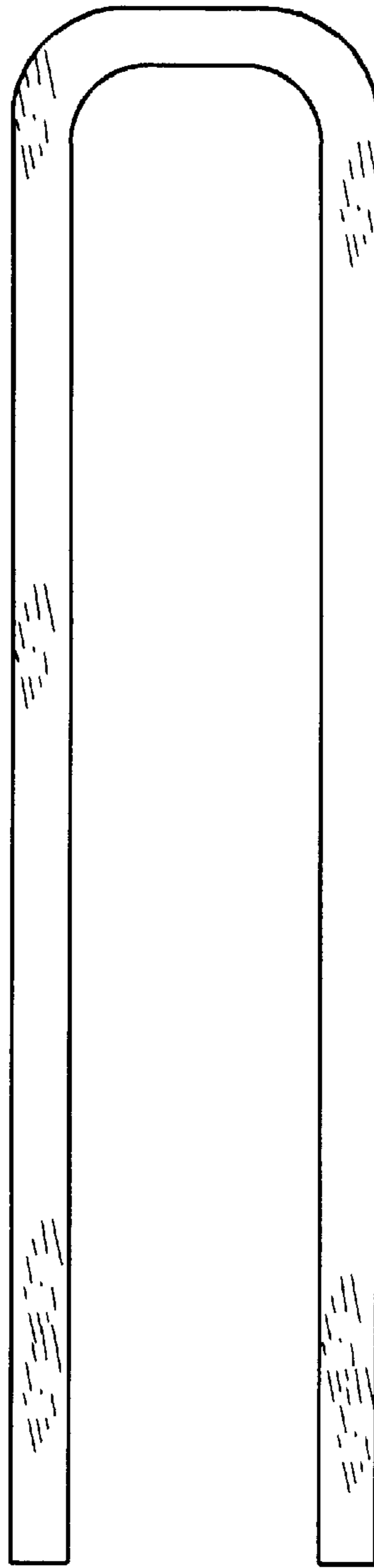


FIG. 3