



US00D457215S

(12) **United States Design Patent**  
**Khanamirian**

(10) **Patent No.:** **US D457,215 S**

(45) **Date of Patent:** **\*\* May 14, 2002**

(54) **PERSONAL FLOTATION DEVICE BACK PANEL**

(75) **Inventor:** **Alexander Khanamirian**, Miami Beach, FL (US)

(73) **Assignee:** **Extrasport, Inc.**, Miami, FL (US)

(\*\*) **Term:** **14 Years**

(21) **Appl. No.:** **29/138,738**

(22) **Filed:** **Mar. 19, 2001**

(51) **LOC (7) Cl.** ..... **29-02**

(52) **U.S. Cl.** ..... **D21/805**

(58) **Field of Search** ..... D21/804, 805; D29/100, 101.1-101.5; D24/190; D2/706; 224/160, 627, 637; 441/106, 114, 115, 116, 111; D3/327; 182/3, 4; 2/44

(56) **References Cited**

**U.S. PATENT DOCUMENTS**

- 1,114,739 A 10/1914 Dobinch
- 1,293,089 A \* 2/1919 Hardy ..... 2/44
- 1,511,006 A 10/1924 Prescott
- 2,252,357 A \* 8/1941 Shaw ..... D29/101.1
- 3,570,030 A \* 3/1971 Baker ..... 441/116
- D245,537 S \* 8/1977 Gurgiole ..... D29/101.1
- D263,641 S \* 4/1982 Nandorf ..... D29/101.1
- D280,844 S 10/1985 Evert
- 4,545,773 A 10/1985 Evert
- 4,660,751 A 4/1987 Von Dewitz

- 4,860,936 A 8/1989 Lowe
- 5,586,705 A 12/1996 Leonard
- 5,662,433 A 9/1997 Seligman
- 5,690,413 A 11/1997 Coughlin
- 5,746,632 A \* 5/1998 Theberge ..... 441/115

\* cited by examiner

*Primary Examiner*—Lucy Lieberman

(74) *Attorney, Agent, or Firm*—Foley & Lardner

(57) **CLAIM**

We claim the ornamental design for a personal flotation device back panel, as shown and described.

**DESCRIPTION**

FIG. 1 is a perspective view of a personal flotation device back panel showing my new design;

FIG. 2 is a top view thereof;

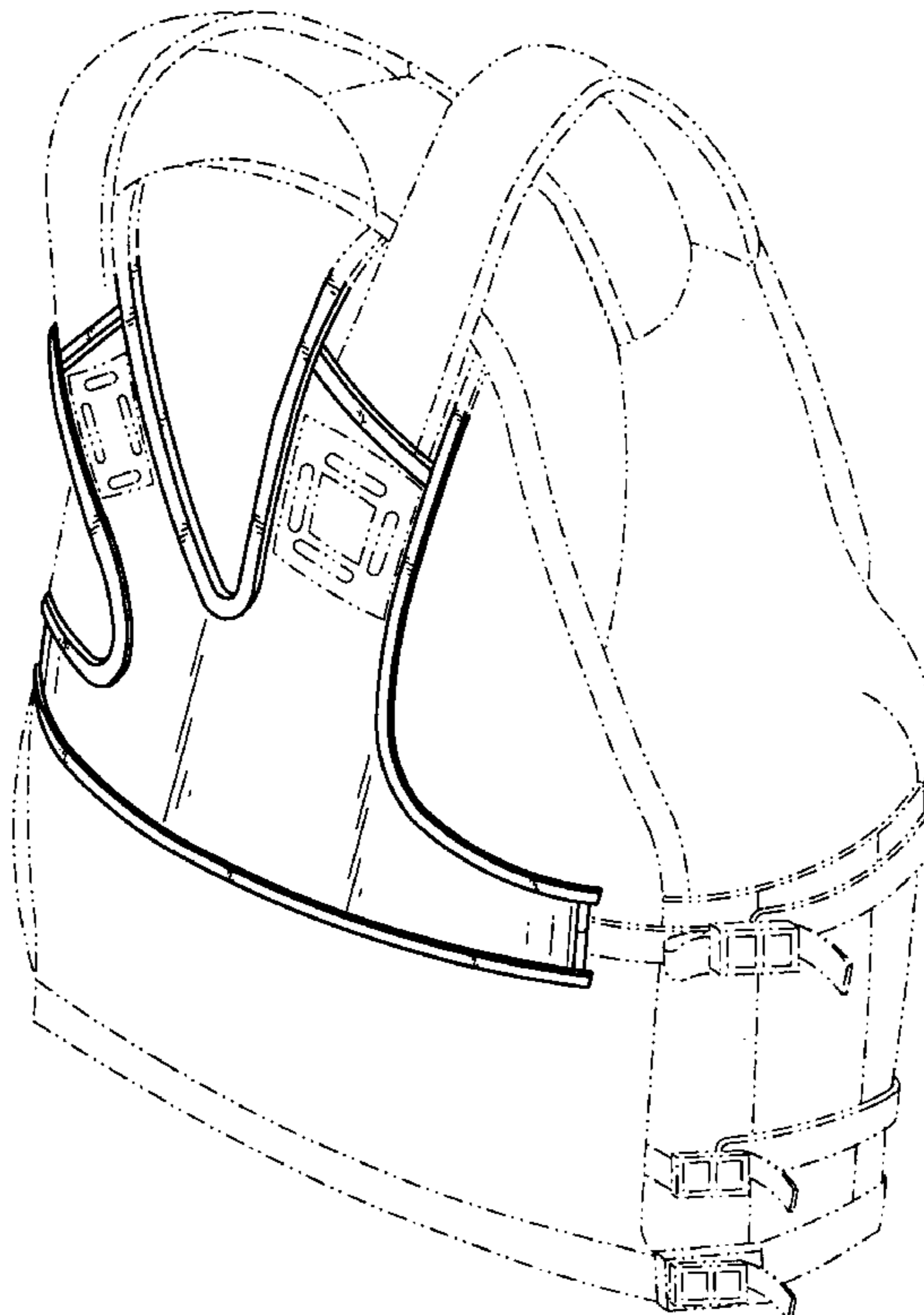
FIG. 3 is a front elevational view thereof;

FIG. 4 is a right side elevational view of the personal flotation device back panel, the left side elevational view is a mirror image thereto; and,

FIG. 5 is a front elevational view of a personal flotation device back panel illustrating a second embodiment of my design.

The ornamental design which is claimed is shown in solid lines in the drawings. The broken lines in the drawings are for illustrative purposes only and form no part of the claimed design.

**1 Claim, 4 Drawing Sheets**



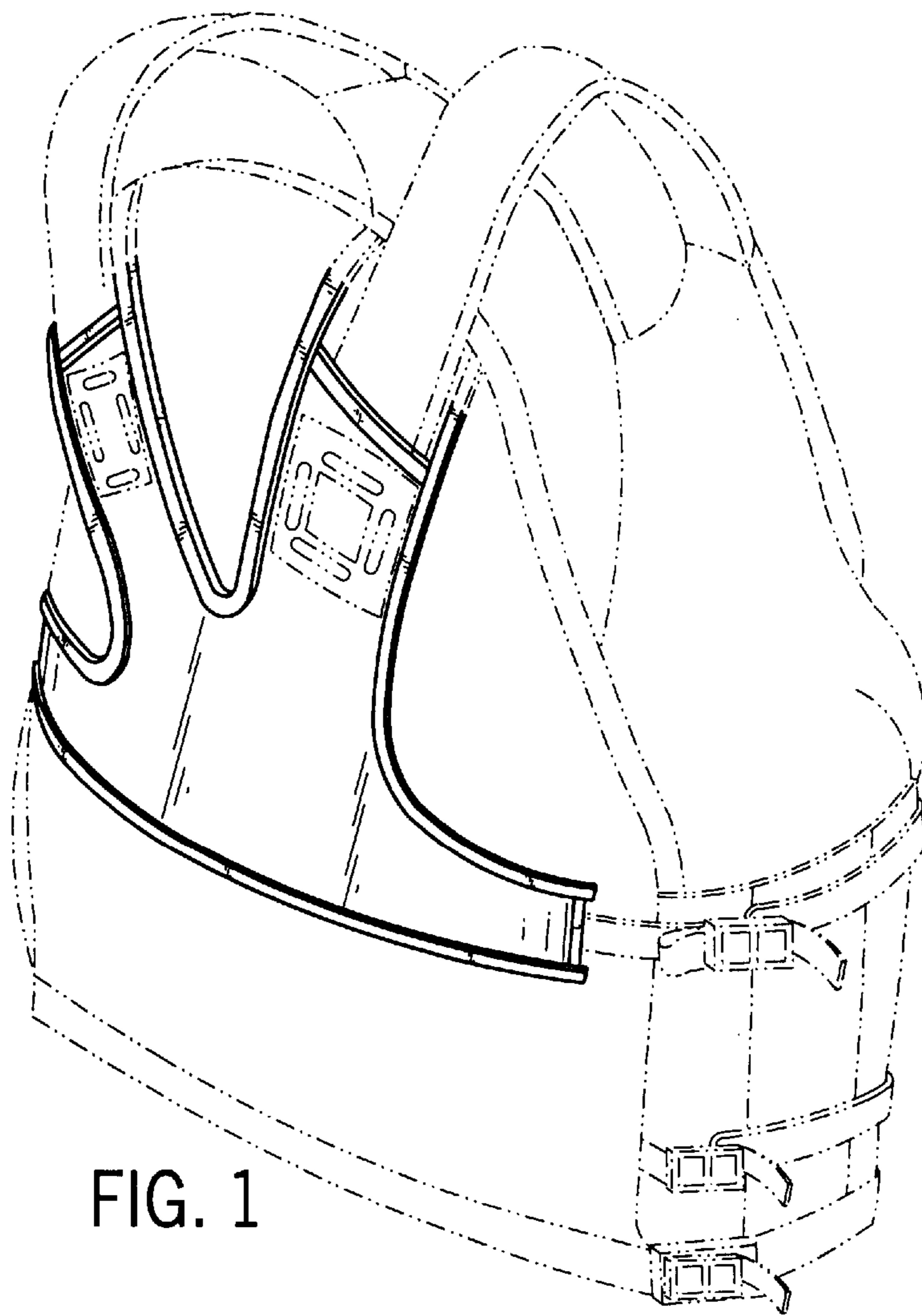


FIG. 1

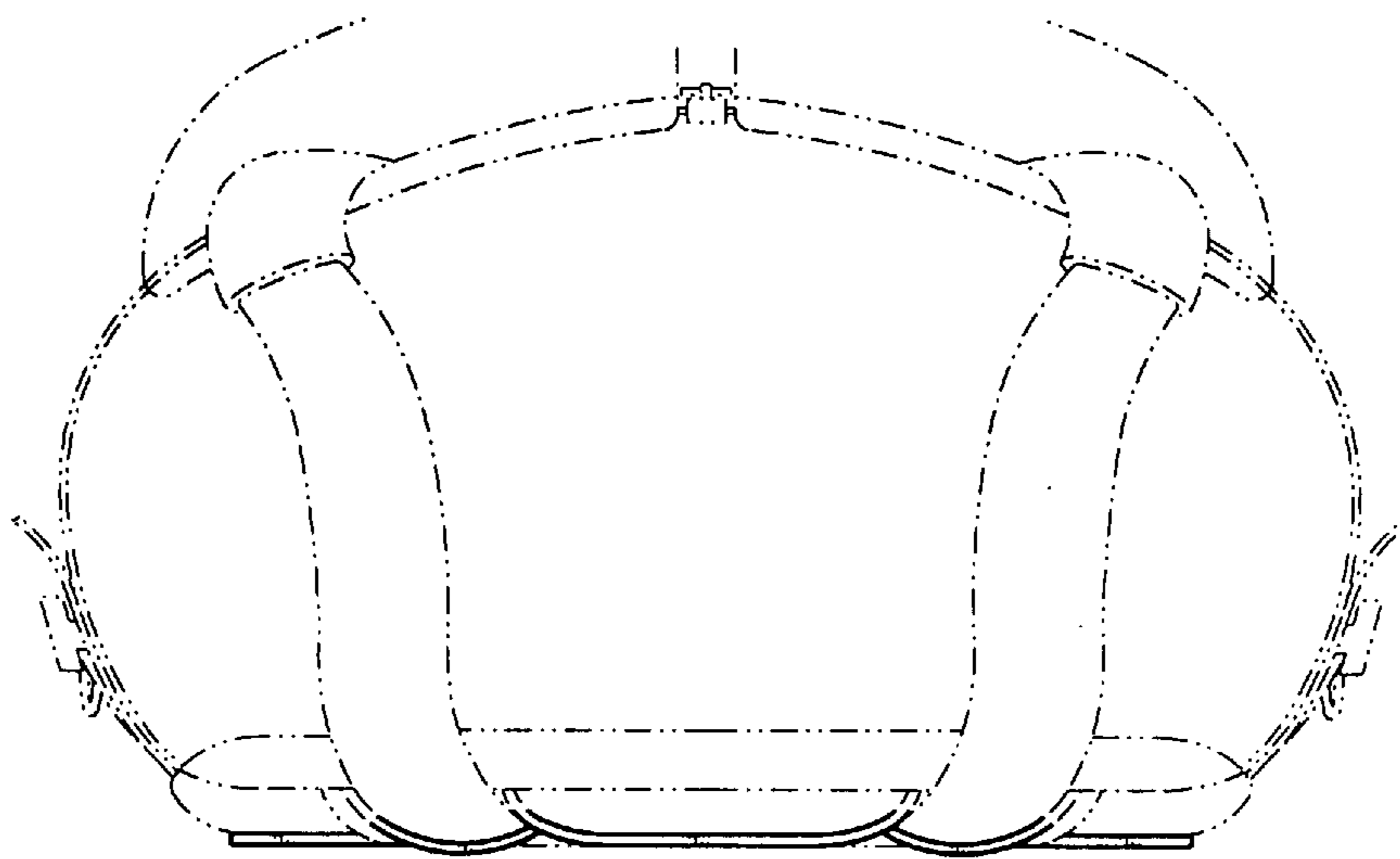


FIG. 2

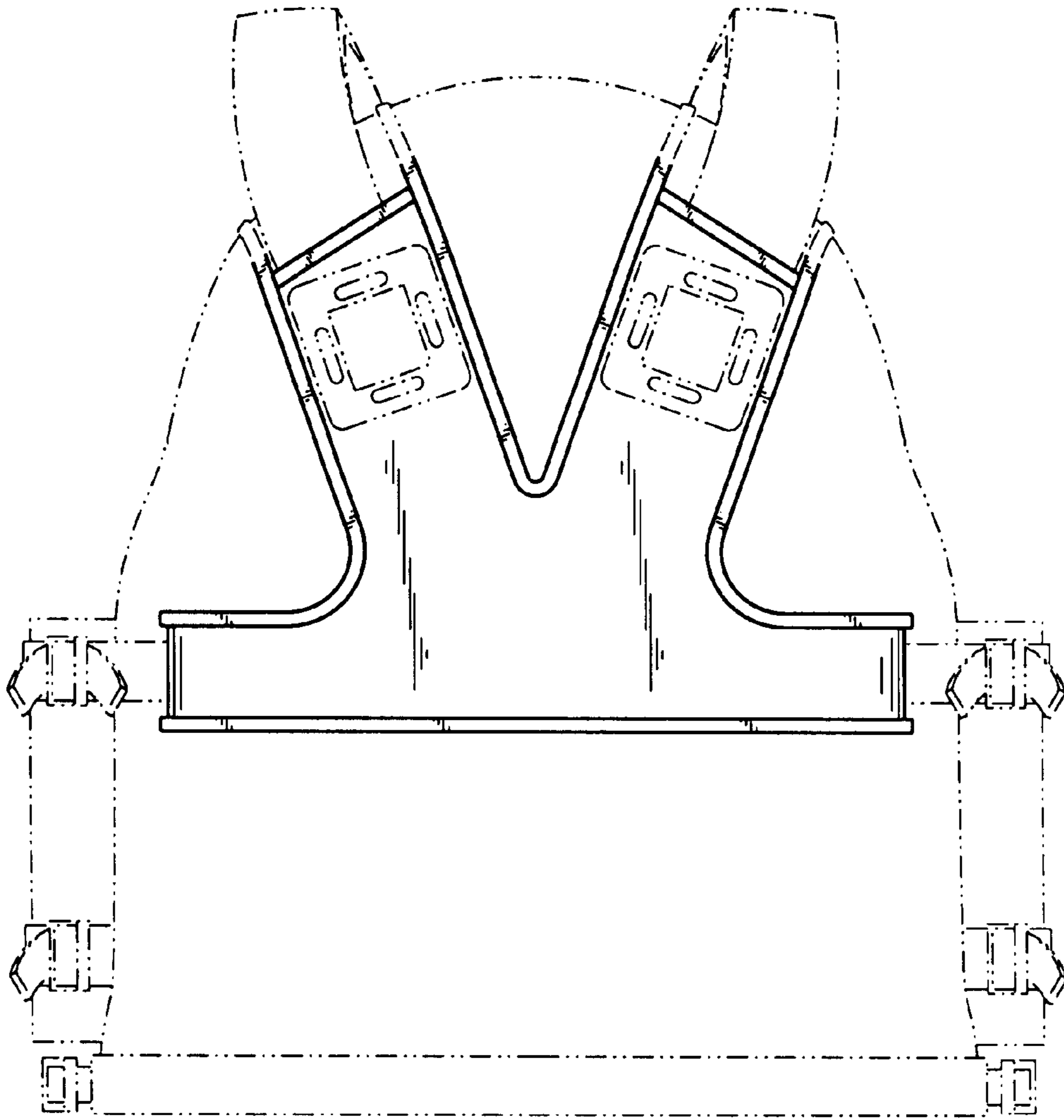


FIG. 3

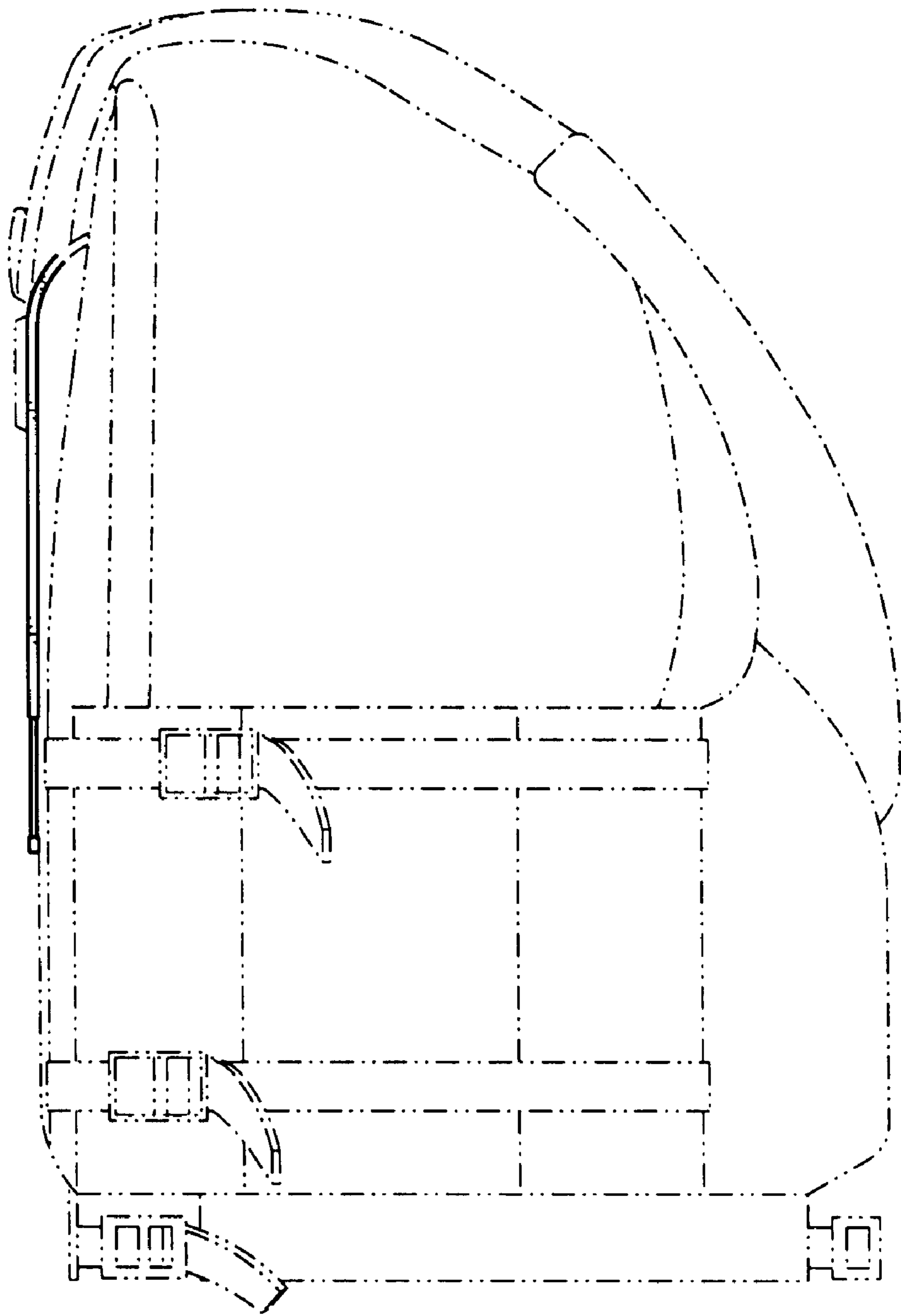


FIG. 4

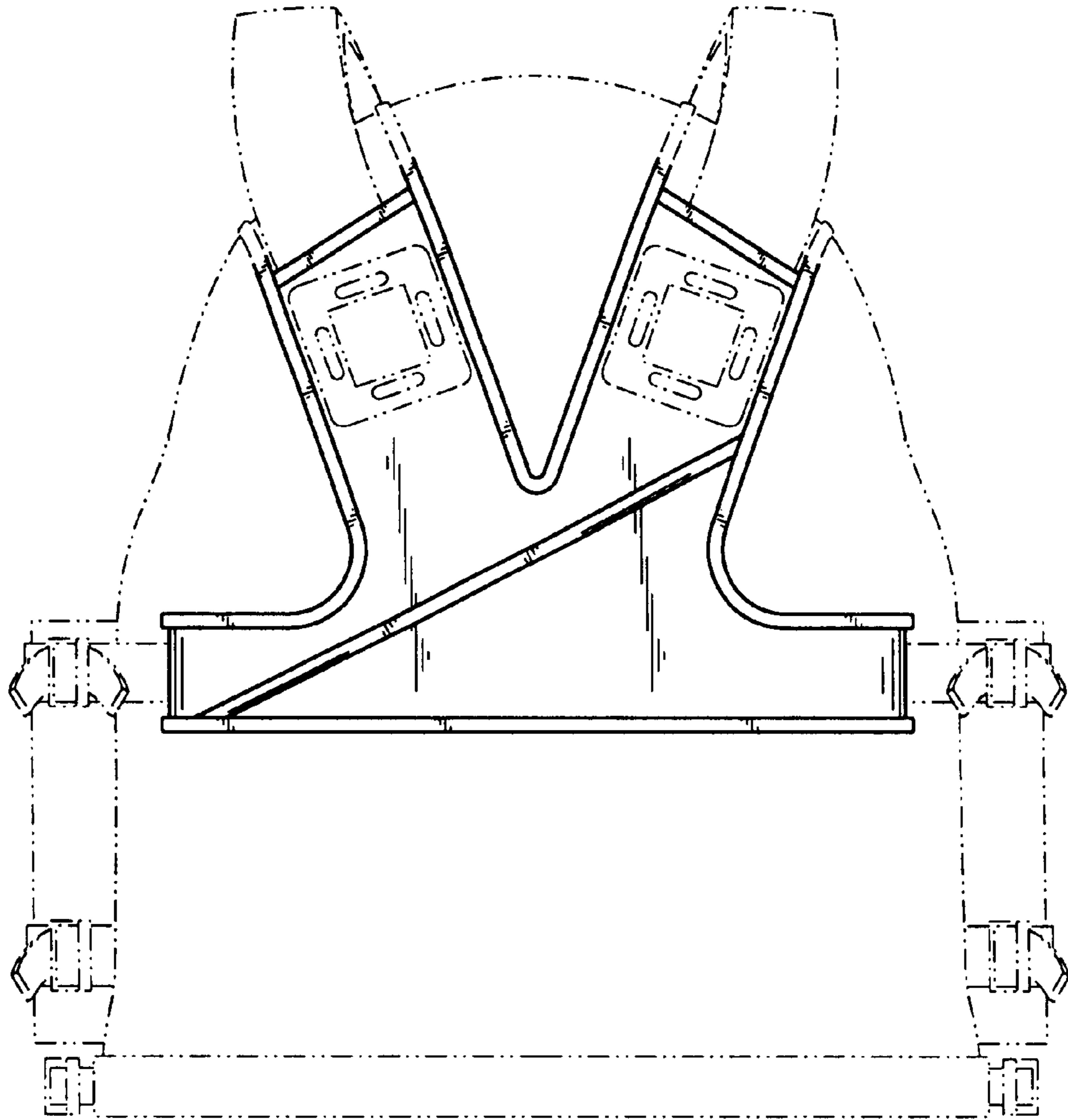


FIG. 5