



US00D457213S

(12) **United States Design Patent**
Davies

(10) **Patent No.:** **US D457,213 S**

(45) **Date of Patent:** **** May 14, 2002**

(54) **GOLF CLUB STAND**

(76) Inventor: **James W. Davies**, 545 W. Hackberry St., Louisville, CO (US) 80027

(**) Term: **14 Years**

(21) Appl. No.: **29/139,631**

(22) Filed: **Apr. 3, 2001**

(51) **LOC (7) Cl.** **21-02**

(52) **U.S. Cl.** **D21/796**

(58) **Field of Search** D21/796; D6/552;
473/282, 287; 206/315.2, 315.7

(56) **References Cited**

U.S. PATENT DOCUMENTS

2,887,137 A	5/1959	Robb
3,219,083 A	11/1965	Asquith
4,940,201 A	7/1990	Kurth
D318,090 S	7/1991	Bahns
5,127,530 A	7/1992	Ortuno
5,149,087 A	9/1992	Thompson, Jr.
5,285,990 A	2/1994	Engel
5,286,019 A	2/1994	Watabe
5,390,916 A	2/1995	Govoni
5,417,334 A	5/1995	Wu
5,467,980 A	11/1995	Weisenstein

5,597,363 A	1/1997	Leote	
5,636,754 A	6/1997	Ennis	
5,820,479 A	10/1998	Cline et al.	
5,873,471 A	2/1999	Ruggeri	
D407,774 S	* 4/1999	Weiss D21/796
D430,253 S	* 8/2000	Shea et al. D21/796
D444,199 S	* 6/2001	Shea D21/796

* cited by examiner

Primary Examiner—Mitchell Siegel

(74) *Attorney, Agent, or Firm*—Dorr, Carson, Sloan & Birney, P.C.

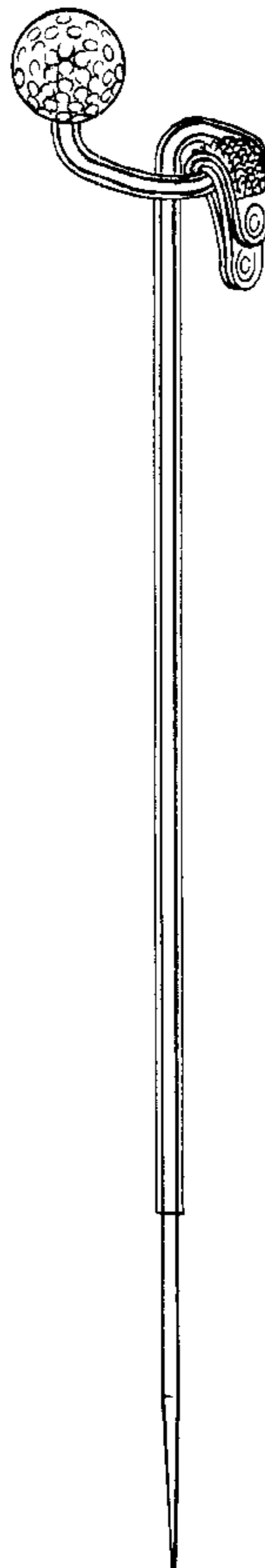
(57) **CLAIM**

The ornamental design for a golf club stand, as shown and described.

DESCRIPTION

FIG. 1 is a rear perspective view of a golf club stand showing my new design.
FIG. 2 is a left side elevational view thereof.
FIG. 3 is a right side elevational view thereof.
FIG. 4 is a rear elevational view thereof.
FIG. 5 is front elevational view thereof.
FIG. 6 is a top plan view thereof; and,
FIG. 7 is a bottom plan view thereof.

1 Claim, 2 Drawing Sheets



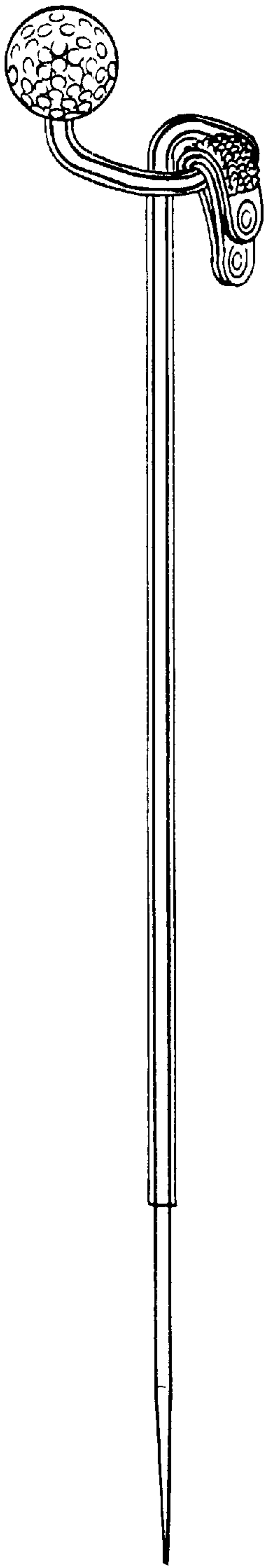


Fig. 1

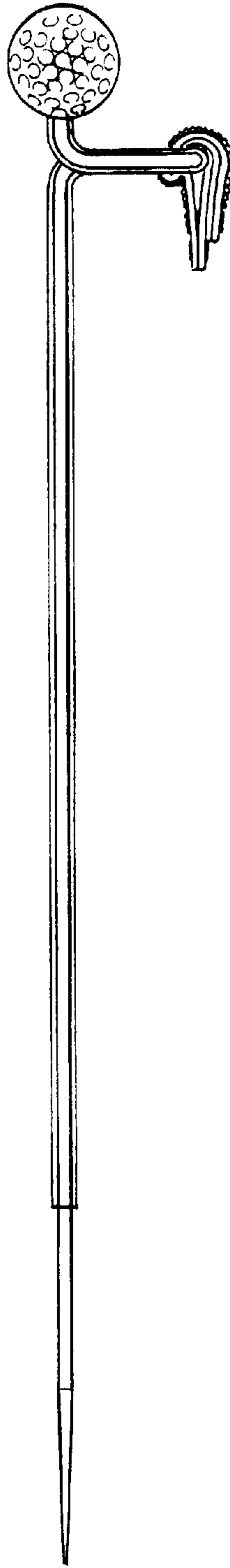


Fig. 2

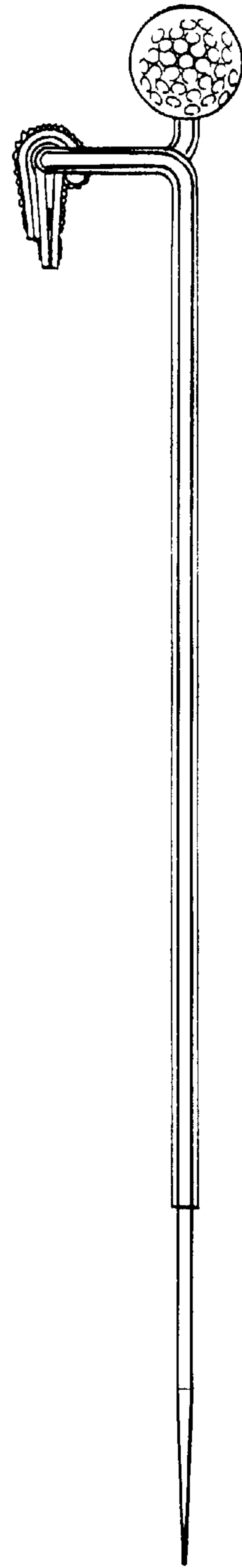


Fig. 3

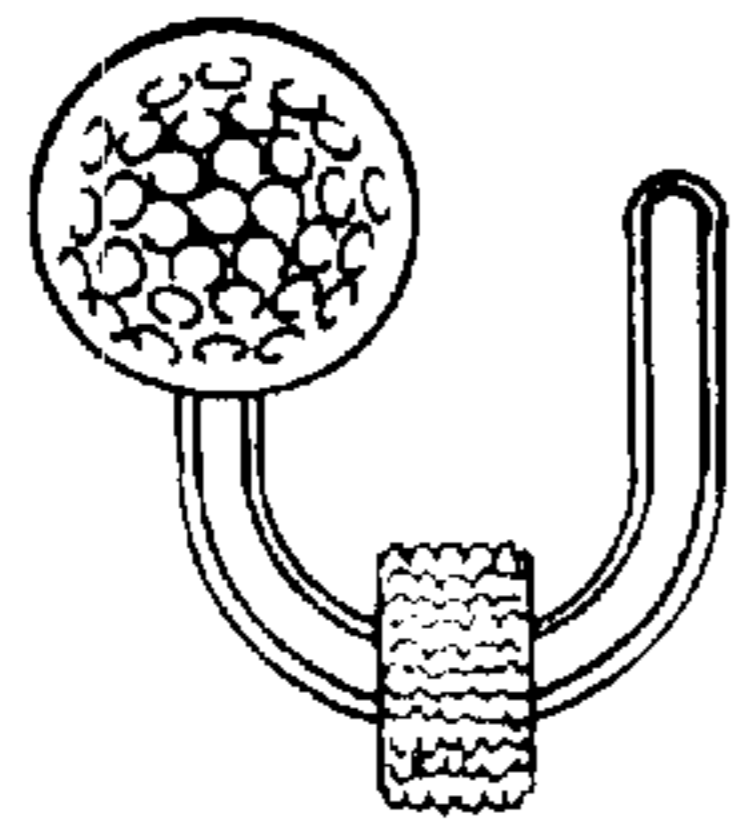


Fig. 6

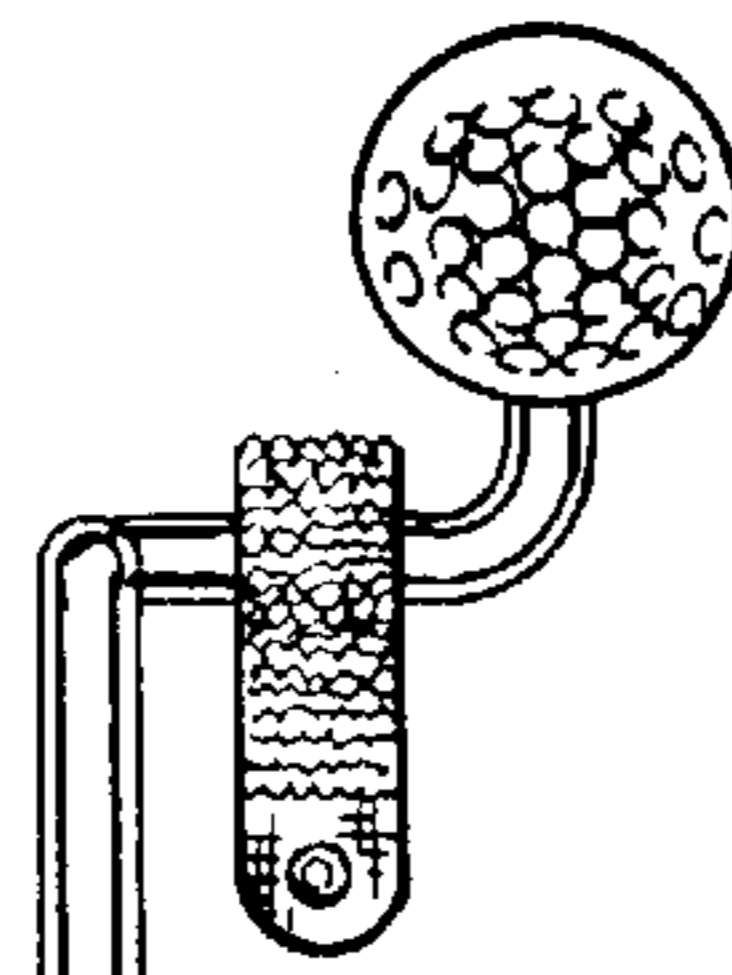


Fig. 5

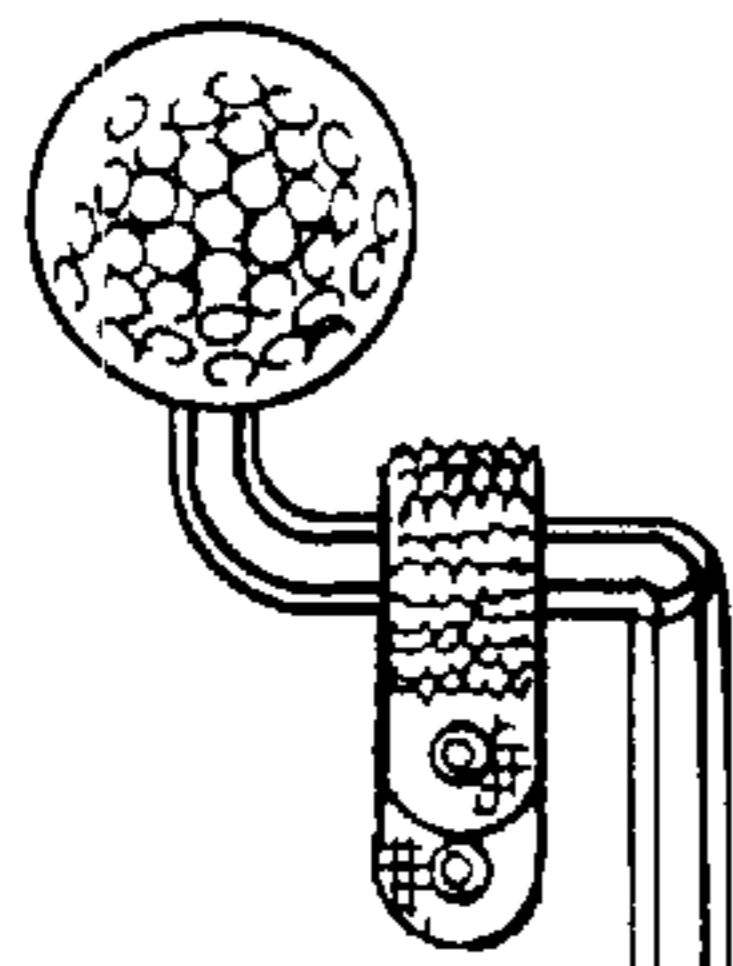


Fig. 4

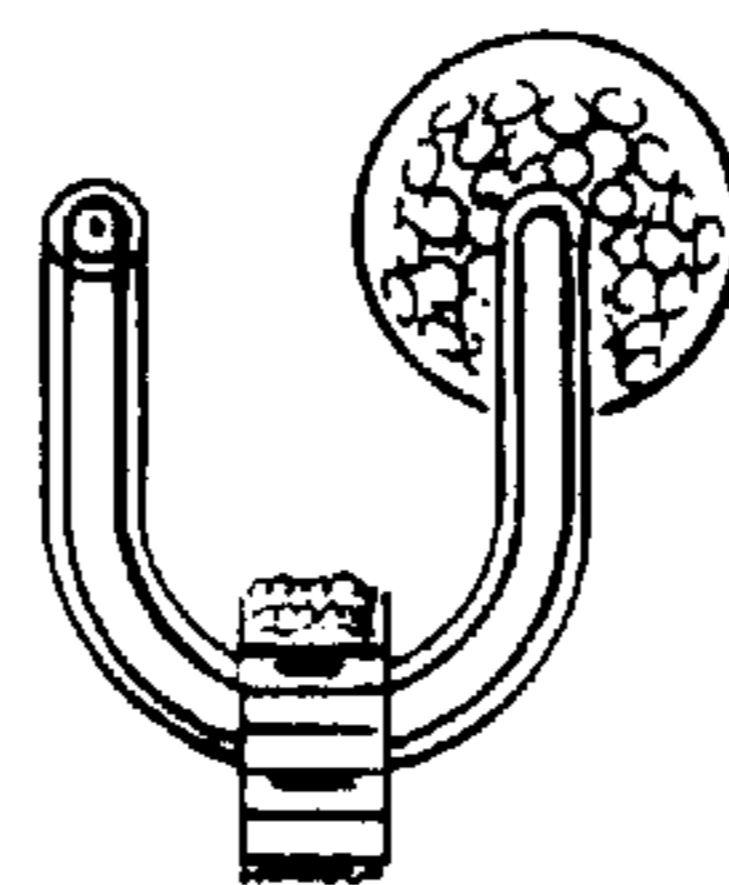


Fig. 7