



US00D457196S

(12) **United States Design Patent**
Yamazaki

(10) **Patent No.:** **US D457,196 S**

(45) **Date of Patent:** **** May 14, 2002**

(54) **DRUM TOY**

(75) **Inventor:** **Tomohiro Yamazaki, Katsushika-ku (JP)**

(73) **Assignee:** **Tomy Company, Ltd., Tokyo (JP)**

(**) **Term:** **14 Years**

(21) **Appl. No.:** **29/142,026**

(22) **Filed:** **May 18, 2001**

(30) **Foreign Application Priority Data**

Nov. 20, 2000 (JP) 2000-033138

(51) **LOC (7) Cl.** **21-01**

(52) **U.S. Cl.** **D21/405**

(58) **Field of Search** D21/405; D17/22;
84/411 R, 420, 411 P, 422.2, 600, 609-611,
617, 104

(56) **References Cited**

U.S. PATENT DOCUMENTS

D110,740 S * 8/1938 Weiss D21/405

D206,824 S * 1/1967 Ryan D21/405
D252,112 S * 6/1979 Legnasky et al. D21/405
D276,057 S * 10/1984 Plassmann D21/405
D315,179 S * 3/1991 Takahashi D21/405
D387,374 S * 12/1997 Kawada D17/22

* cited by examiner

Primary Examiner—Dominic Simone

(74) *Attorney, Agent, or Firm*—Oliff & Berridge, PLC

(57) **CLAIM**

The ornamental design for drum toy, as shown and described.

DESCRIPTION

FIG. 1 is a front elevational view of a drum toy;
FIG. 2 is a front view thereof;
FIG. 3 is a rear view thereof;
FIG. 4 is a left-side view thereof;
FIG. 5 is a right-side view thereof;
FIG. 6 is a top view thereof; and,
FIG. 7 is a bottom view thereof.

1 Claim, 3 Drawing Sheets

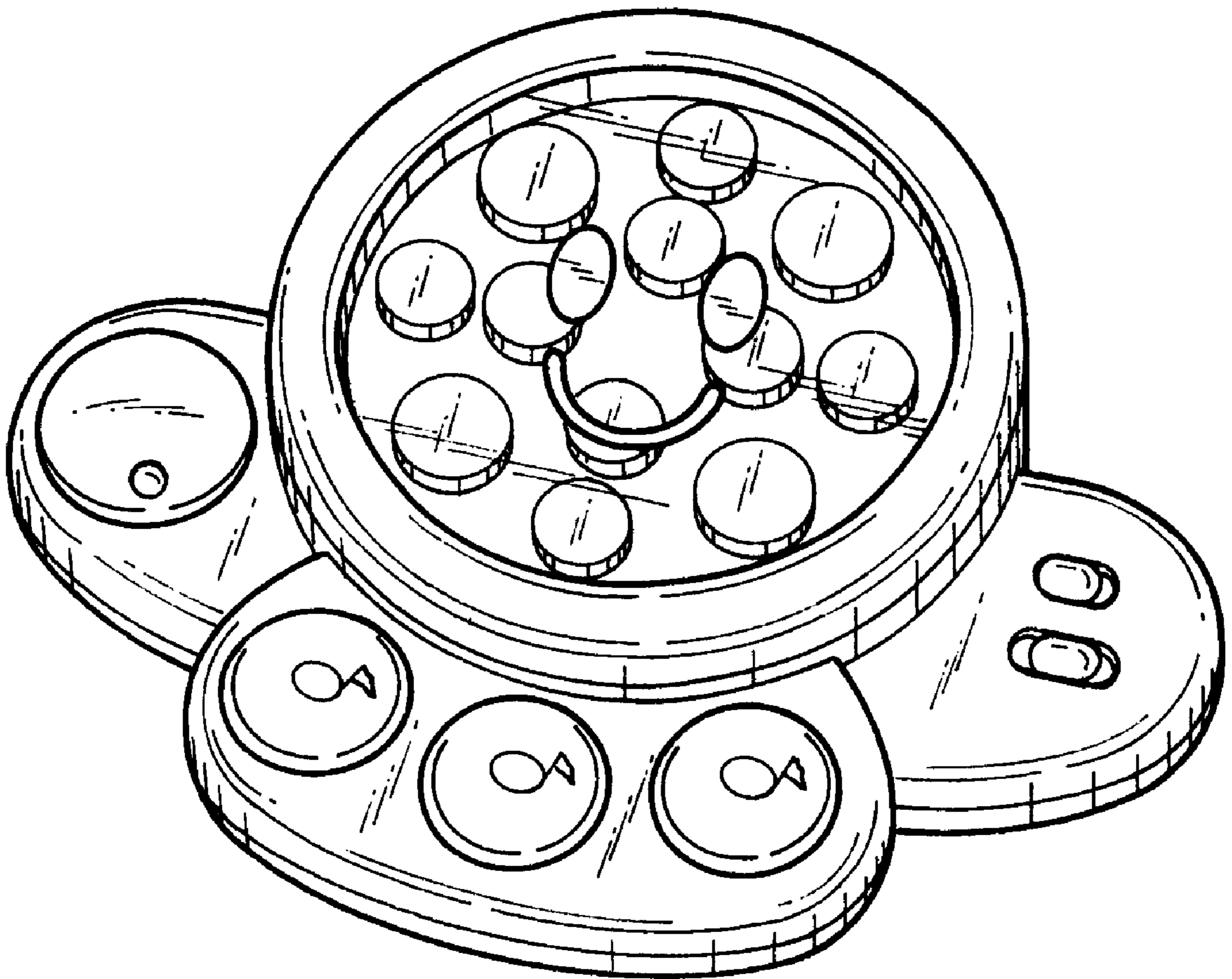


FIG. 1

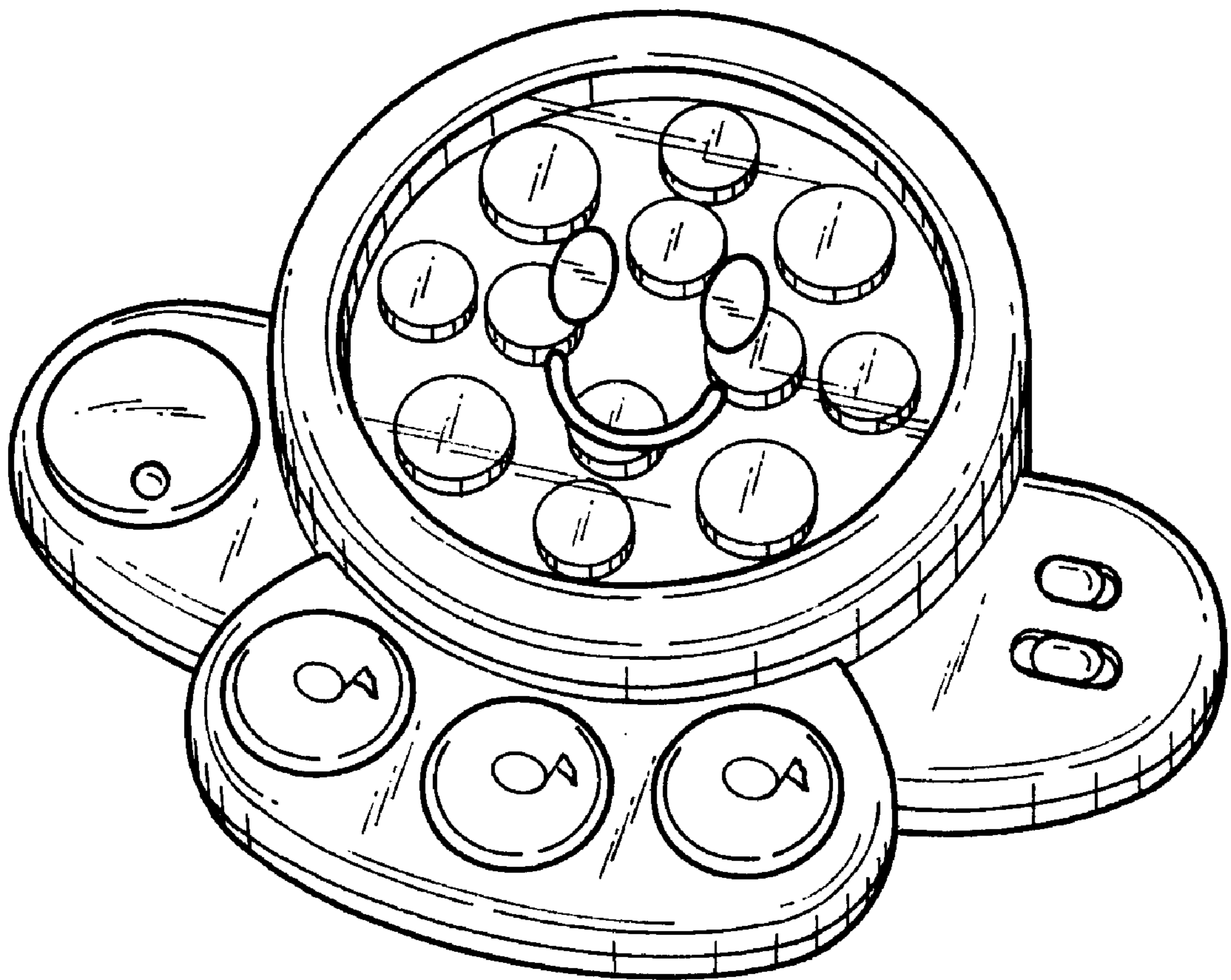


FIG. 2

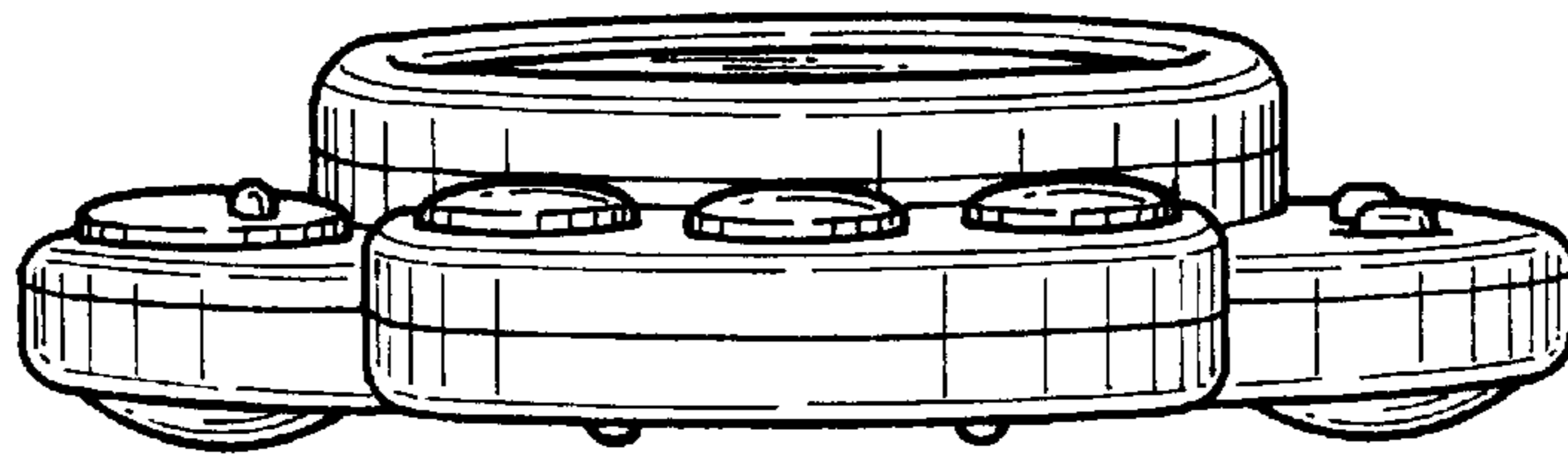


FIG. 3

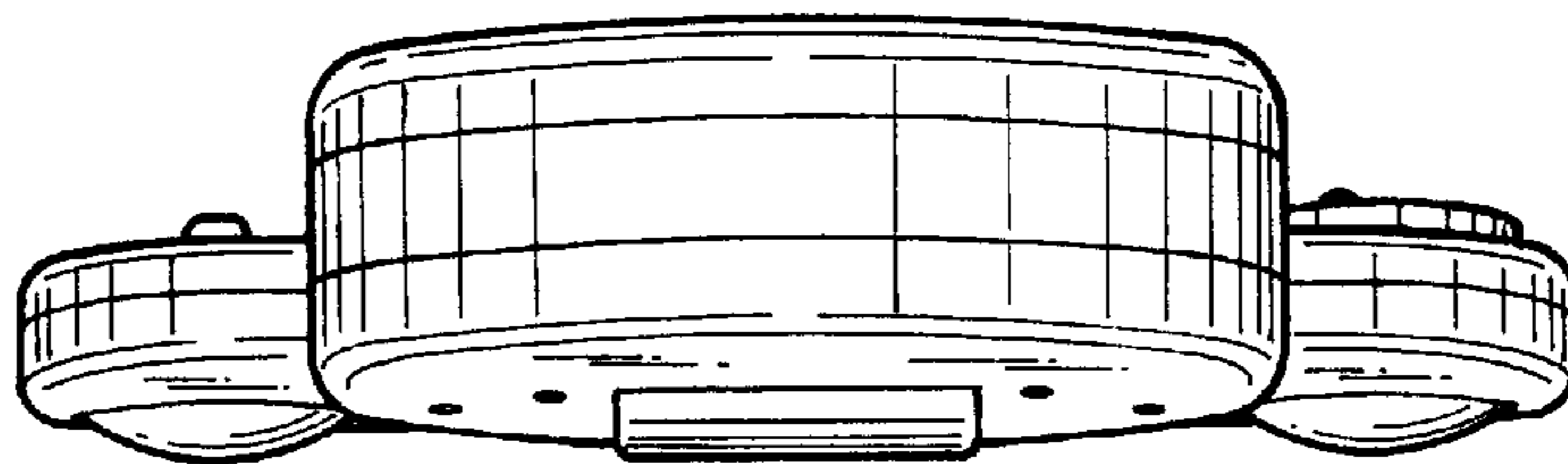


FIG. 4




FIG. 5




FIG. 6

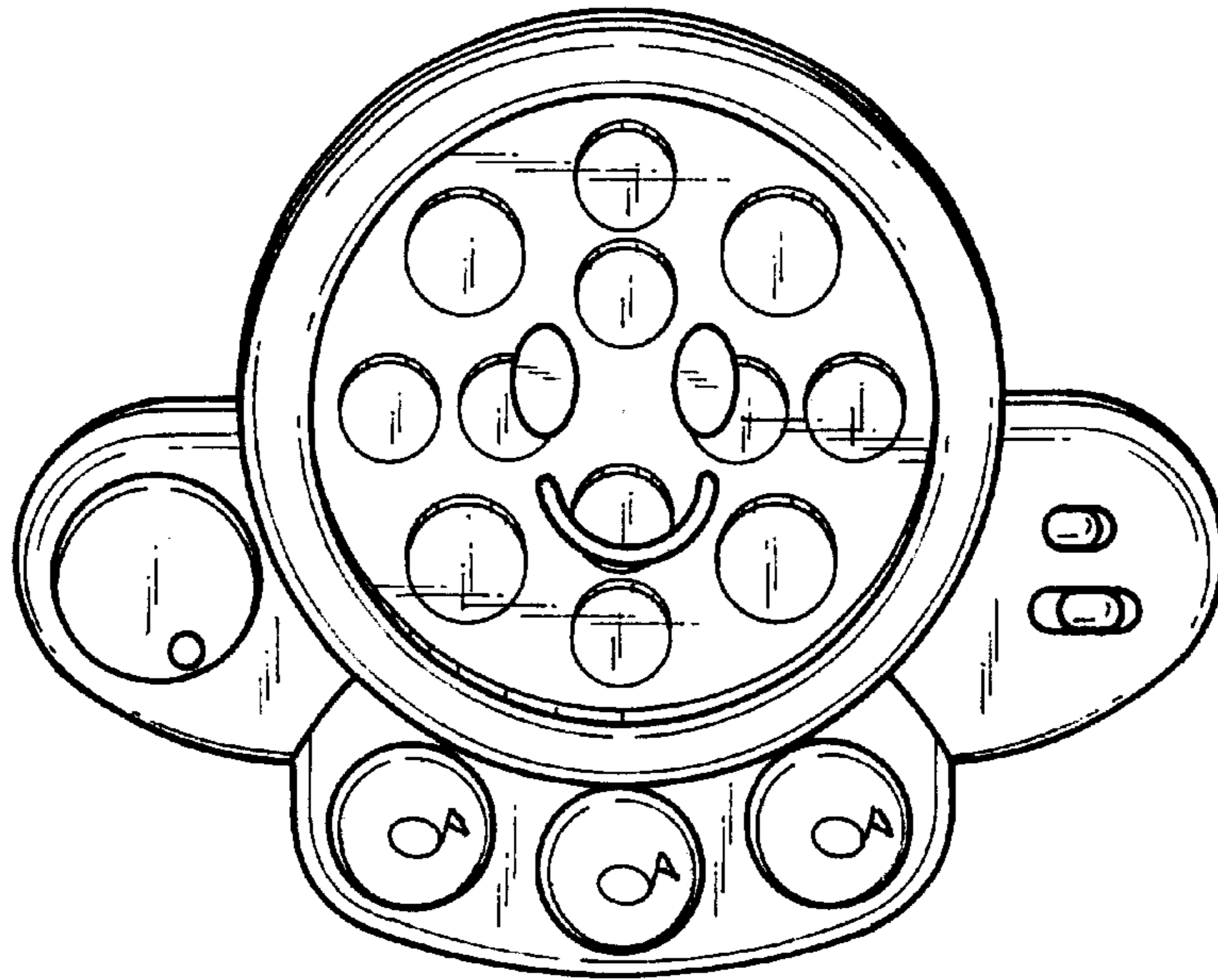


FIG. 7

