



US00D457192S

(12) **United States Design Patent** (10) **Patent No.:** **US D457,192 S**
Whittier et al. (45) **Date of Patent:** **** May 14, 2002**

(54) **RETAIL SIGNAGE WITH HANGING ELEMENT**

(75) Inventors: **Michael Whittier; Jeremy A. Clark,**
both of Minneapolis, MN (US)

(73) Assignee: **Target Brands, Inc.,** Minneapolis, MN
(US)

(**) Term: **14 Years**

(21) Appl. No.: **29/138,640**

(22) Filed: **Mar. 16, 2001**

(51) **LOC (7) Cl.** **20-02**

(52) **U.S. Cl.** **D20/42**

(58) **Field of Search** D20/10, 39, 40,
D20/42; 40/1, 124, 124.1, 124.2, 124.4,
584, 617, 618, 624

(56) **References Cited**

U.S. PATENT DOCUMENTS

D411,580 S	*	6/1999	Adams	D20/42
D421,234 S	*	2/2000	Hall et al.	D20/42
D433,457 S	*	11/2000	Linton	D20/42
D439,619 S	*	3/2001	Swann	D20/42

* cited by examiner

Primary Examiner—Marcus A. Jackson
(74) *Attorney, Agent, or Firm*—Faegre & Benson LLP

(57) **CLAIM**

The ornamental design for retail signage with hanging element, as shown and described.

DESCRIPTION

FIG. 1 is a view in perspective of a retail signage with hanging element, with the broken line showing for illustrative purposes only and forming no part of the claimed design;

FIG. 2 is a front view of the retail signage with hanging element of FIG. 1.

FIG. 3 is a rear view of the retail signage with hanging element of FIG. 1.

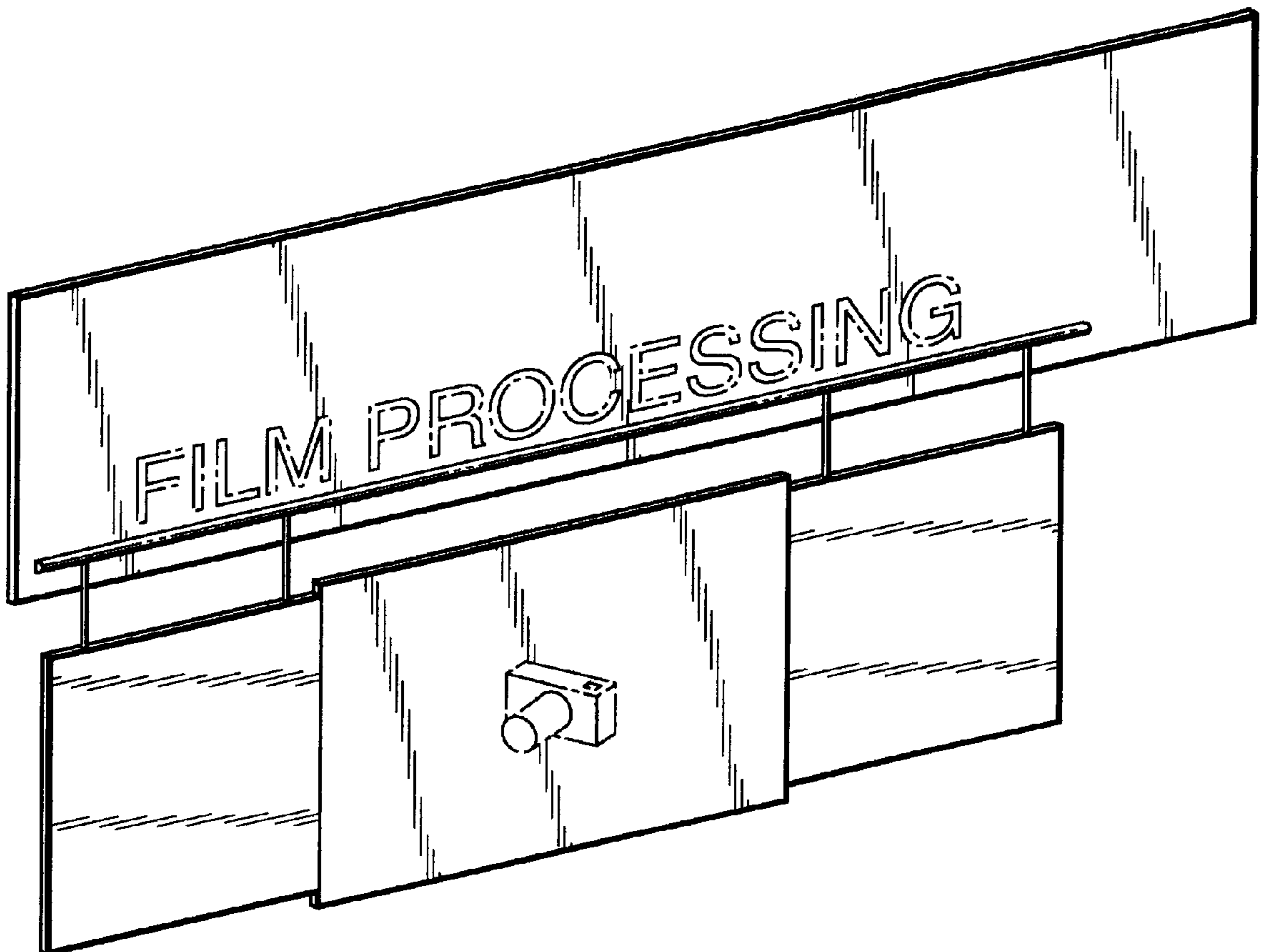
FIG. 4 is a top view of the retail signage with hanging element of FIG. 1.

FIG. 5 is a bottom view of the retail signage with hanging element of FIG. 1.

FIG. 6 is a side view of the retail signage with hanging element of FIG. 1; and,

FIG. 7 is a side view of the retail signage with hanging element of FIG. 1.

1 Claim, 3 Drawing Sheets



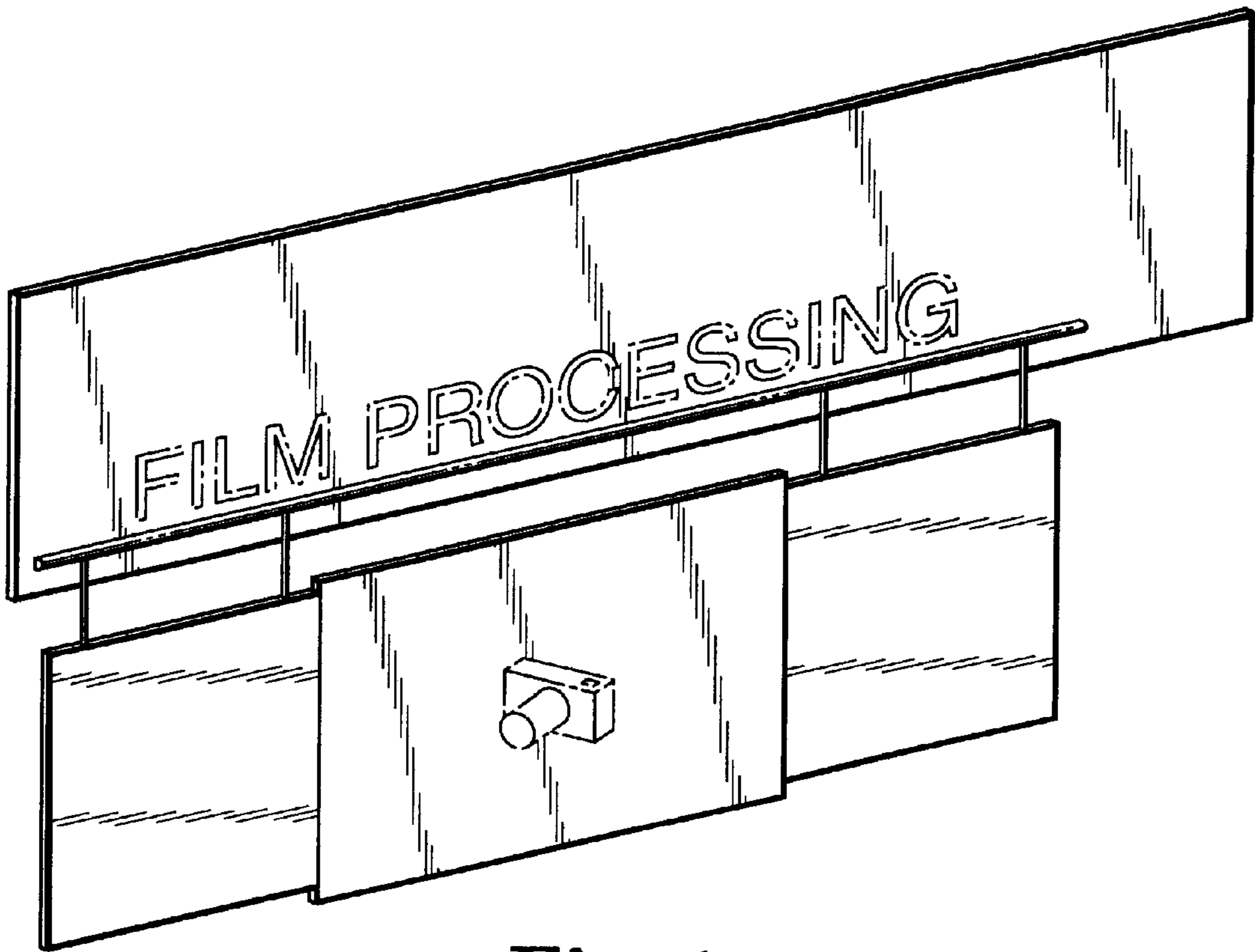


Fig. 1

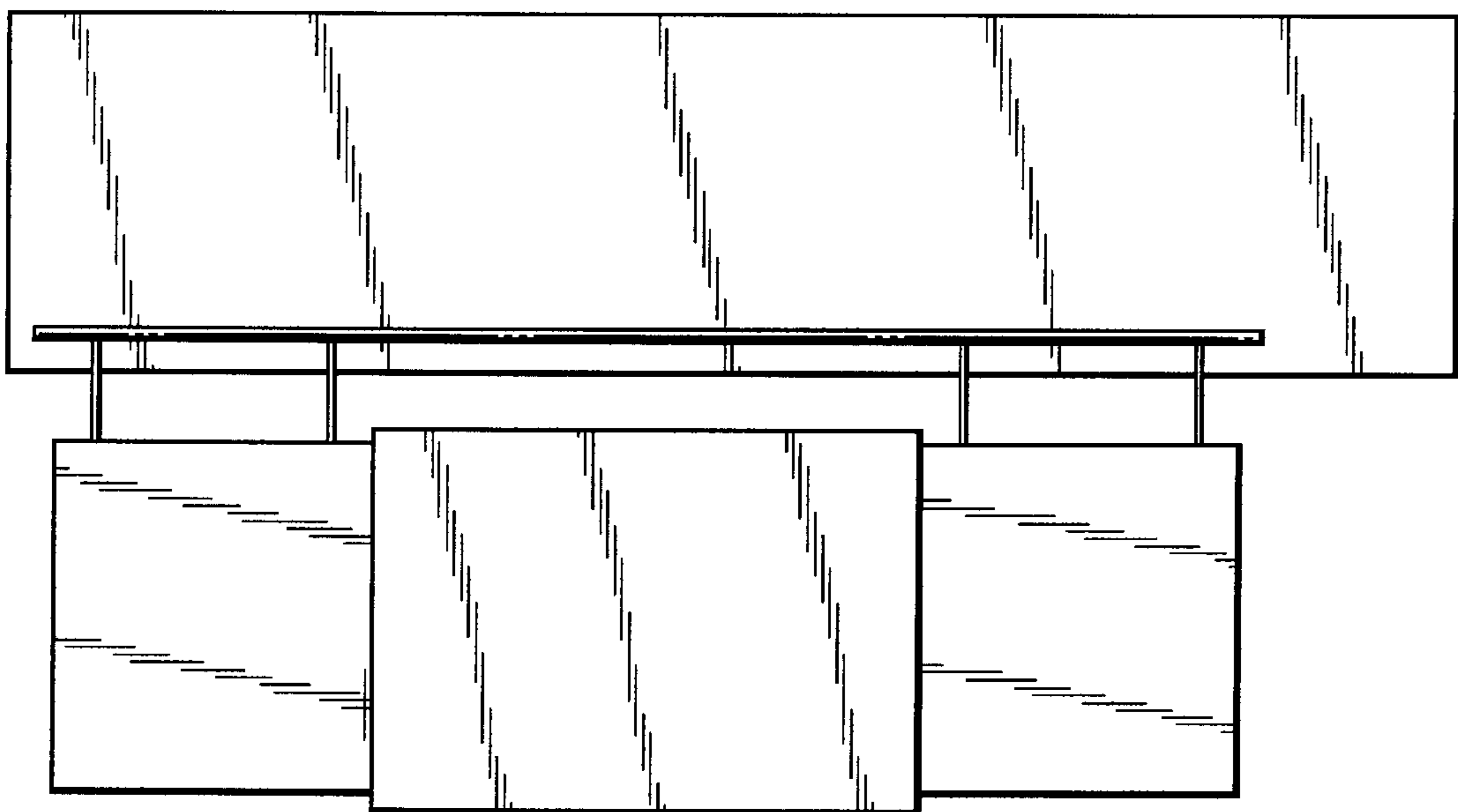


Fig. 2

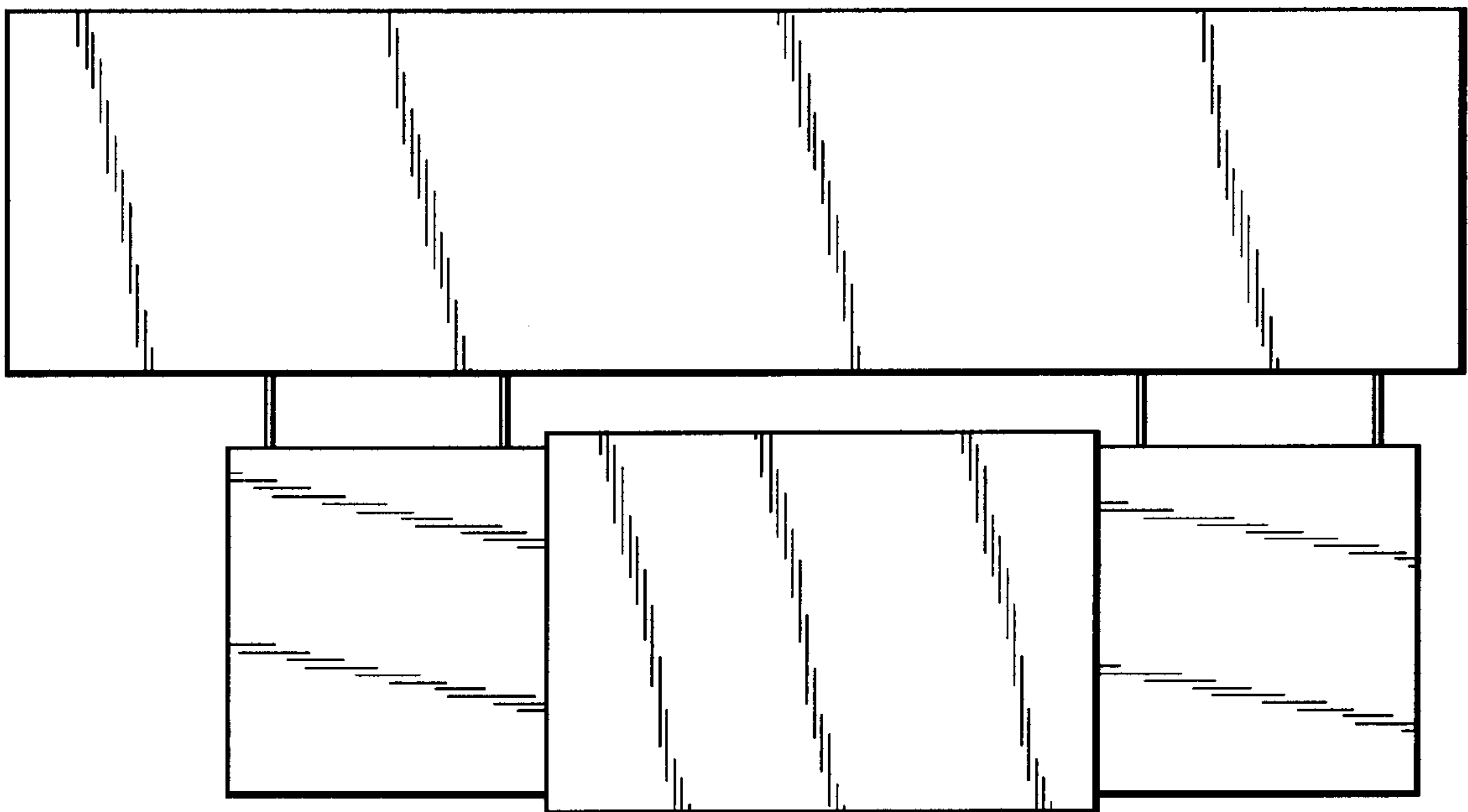


Fig. 3




Fig. 4




Fig. 5



Fig. 6



Fig. 7