



US00D457191S

(12) **United States Design Patent**
Slater et al.

(10) **Patent No.:** **US D457,191 S**

(45) **Date of Patent:** **** May 14, 2002**

(54) **DESK ORGANIZER**

(75) Inventors: **Owen Slater**, Chicago, IL (US); **Jill Hunt**, Lakewood, OH (US); **Daniel Luchay**; **John Van Akkeren**, both of Chicago, IL (US)

(73) Assignee: **Thermos L.L.C.**, Schaumburg, IL (US)

(**) Term: **14 Years**

(21) Appl. No.: **29/144,773**

(22) Filed: **Jul. 10, 2001**

(51) **LOC (7) Cl.** **19-06**

(52) **U.S. Cl.** **D19/78; D19/79; D19/85; D19/95**

(58) **Field of Search** D19/35, 36, 65, D19/75, 77-79, 81-85, 86, 92, 95, 99, 100; 206/214, 224, 371; 211/10, 11, 13.1, 69.1-69.9, 163, 126.1, 126.13, 126.14

(56) **References Cited**

U.S. PATENT DOCUMENTS

D181,245 S * 10/1957 Boker D19/75
D252,935 S * 9/1979 Henkels D19/77
4,384,647 A * 5/1983 Schweizer 206/371

D332,968 S * 2/1993 Peersmann D19/77
D333,159 S * 2/1993 Peersmann D19/78
D333,841 S * 3/1993 Henrickson D19/78
D336,110 S * 6/1993 Peersmann D19/77
D342,095 S * 12/1993 Peersmann D19/78

* cited by examiner

Primary Examiner—Martie K. Holtje

(74) *Attorney, Agent, or Firm*—Wood, Phillips, VanSanten, Clark & Mortimer

(57) **CLAIM**

The ornamental design for a desk organizer, as shown and described.

DESCRIPTION

FIG. 1 is a perspective view of our desk organizer as seen from the front and the left thereof;

FIG. 2 is a top plan view of our desk organizer;

FIG. 3 is a front elevation of our desk organizer;

FIG. 4 is a left side elevation of our desk organizer, it being understood that the right side elevation of our desk organizer is a mirror image of this figure; and,

FIG. 5 is a rear elevation of our desk organizer.

The bottom of our desk organizer is plain and unornamented.

1 Claim, 3 Drawing Sheets

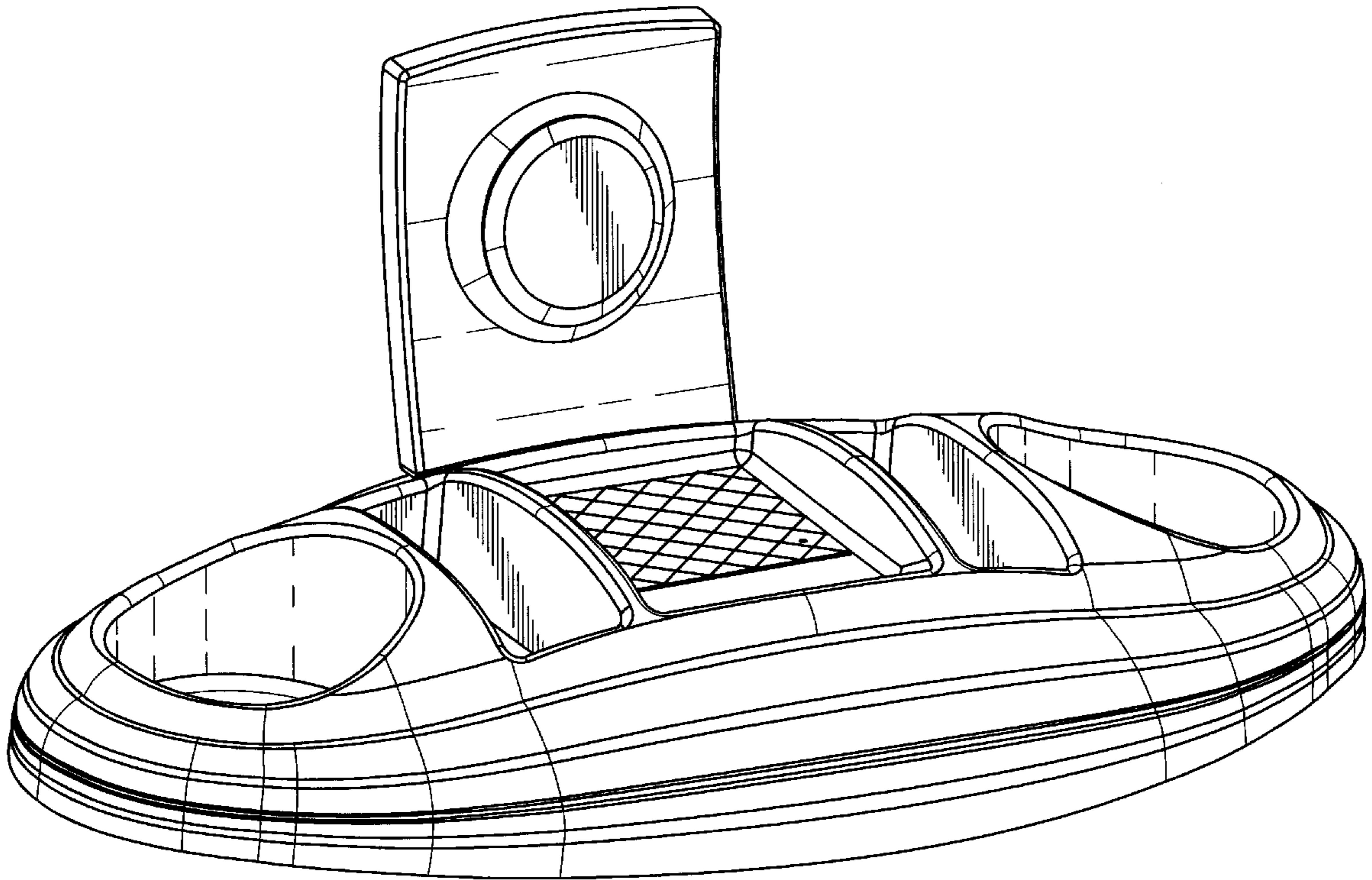


Fig. 1

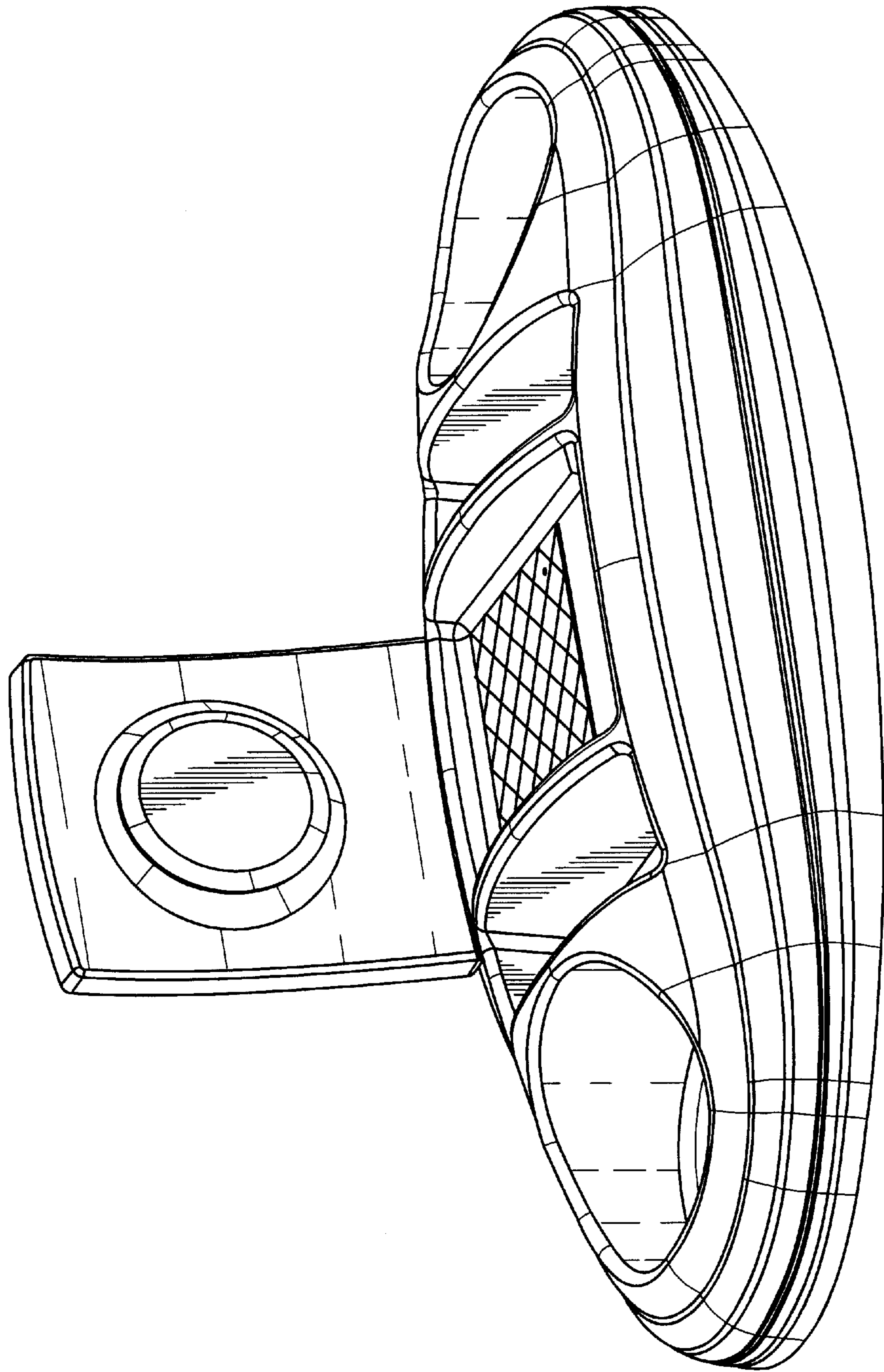


Fig. 2




Fig. 3




Fig. 4

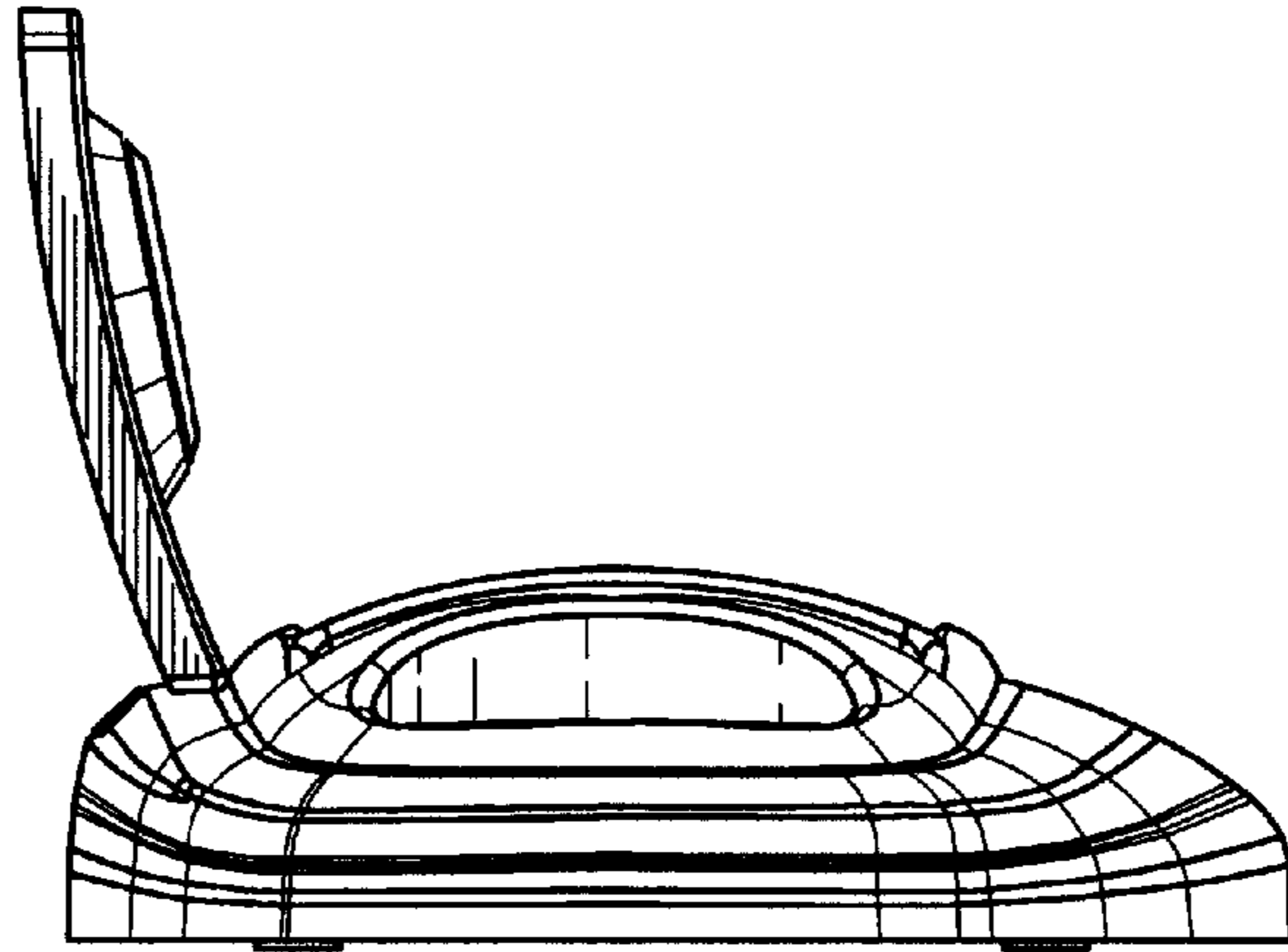


Fig. 5

