



US00D457187S

(12) **United States Design Patent**
Mittersinker et al.

(10) **Patent No.:** **US D457,187 S**

(45) **Date of Patent:** **** May 14, 2002**

(54) **WRITING INSTRUMENT**

(75) Inventors: **Gregor Mittersinker**, Warwick, RI
(US); **Brian Conaty**, Wilmington, DE
(US)

(73) Assignee: **A.T.X. International, Inc.**, Lincoln, RI
(US)

(**) Term: **14 Years**

(21) Appl. No.: **29/146,284**

(22) Filed: **Aug. 7, 2001**

(51) **LOC (7) Cl.** **19-06**

(52) **U.S. Cl.** **D19/51; D19/48; D19/55;**
D19/56

(58) **Field of Search** **D19/35, 36, 41-51,**
D19/53-58, 81-85; 401/6, 7, 88, 99, 100,
101, 104-106, 107-117, 209; 24/10 R,
11 R, 11 F, 11 PP

(56) **References Cited**

U.S. PATENT DOCUMENTS

D28,558 S	5/1898	Goldsmith	
D89,816 S	5/1933	Tefft	
D96,022 S	* 6/1935	Cuthbert	D19/51
D100,125 S	6/1936	Rominger	
D159,095 S	* 6/1950	Peterson et al.	D19/43
2,881,736 A	* 4/1959	Zepelovitch	D19/51 X
D188,972 S	10/1960	Young	

D217,646 S	5/1970	DeGroft	
D221,265 S	7/1971	Wakai	
D343,418 S	* 1/1994	Dugelay	D19/51
D356,598 S	3/1995	Thompson et al.	
D397,150 S	* 8/1998	Izushima	D19/55 X
D407,437 S	3/1999	Worther	
D410,673 S	6/1999	Martin et al.	
D410,952 S	6/1999	Hadtke et al.	
D429,280 S	* 8/2000	Mittersinker	D19/49
D436,996 S	1/2001	Izushima	
D449,856 S	* 10/2001	Matsuzaki et al.	D19/43

* cited by examiner

Primary Examiner—Martie K. Holtje

(74) *Attorney, Agent, or Firm*—Notaro & Michalos P.C.

(57) **CLAIM**

The ornamental design for a writing instrument, as shown and described.

DESCRIPTION

FIG. 1 is a front end, top perspective view of my new design with the writing tip retracted;

FIG. 2 is a front elevational view thereof;


FIG. 3 is a rear elevational view thereof;

FIG. 4 is a right side elevational view thereof, the left side being a mirror image;

FIG. 5 is a top plan view thereof; and,

FIG. 6 is a bottom plan view thereof.

1 Claim, 3 Drawing Sheets






FIG. 1




FIG. 2




FIG. 3




FIG. 4

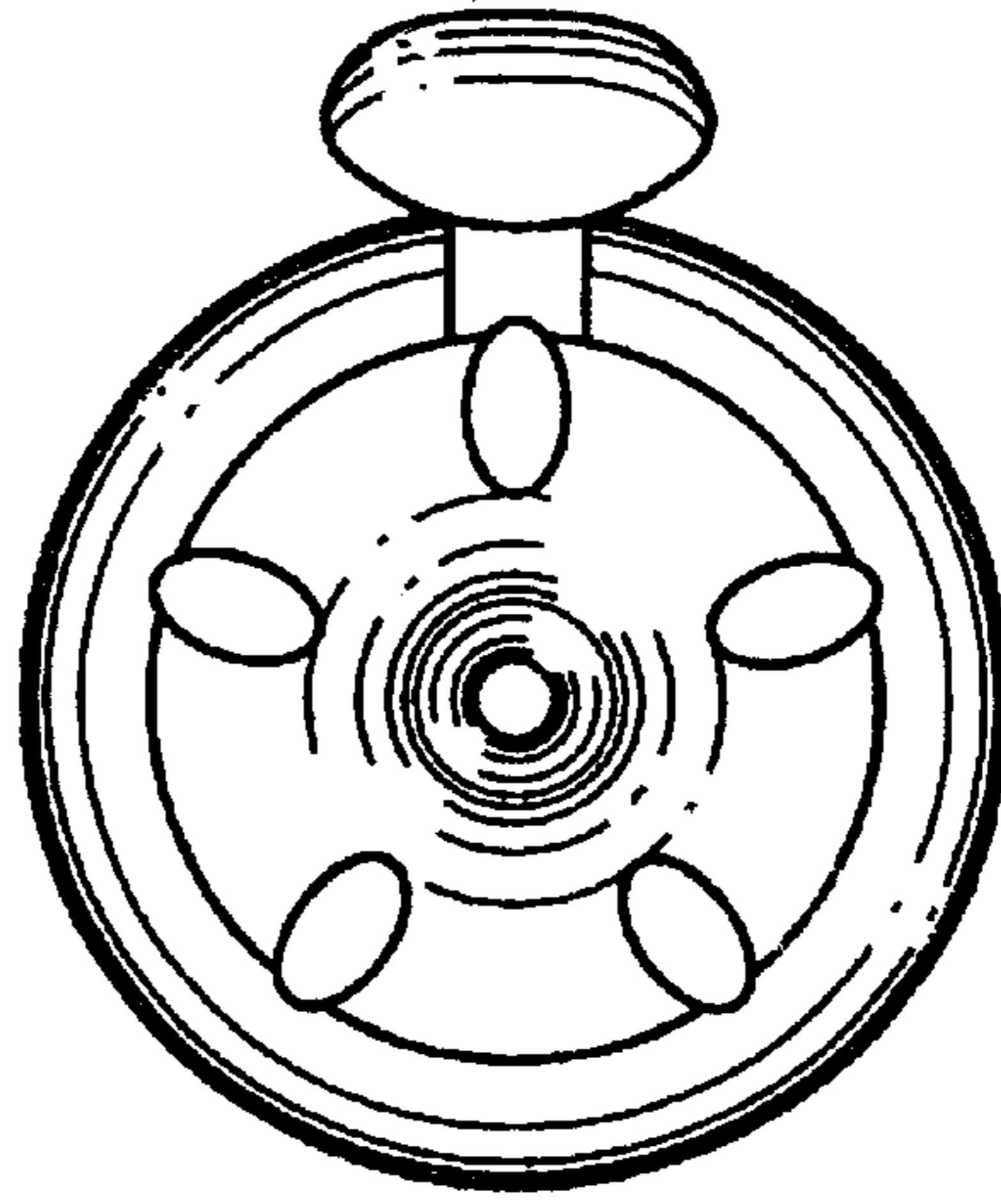


FIG. 5

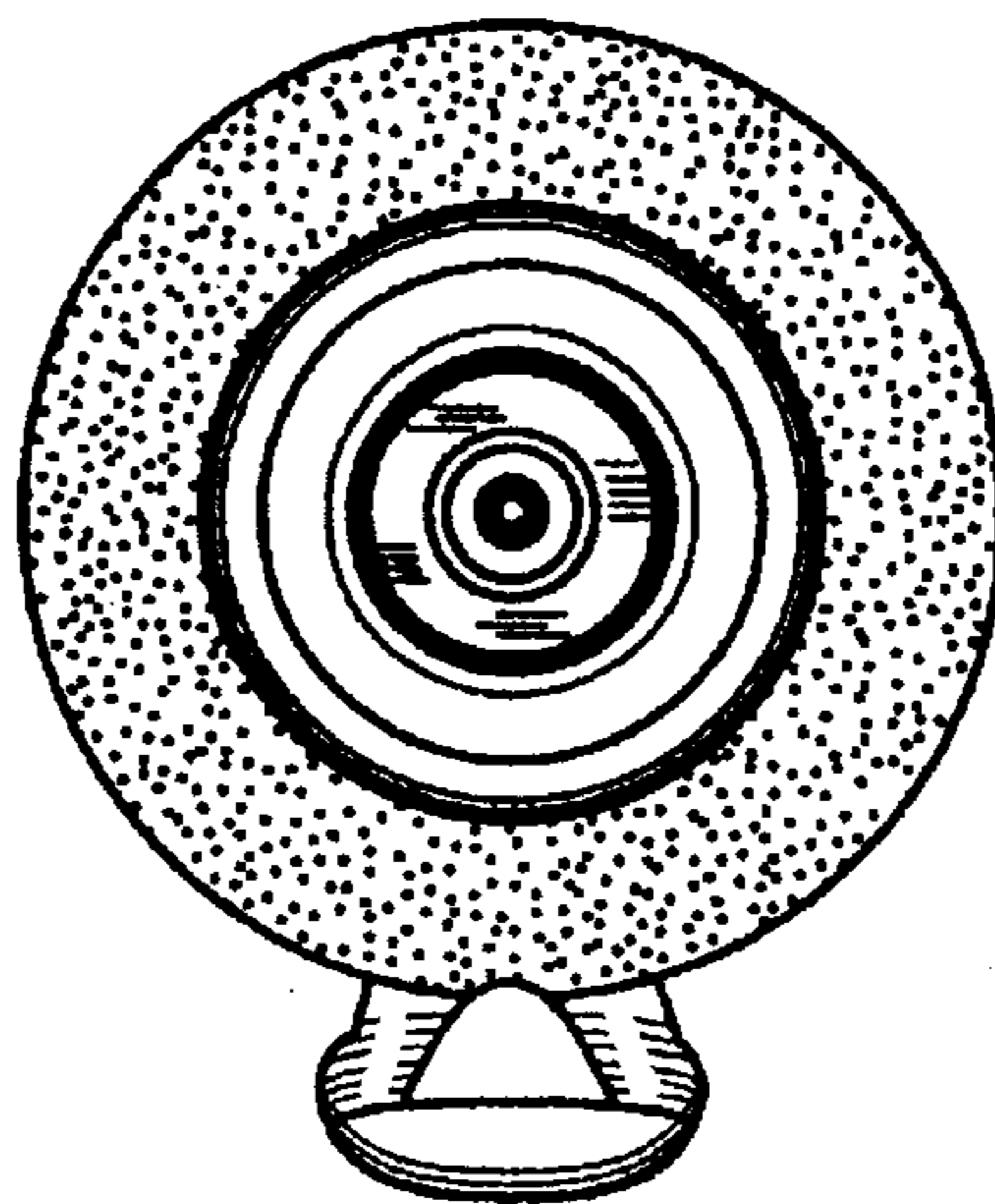


FIG. 6