



US00D457171S

(12) **United States Design Patent**
Fowler

(10) **Patent No.:** **US D457,171 S**

(45) **Date of Patent:** **** May 14, 2002**

(54) **SNOW THROWER**

(75) **Inventor:** **Dennis Fowler**, Brunswick, OH (US)

(73) **Assignee:** **MTD Products Inc**, Cleveland, OH (US)

(**) **Term:** **14 Years**

(21) **Appl. No.:** **29/137,913**

(22) **Filed:** **Mar. 1, 2001**

(51) **LOC (7) Cl.** **15-03**

(52) **U.S. Cl.** **D15/11**

(58) **Field of Search** D15/11, 12; 37/257, 37/254, 242-251; 180/272; 192/224.2

(56) **References Cited**

U.S. PATENT DOCUMENTS

4,255,879 A	*	3/1981	Greider	37/245
D269,092 S	*	5/1983	Davies, III	D15/12
D270,057 S	*	8/1983	Nakamura	D15/12

D305,125 S	*	12/1989	Hinklin	D15/11
D314,775 S	*	2/1991	Yoshida et al.	D15/11
D320,993 S	*	10/1991	Pink et al.	D15/12
5,123,186 A	*	6/1992	Matushita	37/251
5,410,824 A	*	5/1995	Pedersen	37/242
6,170,179 B1	*	1/2001	Paytas et al.	37/246

* cited by examiner

Primary Examiner—Mitchell Siegel

(74) *Attorney, Agent, or Firm*—Roger Emerson; Daniel A. Thomson; Emerson & Skeriotis

(57) **CLAIM**

The ornamental design for a snow thrower, as shown.

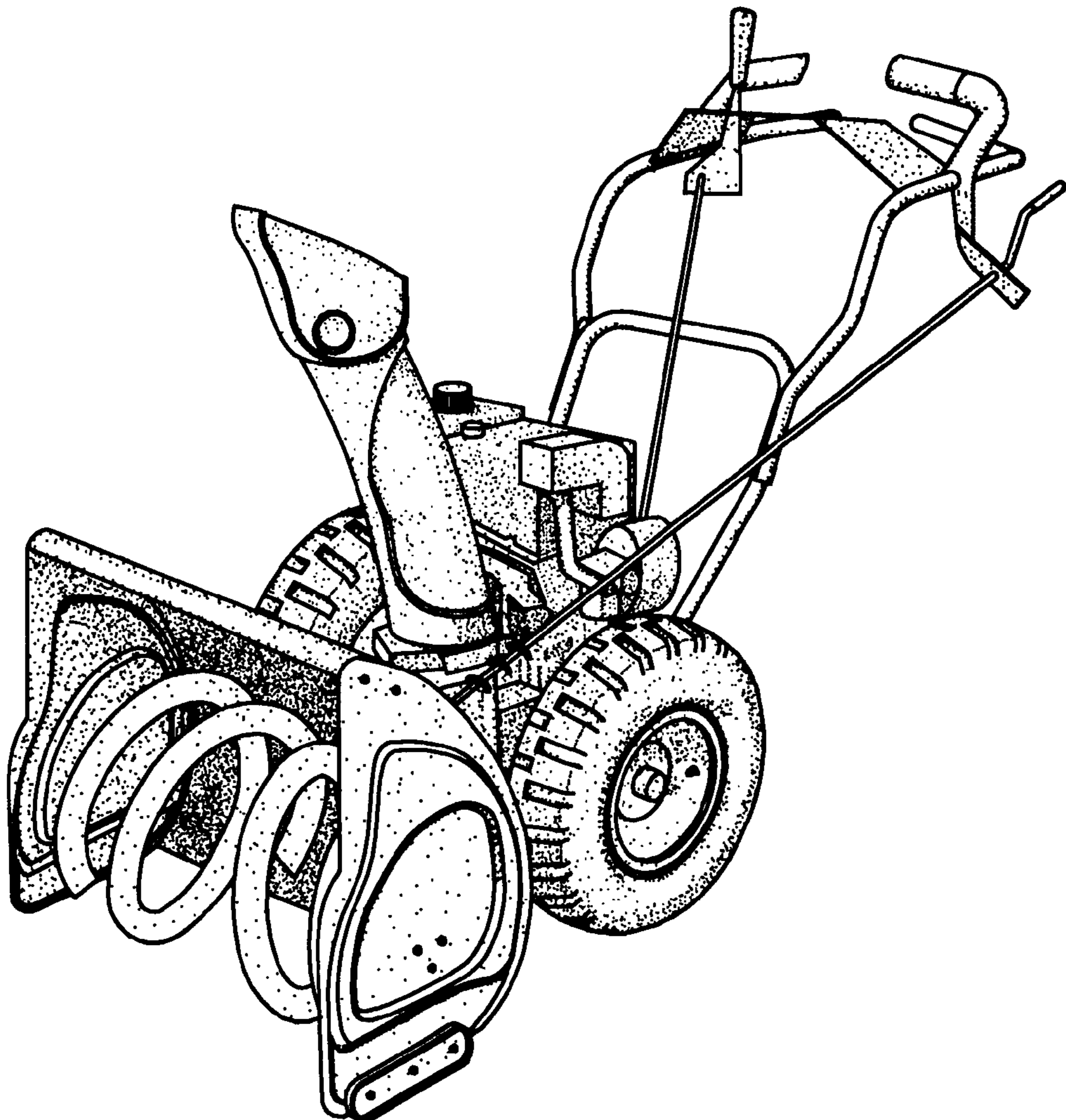
DESCRIPTION

FIG. 1 is a perspective view showing a first embodiment of the new design;

FIG. 2 is a side view thereof; and,

FIG. 3 is a top perspective view thereof.

1 Claim, 1 Drawing Sheet



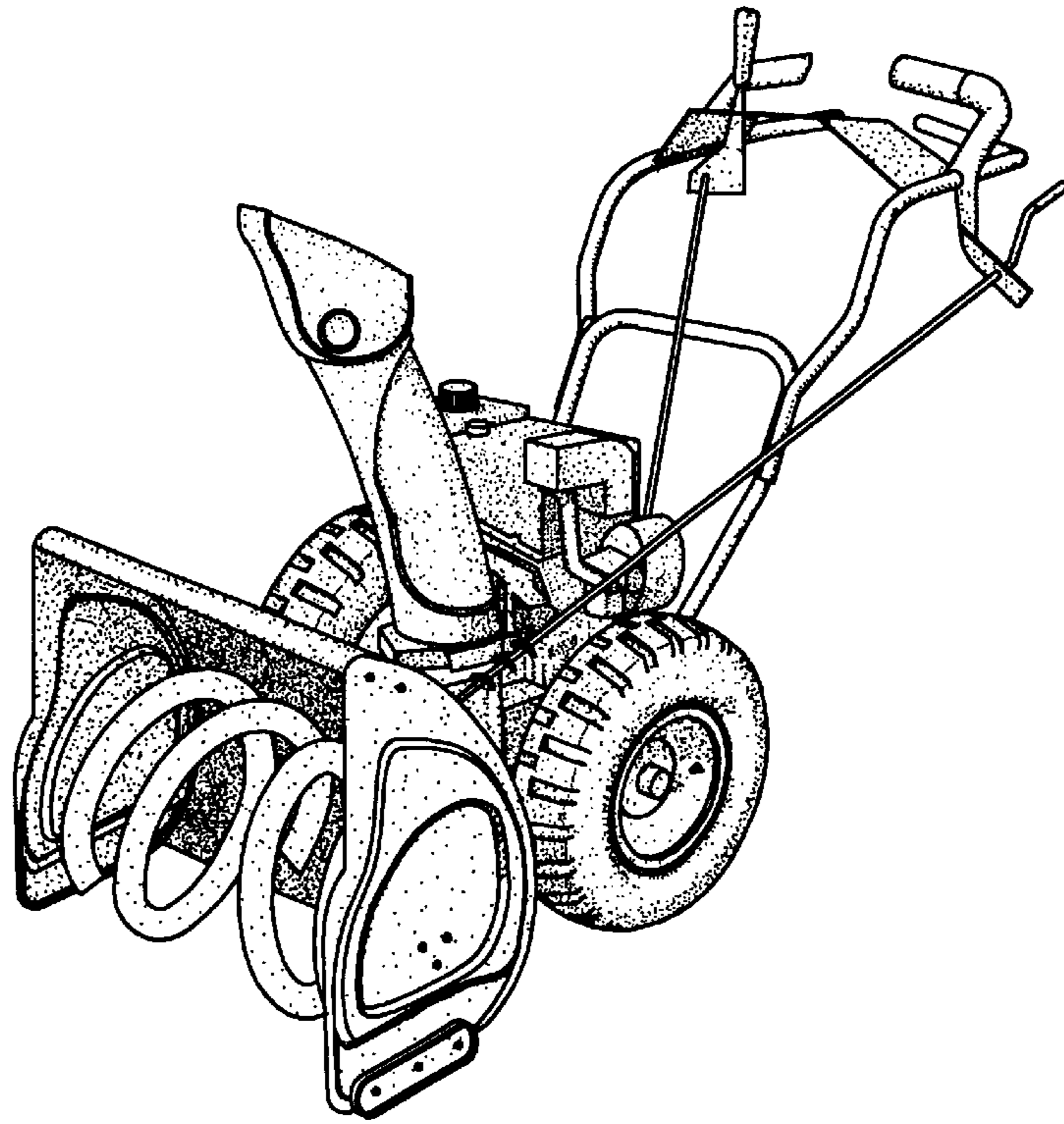


FIG.-1

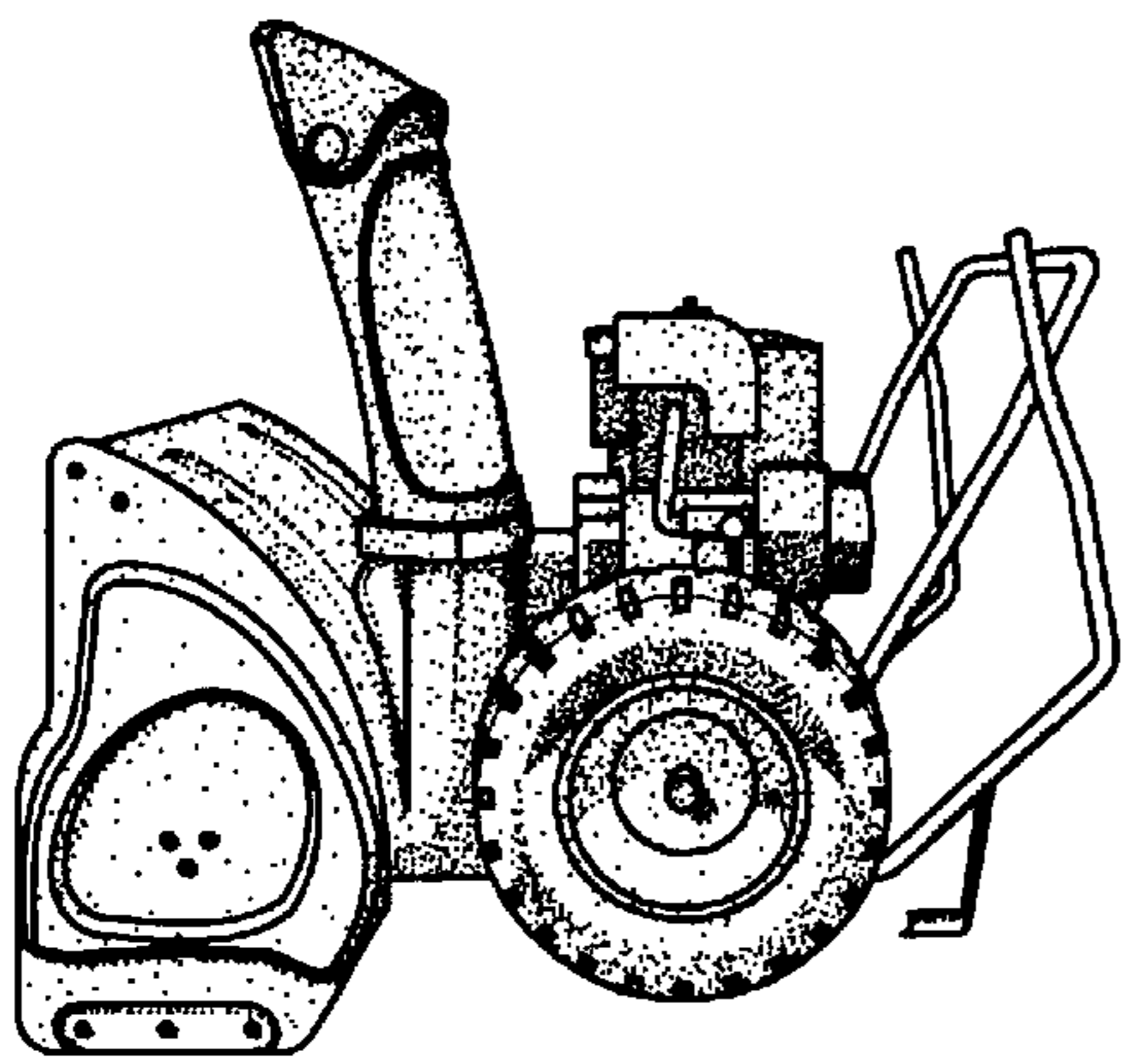


FIG.-2

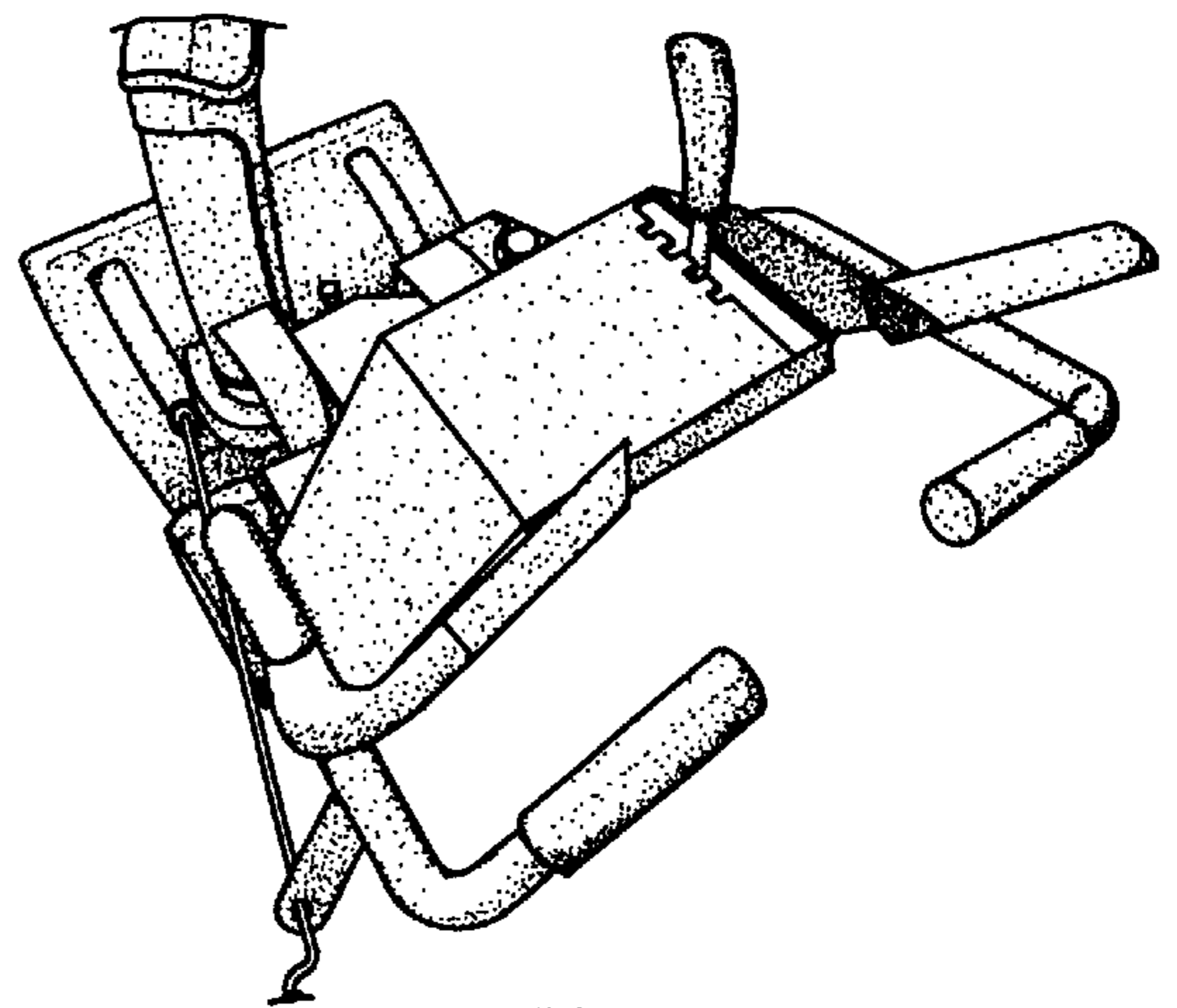


FIG.-3