



US00D457166S

(12) **United States Design Patent**
Burmeister et al.

(10) **Patent No.: US D457,166 S**

(45) **Date of Patent: ** May 14, 2002**

(54) **OUTBOARD MOTOR**

(75) Inventors: **Scott N. Burmeister**, Libertyville;
Robert B. Gowens, Lake Bluff, both of
IL (US); **Peter J. Van Lancker**, Palm
City; **Robert Brady**, Sarasota, both of
FL (US)

(73) Assignee: **Bombardier Motor Corporation of
America**, Grant, FL (US)

(*) Notice: This patent is subject to a terminal dis-
claimer.

(**) Term: **14 Years**

(21) Appl. No.: **29/130,279**

(22) Filed: **Sep. 29, 2000**

(51) **LOC (7) Cl.** **15-01**

(52) **U.S. Cl.** **D15/4**

(58) **Field of Search** D15/1-5; 440/52,
440/84, 88, 900, 3, 4, 6; 123/495; 290/43,
46, 54

(56) **References Cited**

U.S. PATENT DOCUMENTS

D257,353 S	10/1980	Fogolin
D272,357 S	1/1984	Hall et al.
D272,358 S	1/1984	Hall et al.
D274,909 S	7/1984	Ferguson et al.
D275,394 S	9/1984	Ferguson et al.
D275,487 S	9/1984	Ferguson et al.
D286,157 S	10/1986	Mikado et al.
D289,169 S	4/1987	Mikado et al.
D289,170 S	4/1987	Mikado et al.
D318,474 S	7/1991	Reynolds
D323,508 S	1/1992	Hirshberg et al.
D332,265 S	1/1993	Osumi
D358,076 S	5/1995	Woller et al.
D359,290 S	6/1995	Takeuchi
D387,775 S	12/1997	Tekura

5,830,021 A	*	11/1998	Takahashi et al.	440/88
D403,684 S		1/1999	Oishi		
D409,205 S		5/1999	Ohsumi et al.		
D412,911 S		8/1999	Iekura		
D418,519 S		1/2000	Iekura		
D421,444 S		3/2000	Hatch et al.		
D422,599 S		4/2000	Iekura		
D428,616 S	*	7/2000	Iekura	D15/4

OTHER PUBLICATIONS

Advertising of Honda marine outboards at web address
www.honda-marine.com on Aug. 28, 2000.

Advertising of Mercury Marine outboards at web address
www.mercurymarine.com on Aug. 28, 2000.

Advertising of Suzuki marine outboards at web address
www.suzukimarine.com on Aug. 28, 2000.

Advertising of Yamaha marine outboards at web address
www.yamaha-motor.com on Aug. 28, 2000.

* cited by examiner

Primary Examiner—Melody N. Brown

(74) *Attorney, Agent, or Firm*—Pillsbury Winthrop LLP

(57) **CLAIM**

The ornamental design for an outboard motor, as shown and
described.

DESCRIPTION

FIG. 1 is a perspective view of an outboard motor in
accordance with the present invention.

FIG. 2 is a left side view of an outboard motor shown in FIG.
1, the right side view being a mirror image thereof.

FIG. 3 is a rear view of an outboard motor shown in FIG. 1.

FIG. 4 is a front view of an outboard motor shown in FIG.
1; and,

FIG. 5 is a top view of an outboard motor shown in FIG. 1.

The broken lines shown throughout the drawing views are
for illustrative purposes only and form no part of the claim
design.

1 Claim, 2 Drawing Sheets

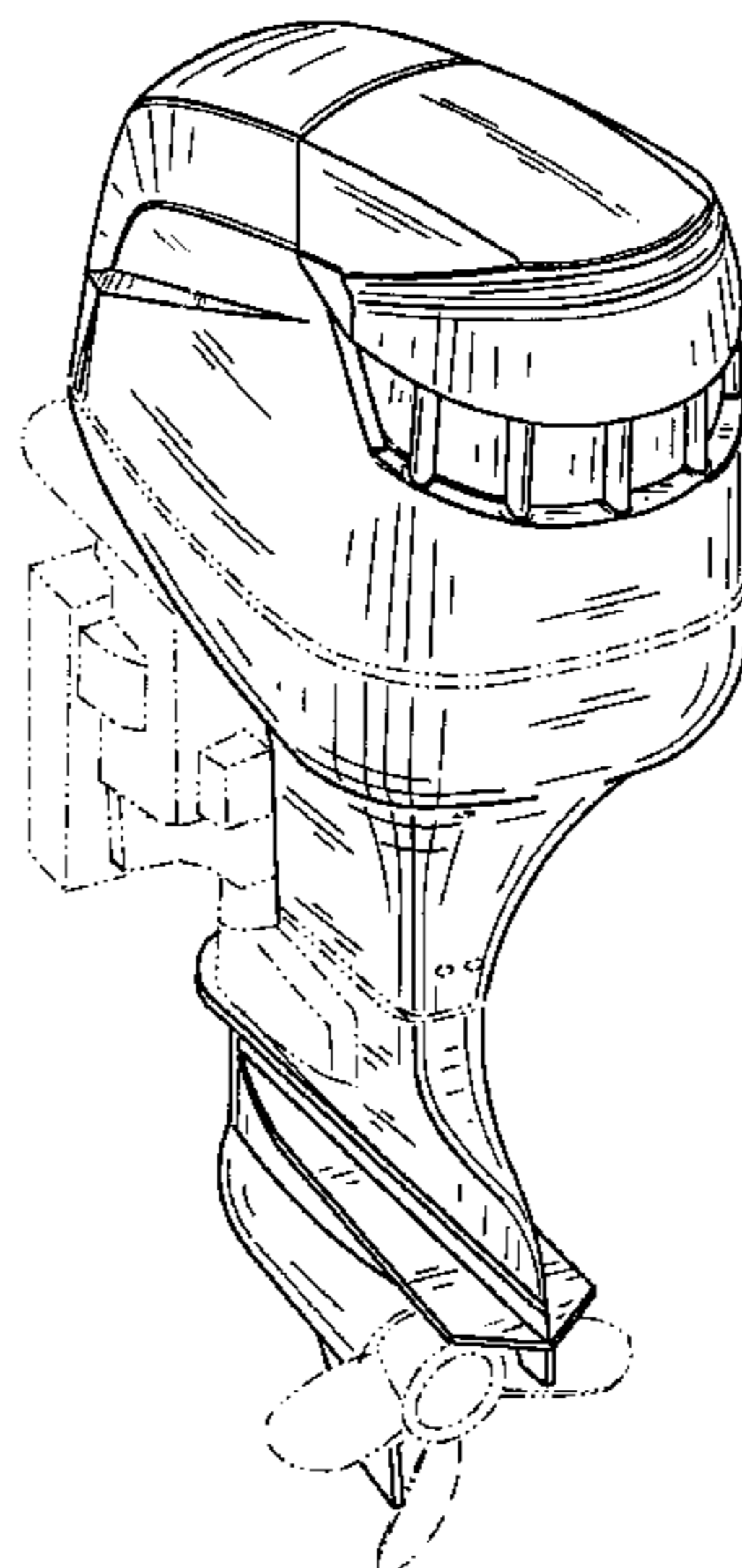


FIG. 1

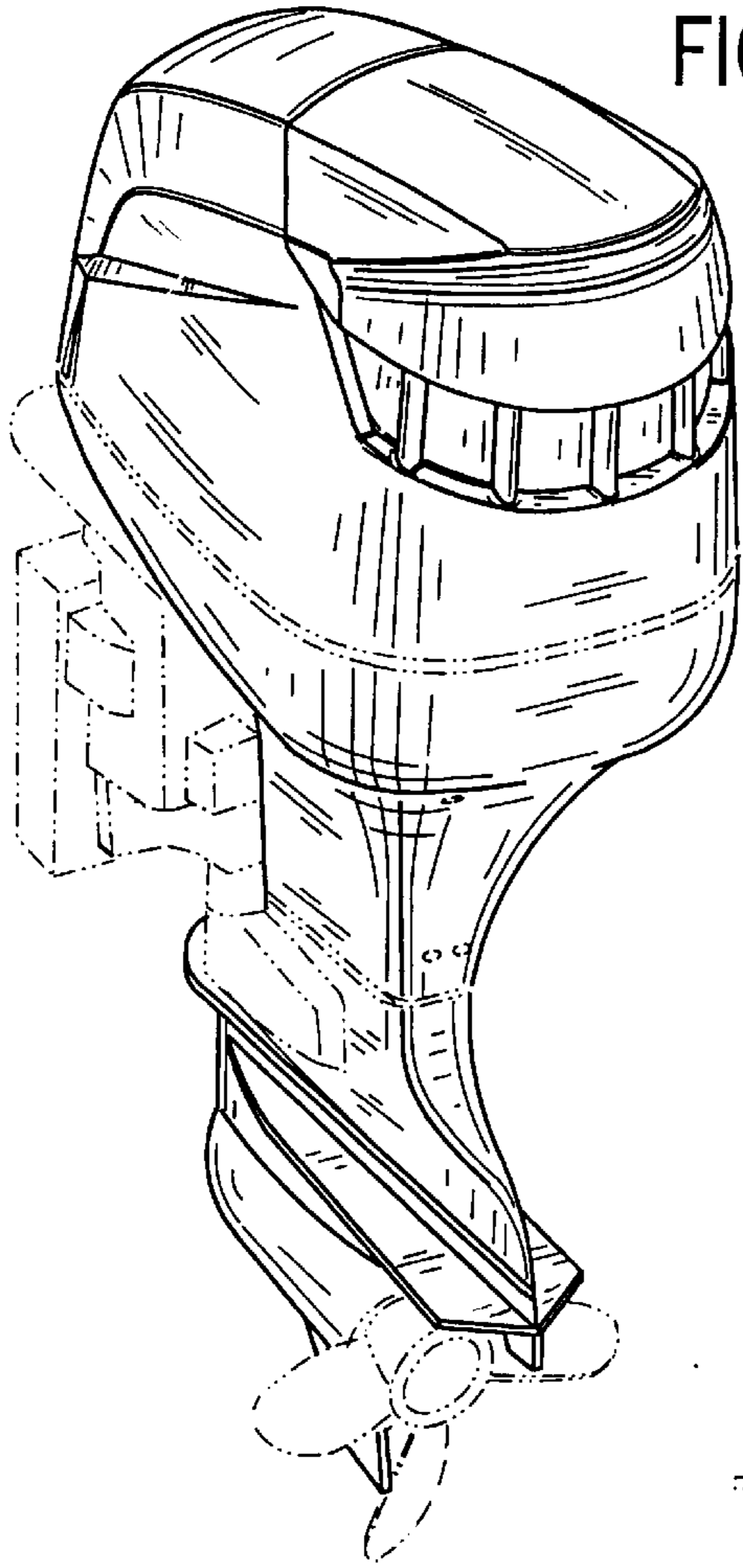


FIG. 2

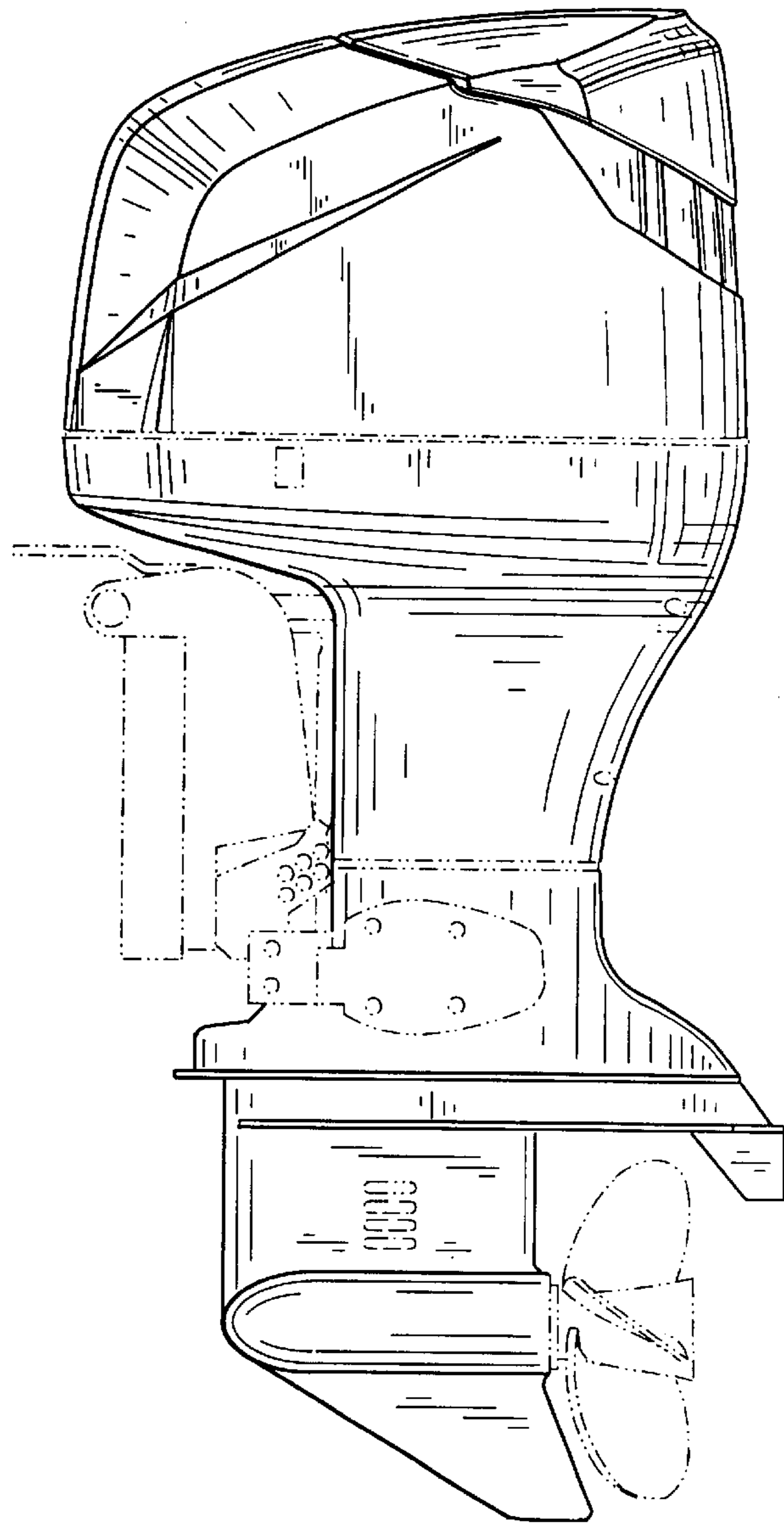


FIG. 3

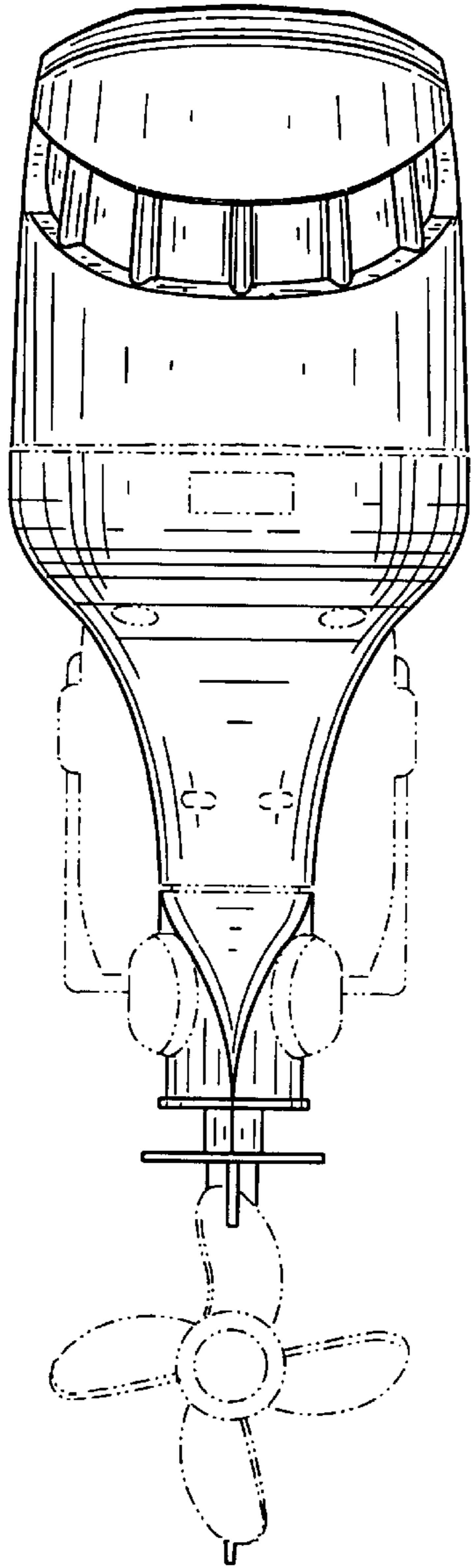


FIG. 4

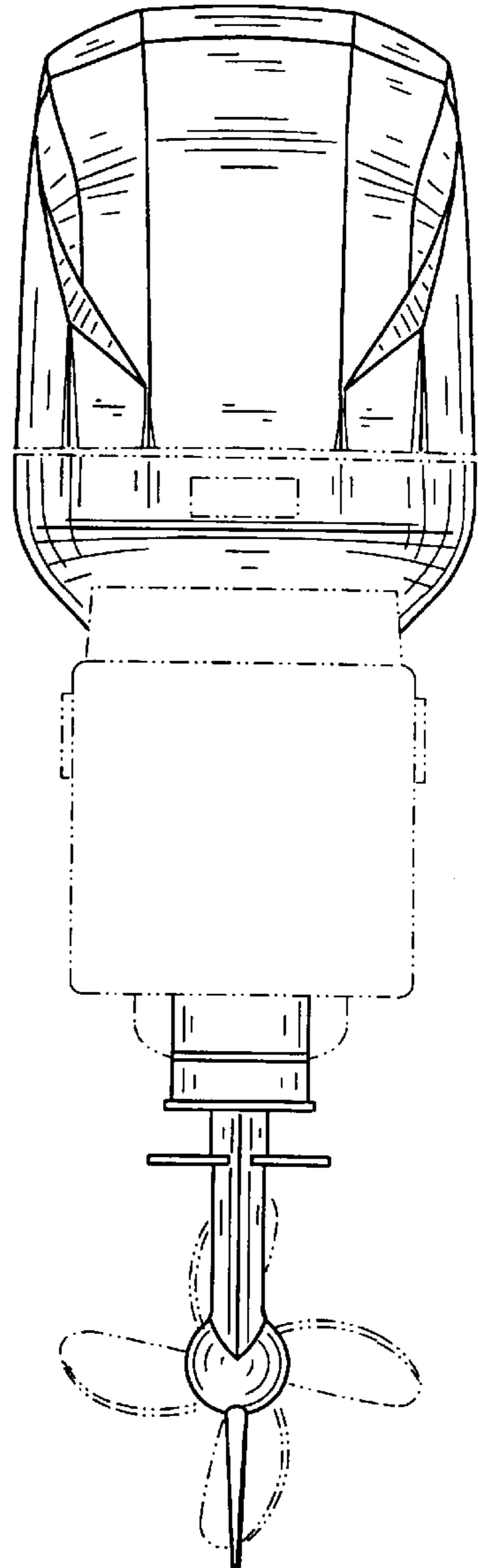


FIG. 5

