



US00D457147S

(12) **United States Design Patent**
Bradley

(10) **Patent No.:** **US D457,147 S**

(45) **Date of Patent:** **** May 14, 2002**

(54) **DECORATIVE CONTROL ENCLOSURE**

D425,031 S * 5/2000 Rooyakkers et al. D13/184
D427,454 S * 7/2000 Munch et al. D6/448

(75) Inventor: **Eddie R. Bradley**, Richardson, TX
(US)

* cited by examiner

(73) Assignee: **Alcatel, societe anonyme**, Paris (FR)

Primary Examiner—Ted Shooman

Assistant Examiner—Selina Sikder

(**) Term: **14 Years**

(74) *Attorney, Agent, or Firm*—William J. Tucker; Craig A. Hoersten; V. Lawrence Sewell

(21) Appl. No.: **29/143,586**

(57) **CLAIM**

(22) Filed: **Jun. 15, 2001**

The ornamental design for the decorative control enclosure, as shown and described.

(51) **LOC (7) Cl.** **13-03**

(52) **U.S. Cl.** **D13/184**

(58) **Field of Search** D6/448; D13/184;
D14/240, 348, 349, 352, 353, 354, 355;
174/35 GC; 312/223.1, 223.2, 265.3; 361/692,
695, 724, 730

DESCRIPTION


(56) **References Cited**

U.S. PATENT DOCUMENTS

- 3,247,312 A * 4/1966 Alessi 174/35 GC
- D307,752 S * 5/1990 Yoshida et al. D14/240
- 5,292,189 A * 3/1994 Lau et al. 312/265.3
- D361,073 S * 8/1995 Walters et al. D14/240
- D379,004 S * 4/1997 Keijser et al. D13/184
- D387,035 S * 12/1997 Hartel et al. D13/184
- D390,835 S * 2/1998 Mayfield, III D13/184
- D423,465 S * 4/2000 Runnalls et al. D13/184

FIG. 1 is a perspective view of a decorative control enclosure of the present invention;
 FIG. 2 is a perspective view of the decorative control enclosure of FIG. 1 with an open door;
 FIG. 3 is a front elevational view of the decorative control enclosure of FIG. 1;
 FIG. 4 is a rear elevational view of the decorative control enclosure of FIG. 1;
 FIG. 5 is a left side elevational view of the decorative control enclosure of FIG. 1, the right view being a mirror image thereof; and,
 FIG. 6 is a top side elevational view of the decorative control enclosure of FIG. 1.

1 Claim, 4 Drawing Sheets






FIG. 1

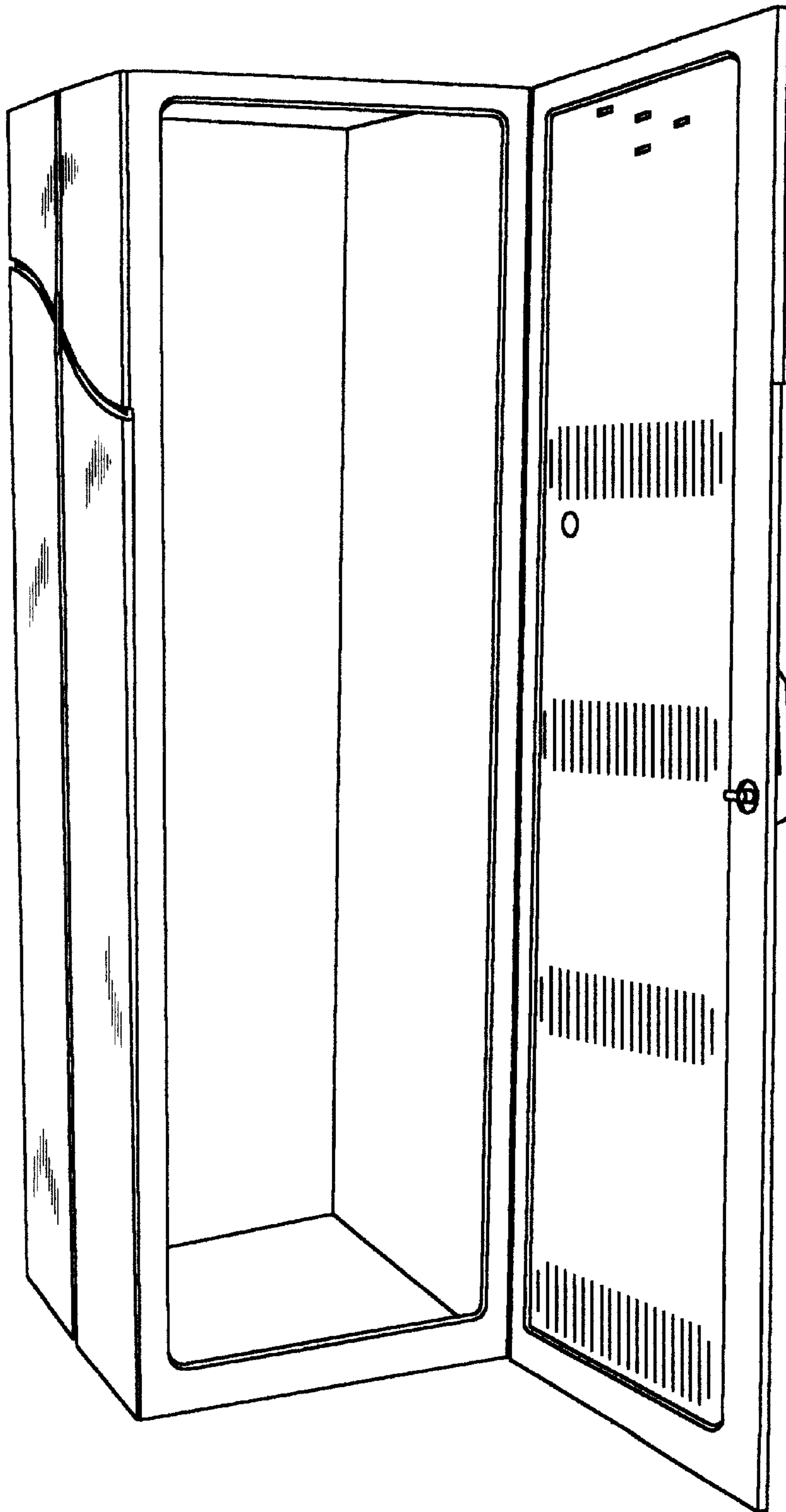


FIG. 2




FIG. 3




FIG. 4

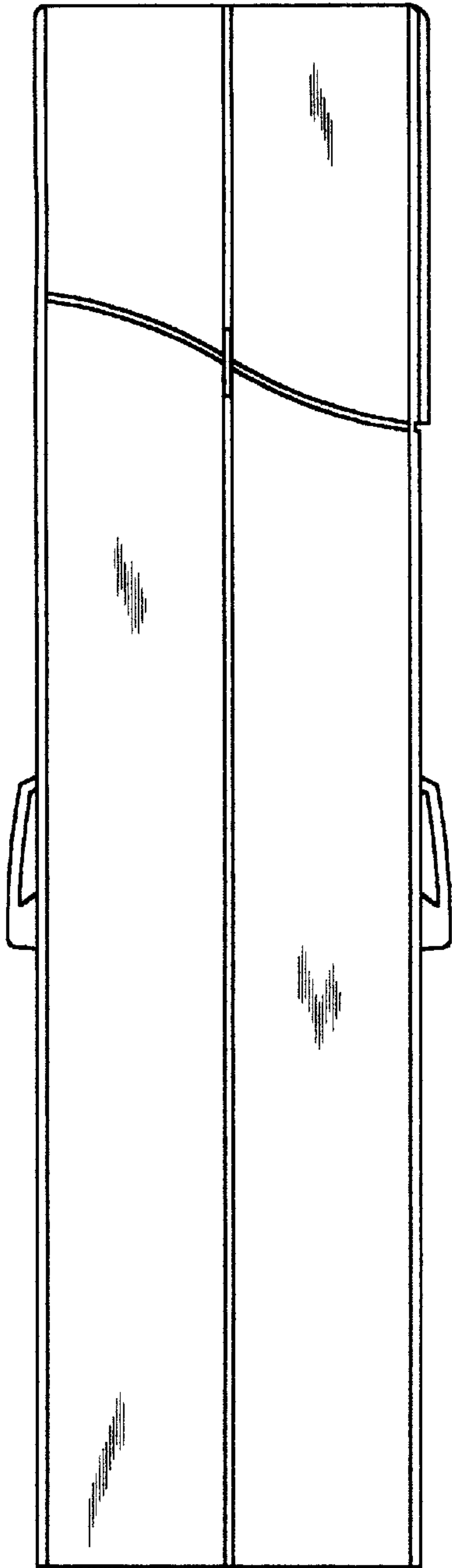


FIG. 5

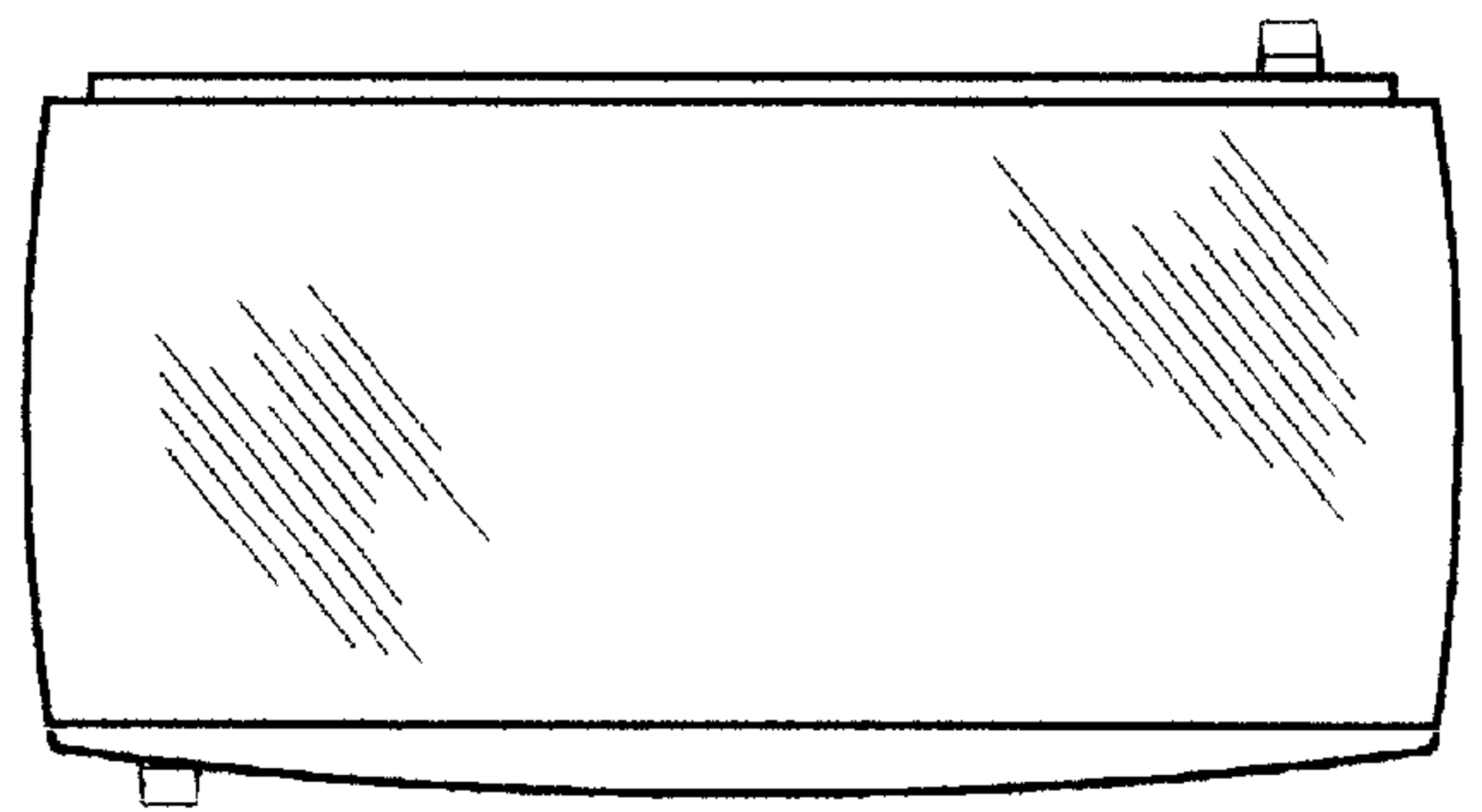


FIG. 6