



US00D457104S

(12) **United States Design Patent**
Domenig

(10) **Patent No.:** **US D457,104 S**

(45) **Date of Patent:** **** May 14, 2002**

(54) **NOVELTY ITEM**

(76) **Inventor:** **Caroline Domenig**, 1110 Whispering Pines, Kernersville, NC (US) 27284

(**) **Term:** **14 Years**

(21) **Appl. No.:** **29/134,325**

(22) **Filed:** **Dec. 18, 2000**

(51) **LOC (7) Cl.** **11-02**

(52) **U.S. Cl.** **D11/160; D11/157**

(58) **Field of Search** D11/131, 157,
D11/158, 160; 446/585, 621, 623, 630;
428/15, 16; 448/385, 386

(56) **References Cited**

U.S. PATENT DOCUMENTS

D129,305 S	*	9/1941	Appelbaum	D11/160
D129,306 S	*	9/1941	Appelbaum	D11/160
D132,364 S	*	5/1942	Powell	D11/160
D250,941 S	*	1/1979	Rudy	D11/158
D252,807 S	*	9/1979	Schnyderite et al.	D11/158
D260,867 S	*	9/1981	Evans	D11/160

D276,899 S	*	12/1984	Deeley et al.	D11/158
D299,321 S	*	1/1989	Smith	D11/158
D341,103 S	*	11/1993	Domenig	D11/131
D350,498 S	*	9/1994	Allord	D11/158
D364,360 S	*	11/1995	Smith	D11/158
D447,441 S	*	9/2001	Veach	D11/160

* cited by examiner

Primary Examiner—Dominic Simone


(57) **CLAIM**

The ornamental design for a novelty item, as shown and described.

DESCRIPTION

FIG. 1 is a perspective view of a novelty item showing a new design;
FIG. 2 is a front elevational view thereof;
FIG. 3 is a rear elevational view thereof;
FIG. 4 is right side elevational view thereof;
FIG. 5 is top plan view thereof;
FIG. 6 is a bottom plan view thereof; and,
FIG. 7 is a left side elevational view thereof.

1 Claim, 7 Drawing Sheets






FIG. 1




FIG. 2




FIG. 3




FIG. 4




FIG. 5



FIG. 6




FIG. 7