



US00D457096S

(12) **United States Design Patent**  
**Rosner**

(10) **Patent No.:** **US D457,096 S**

(45) **Date of Patent:** **\*\* May 14, 2002**

(54) **NOVELTY HEART**

(75) **Inventor:** **Carole Rosner**, Studio City, CA (US)

(73) **Assignee:** **All Better Products, LLC**, Studio City, CA (US)

(\*\*) **Term:** **14 Years**

(21) **Appl. No.:** **29/144,520**

(22) **Filed:** **Jul. 5, 2001**

(51) **LOC (7) Cl.** ..... **11-05**

(52) **U.S. Cl.** ..... **D11/125; D11/157**

(58) **Field of Search** ..... **D11/118, 121, D11/125, 157; D24/194, 208; 428/9, 13**

(56) **References Cited**

**U.S. PATENT DOCUMENTS**

2,703,087 A	3/1955	Newmark	128/359
D207,521 S	4/1967	Durr	D83/1
D273,043 S	3/1984	Rusch	D24/43
D297,824 S	* 9/1988	Schiraldi et al.	D11/157 X
5,006,375 A	* 4/1991	Managan	428/13
D318,252 S	* 7/1991	Bakter	D11/157
D325,004 S	* 3/1992	Tubbs	D11/157
5,104,699 A	4/1992	Pantaleo et al.	428/13
5,256,457 A	10/1993	Pantaleo et al.	428/13
5,540,720 A	7/1996	Ortega	606/235
5,656,341 A	8/1997	Pantaleo	428/13
D391,192 S	* 2/1998	Speedling et al.	D11/157

D403,074 S	12/1998	Piergiorgio et al.	D24/208
5,857,217 A	1/1999	Hsueh	2/170
D408,850 S	* 4/1999	Close	D19/6
D411,624 S	6/1999	Podd	D24/208
6,048,591 A	* 4/2000	Zwiebel	428/9
D435,479 S	* 12/2000	Gansbuehler	D11/118

\* cited by examiner

*Primary Examiner*—Dominic Simone

(74) *Attorney, Agent, or Firm*—Oppenheimer Wolff & Donnelly LLP

(57) **CLAIM**

The ornamental design for a novelty heart, as shown and described.

**DESCRIPTION**

FIG. 1 is a front perspective view of a novelty heart showing my new design;  
 FIG. 2 is a right side view of the novelty heart of FIG. 1, the left side view being a mirror image thereof;  
 FIG. 3 is a top plan view of the novelty heart of FIG. 1;  
 FIG. 4 is a bottom plan view of the novelty heart of FIG. 1;  
 FIG. 5 is a rear perspective view of the novelty heart of FIG. 1; and,  
 FIG. 6 is a cross-sectional view taken along lines 6—6 of FIG. 1, the horizontal lines indicating a liquid inside of the novelty heart of FIG. 1.

**1 Claim, 2 Drawing Sheets**



FIG. 3




FIG. 1



FIG. 2




FIG. 4




FIG. 5




FIG. 6

