



US00D457087S

(12) **United States Design Patent**  
**Torres**

(10) **Patent No.:** **US D457,087 S**

(45) **Date of Patent:** **\*\* May 14, 2002**

(54) **BRACELET**

(75) **Inventor:** **Omar Torres, New York, NY (US)**

(73) **Assignee:** **Movado Watch Company S.A.,  
Grenchen (CH)**

(\*\*) **Term:** **14 Years**

(21) **Appl. No.:** **29/143,802**

(22) **Filed:** **Jun. 20, 2001**

**Related U.S. Application Data**

(63) Continuation-in-part of application No. 29/129,352, filed on Sep. 12, 2000.

(51) **LOC (7) Cl.** ..... **11-01**

(52) **U.S. Cl.** ..... **D11/4**

(58) **Field of Search** ..... D11/1-25, 93,  
D11/94; 59/78-84; 63/1.1-5.2, 9, 11, 15.1,  
38; D10/32; 224/175

(56) **References Cited**

**U.S. PATENT DOCUMENTS**

D44,545 S \* 8/1913 Robbins ..... D11/4

1,929,236 A	*	10/1933	Bridler	.....	63/15
2,019,053 A	*	10/1935	Manne	.....	63/15.1
D309,586 S	*	7/1990	Ruscitti	.....	D11/4
D321,485 S	*	11/1991	Bulgari	.....	D10/32
D393,224 S	*	4/1998	Miller	.....	D11/4
D442,508 S	*	5/2001	Torres	.....	D11/4

\* cited by examiner

*Primary Examiner*—Ralf Seifert

(74) *Attorney, Agent, or Firm*—Lawrence E. Apolzon;  
Fross Zelnick Lehrman & Zissu, P.C.

(57) **CLAIM**

The ornamental design for a bracelet, as shown and described.

**DESCRIPTION**

FIG. 1 is a top view.  
FIG. 2 is a front view.  
FIG. 3 is a side view (the other side being a mirror image).  
FIG. 4 is a back view upside-down.  
FIG. 5 is a top perspective view; and,  
FIG. 6 is a back view.

**1 Claim, 2 Drawing Sheets**

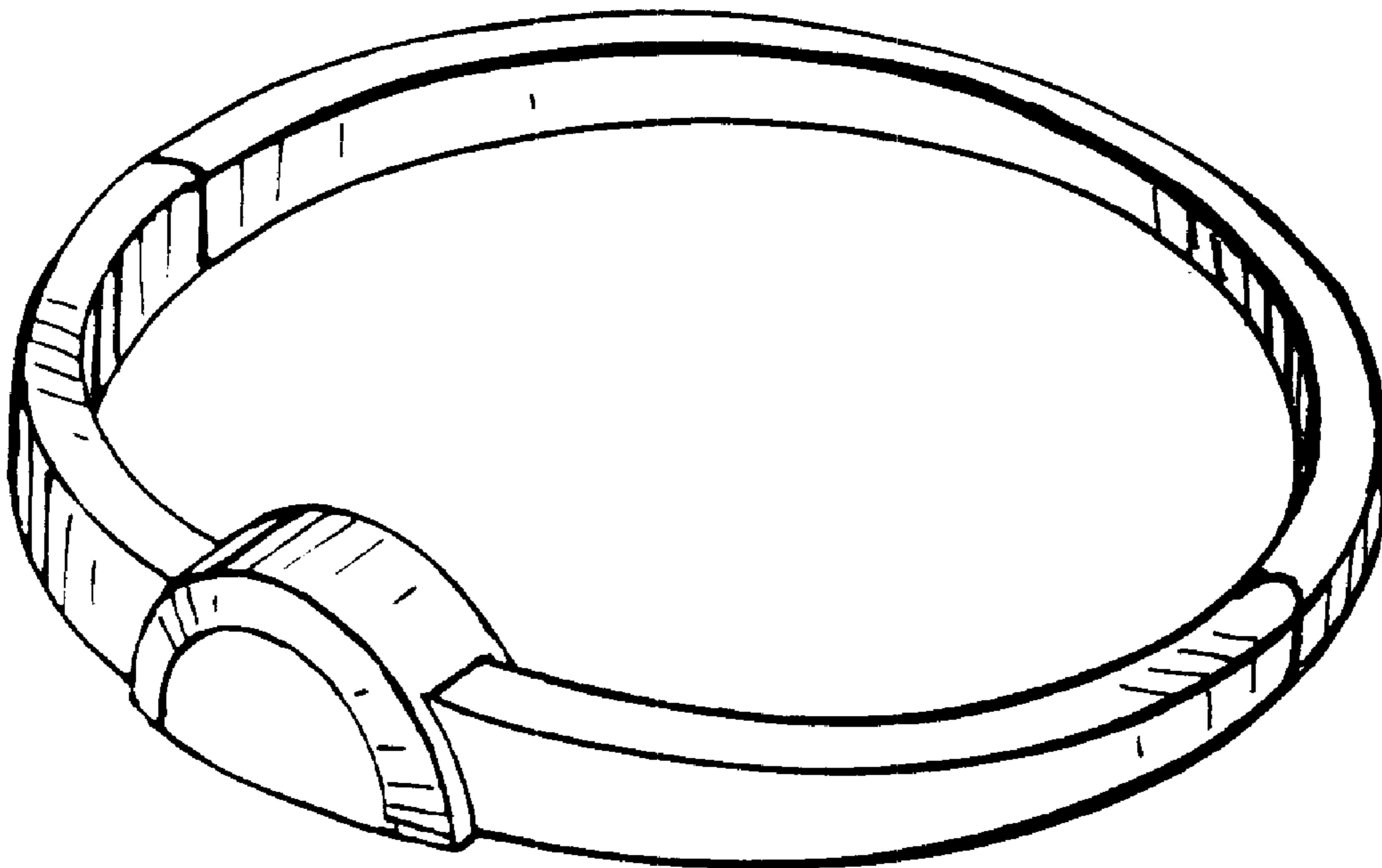




FIG. 1

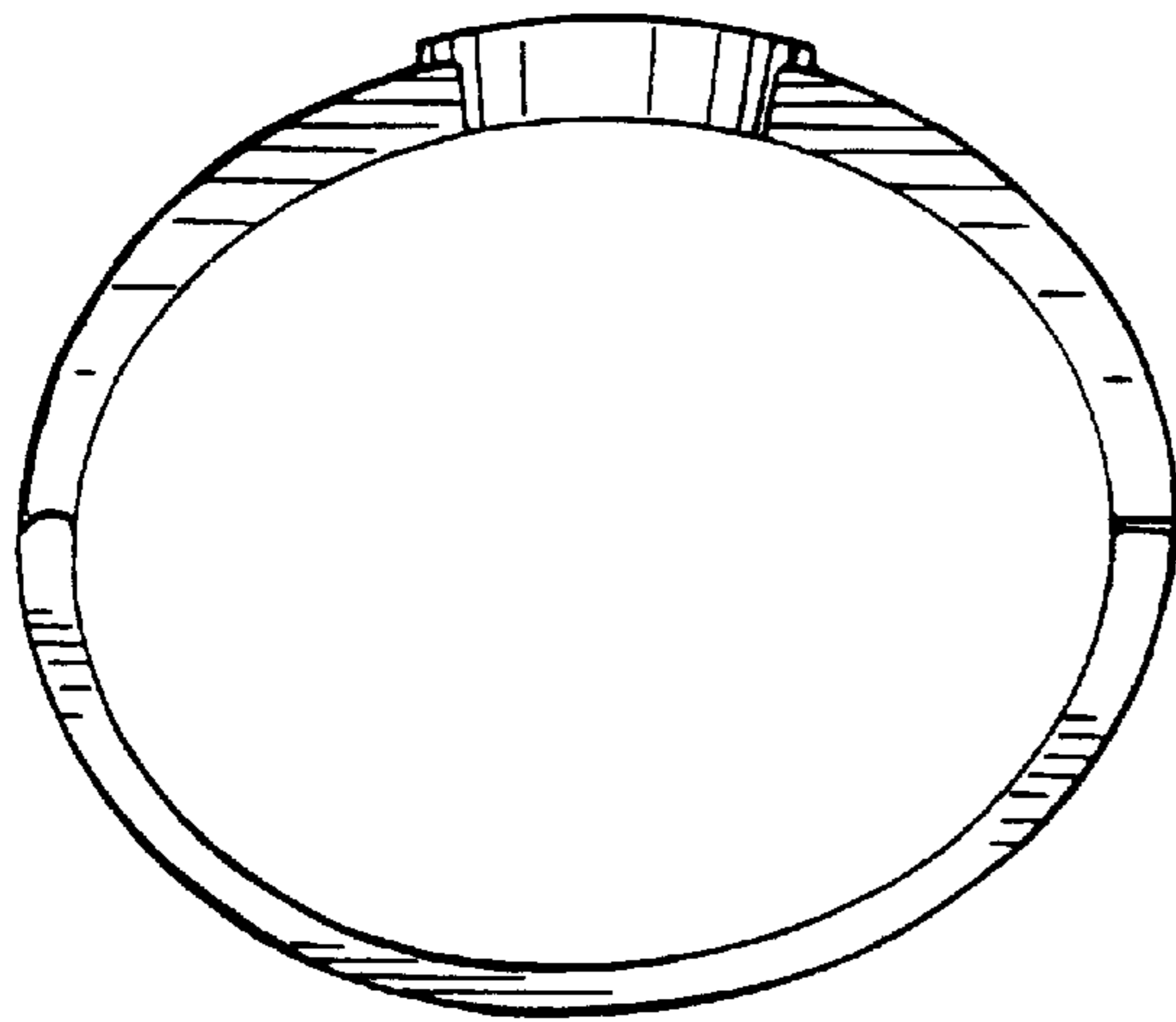


FIG. 2

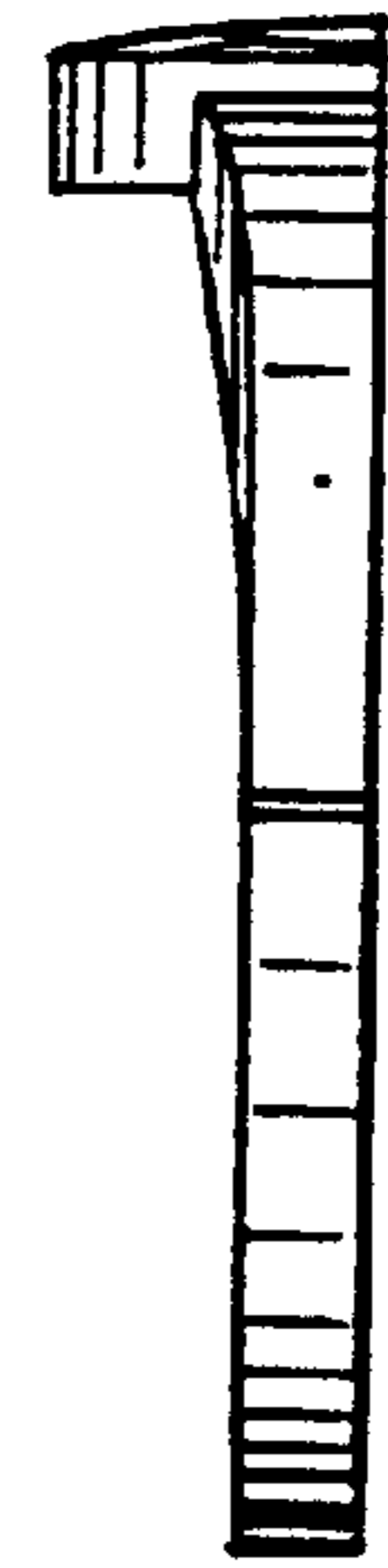


FIG. 3

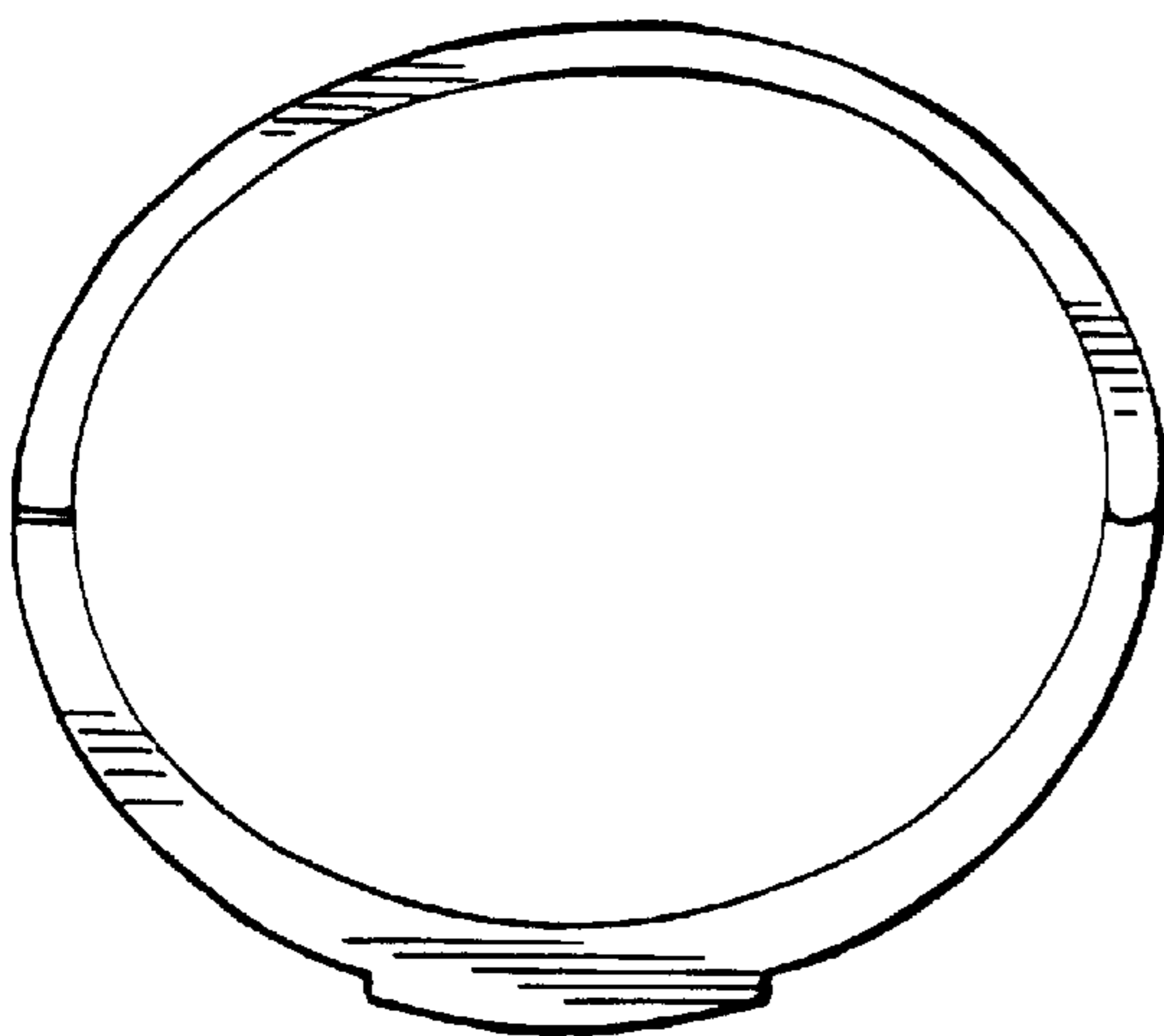


FIG. 4

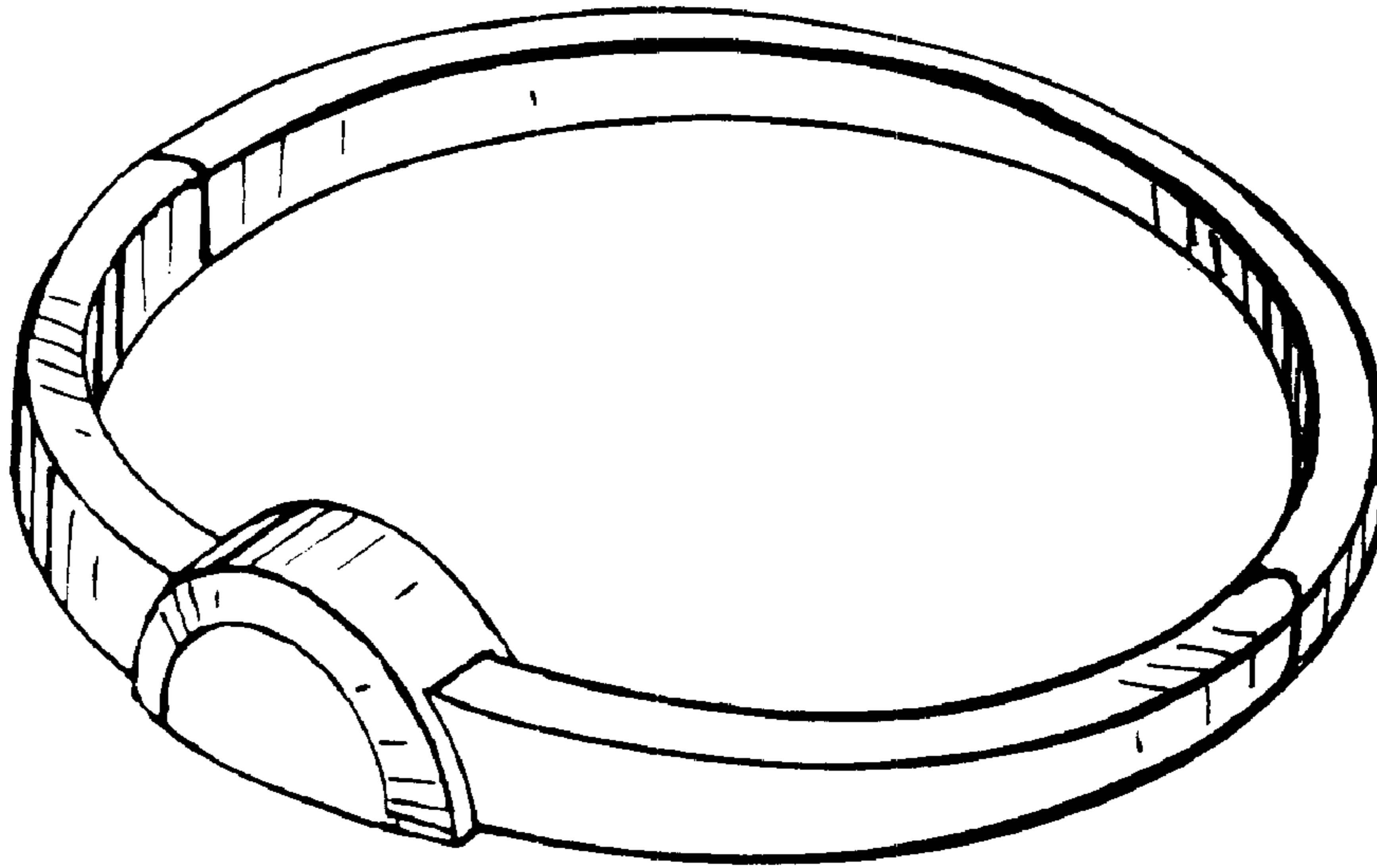


FIG. 5



FIG. 6