



US00D457073S

(12) **United States Design Patent** (10) **Patent No.:** **US D457,073 S**
Scarinzi et al. (45) **Date of Patent:** **** May 14, 2002**

(54) **WRISTWATCH**

(75) Inventors: **Renato Scarinzi**, Bienne (CH); **Steven J. Zazuri, Jr.**, Monroe, CT (US)

(73) Assignee: **Swiss Army Brands, Inc.**, Shelton, CT (US)

(**) Term: **14 Years**

(21) Appl. No.: **29/138,868**

(22) Filed: **Mar. 21, 2001**

(51) **LOC (7) Cl.** **10-02**

(52) **U.S. Cl.** **D10/30**

(58) **Field of Search** D10/1-39, 122-132;
368/276-277, 285; 224/164, 168, 178;
D11/3-25; 63/1.11, 3, 5, 11

(56) **References Cited**

U.S. PATENT DOCUMENTS

D326,233 S	5/1992	Burgener	D10/39
D339,990 S	10/1993	Polenberg	D10/39
D359,002 S	6/1995	Polenberg	D10/39
D364,100 S	* 11/1995	Giardiello	D10/39
D410,852 S	* 6/1999	Riley	D10/30
D424,952 S	* 5/2000	Porsch et al.	D10/32
D427,915 S	* 7/2000	Erediano	D10/30
D430,809 S	9/2000	Polenberg	D10/39
D438,472 S	* 3/2001	Fichter	D10/39

OTHER PUBLICATIONS

“Officer’s®” Watch, Model 24205, Swiss Army Brands, Inc.
“Original Series 2000 Red” Watch, Model 24221, Swiss Army Brands, Inc.

Swiss Watch & Jewelry Journal, Feb. 1989, p. 354.

Jeweler’s Circular Keystone, Oct. 1985, p. 125.

Hong Kong Enterprise, Nov. 1987, p. 338.

European Jeweler, Apr. 1983, p. 188.

* cited by examiner

Primary Examiner—Nelson C. Holtje

(74) *Attorney, Agent, or Firm*—Pennie & Edmonds LLP

(57) **CLAIM**

The ornamental design for a wristwatch, as shown and described.

DESCRIPTION

FIG. 1 is a top, right, and front perspective view of an ornamental design for a wristwatch according to the present invention;

FIG. 2 is a top plan view thereof;

FIG. 3 is a front elevational view thereof;

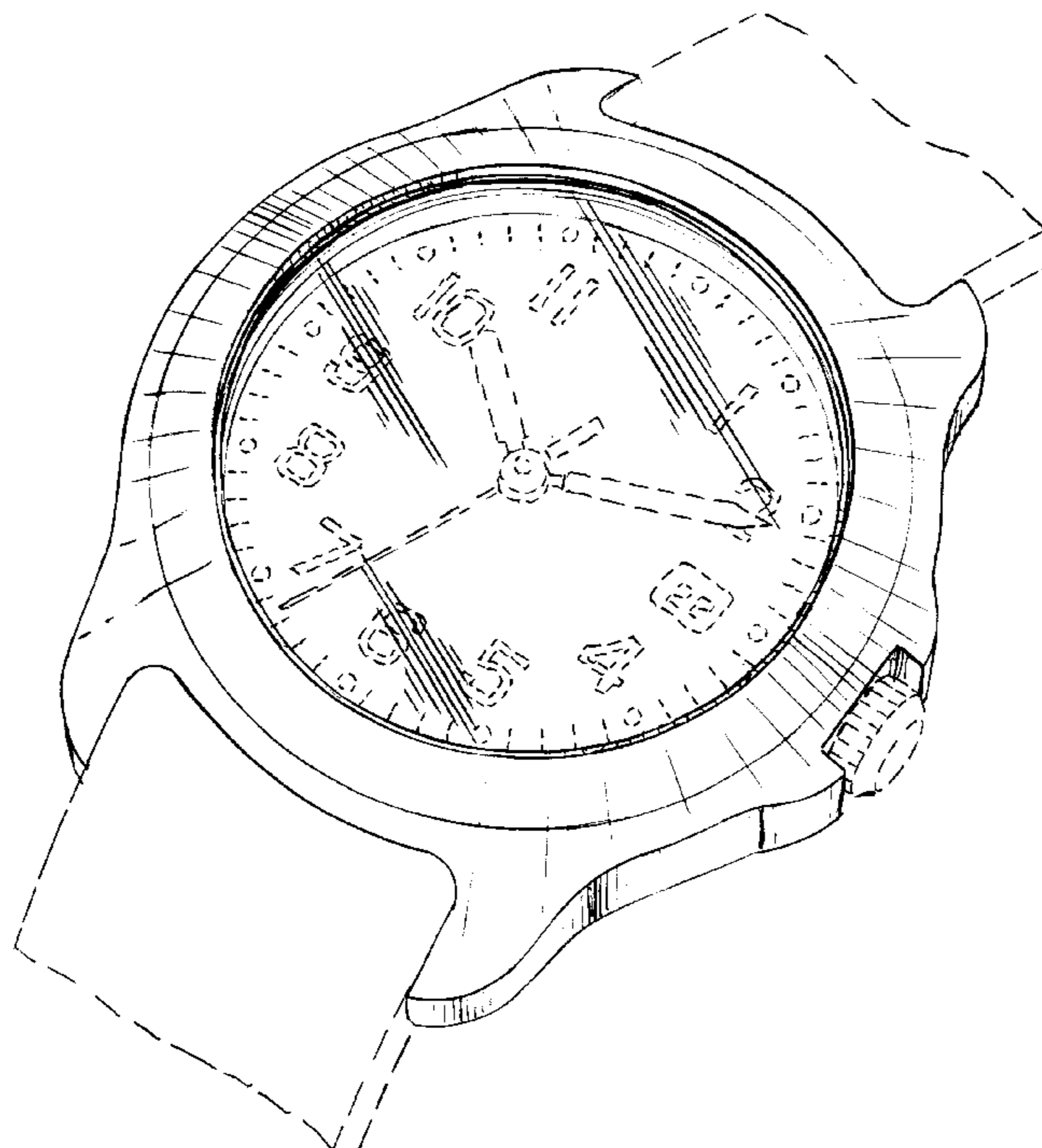
FIG. 4 is a right side elevational view thereof;

FIG. 5 is a rear elevational view thereof; and,

FIG. 6 is a left side elevational view thereof.

The bottom of the wristwatch of the present invention is unornamented and thus does not form a part of the claimed design. All portions shown in broken lines are environmental and illustrative only and form no part of the claimed design.

1 Claim, 4 Drawing Sheets



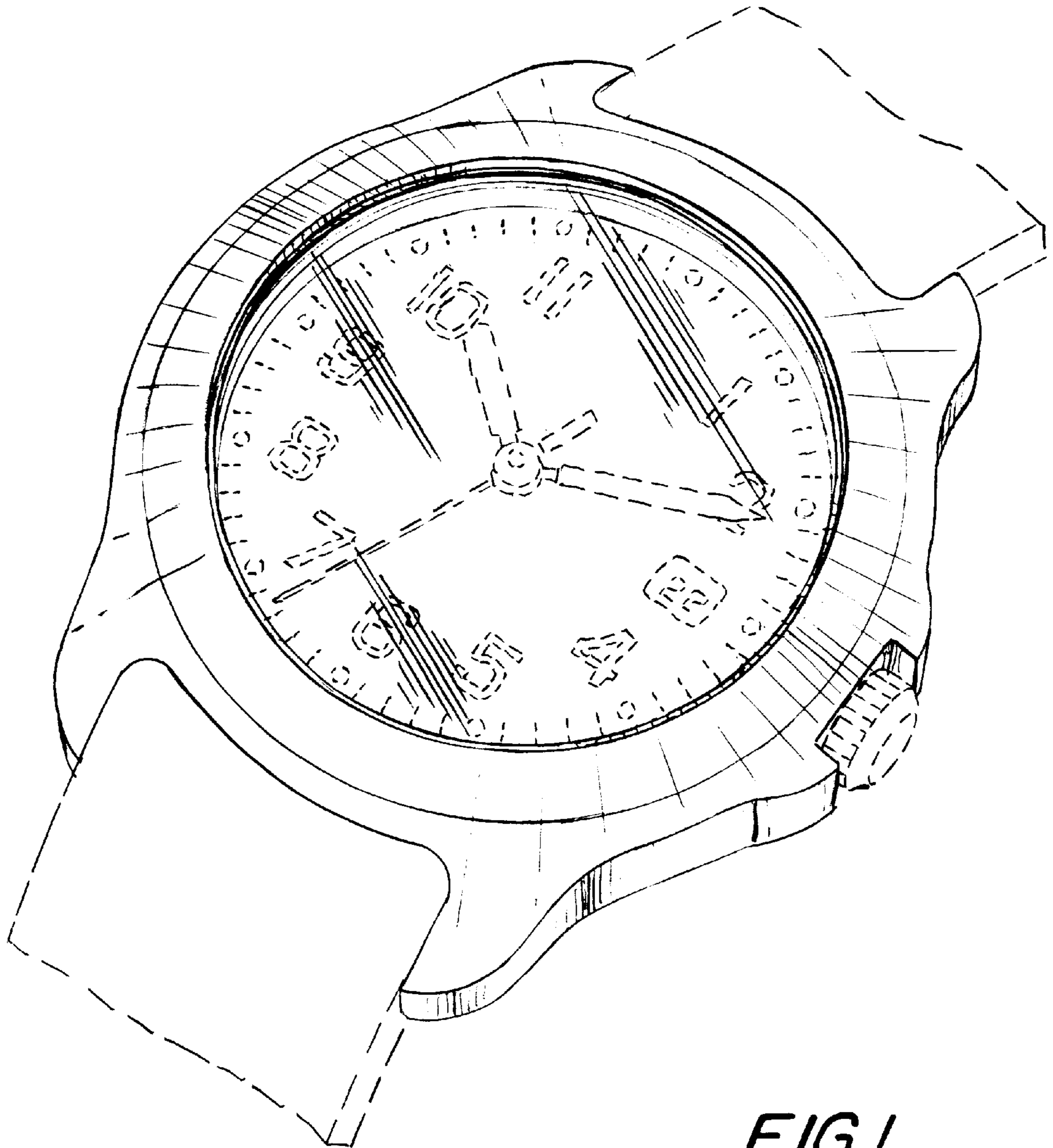


FIG. 1

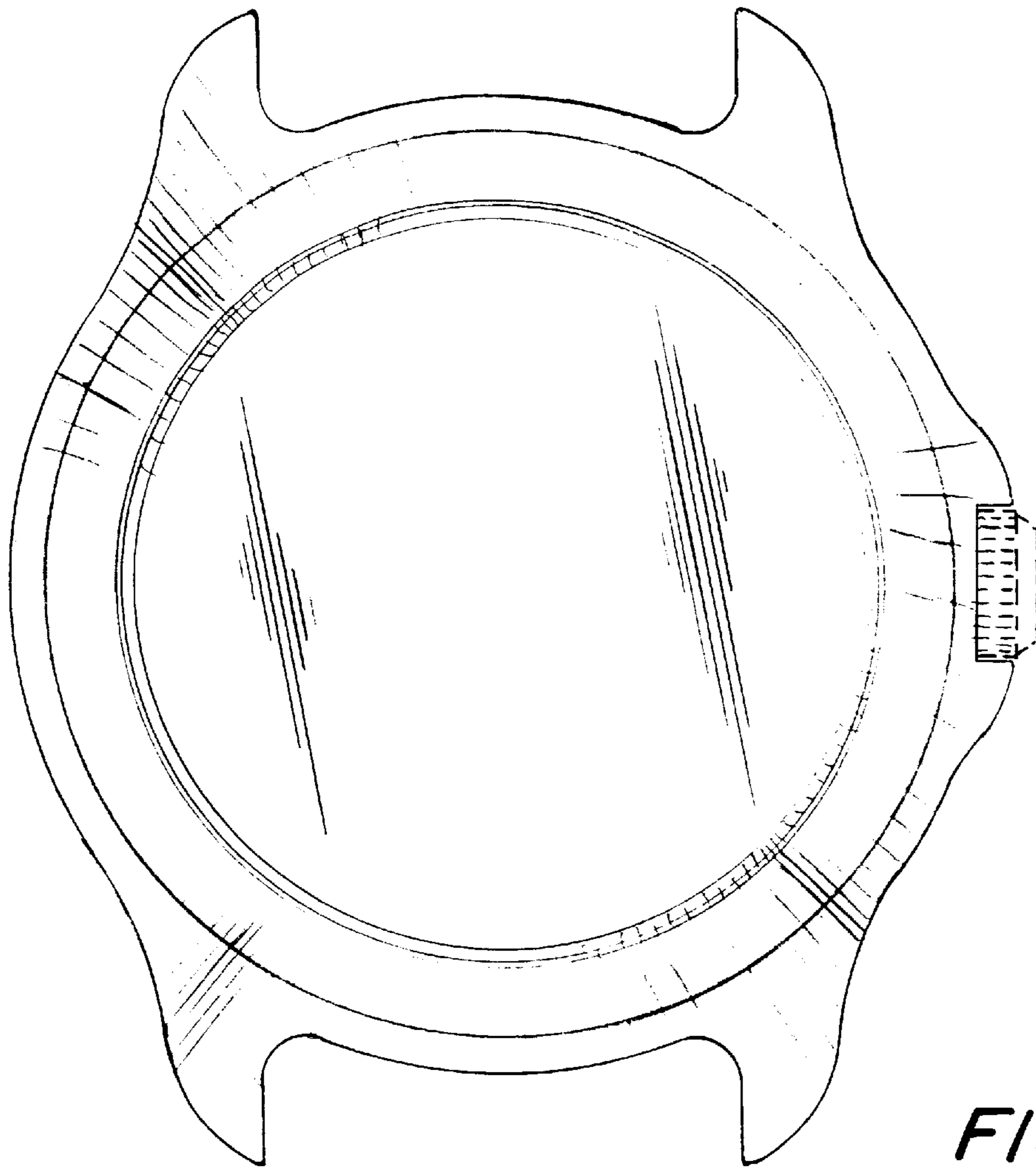


FIG. 2

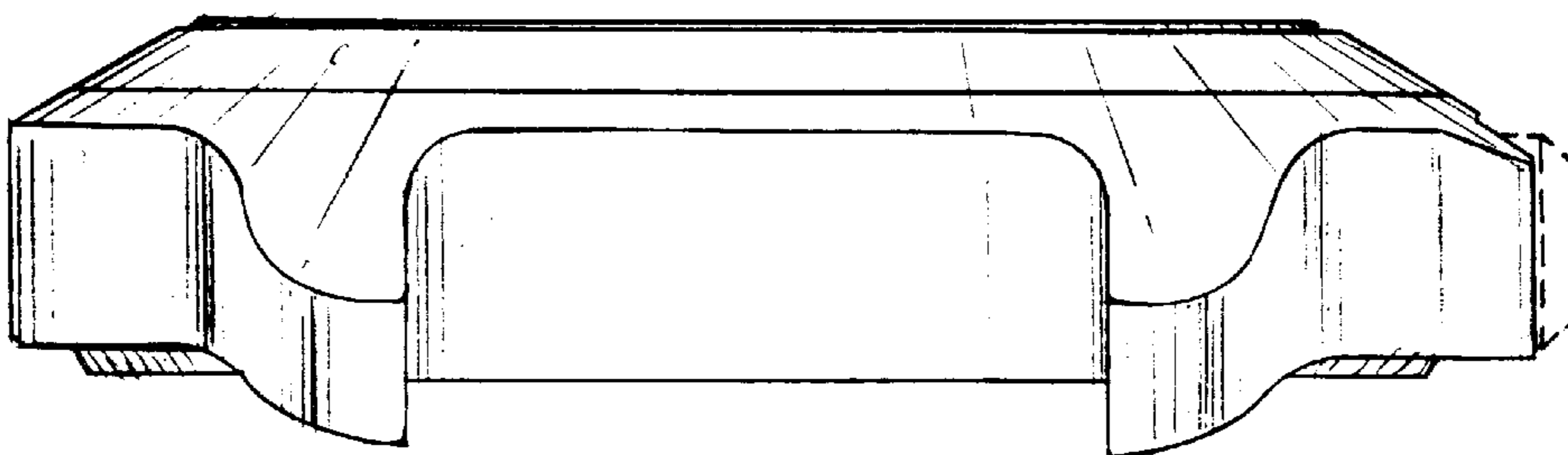


FIG. 3

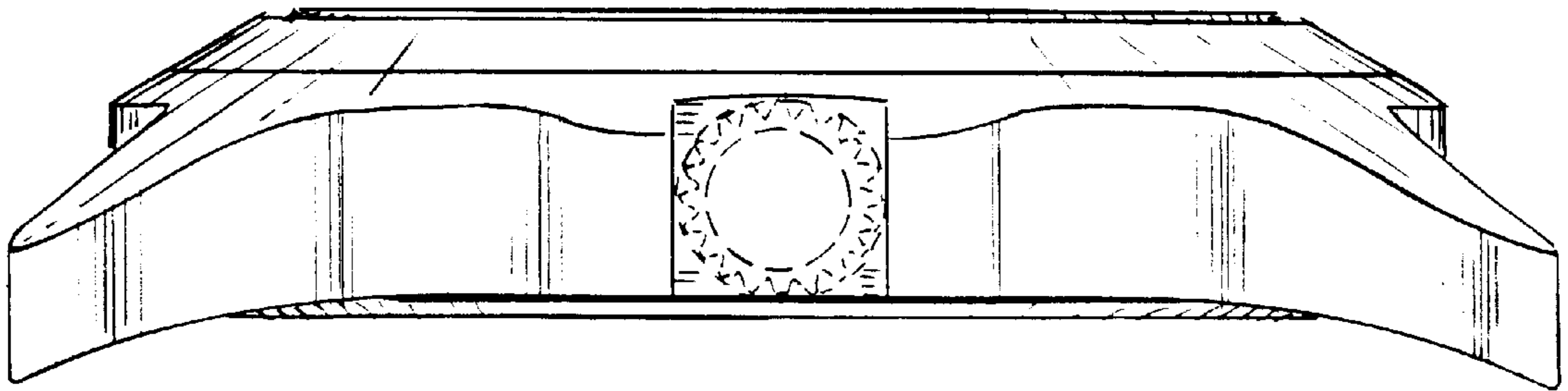


FIG. 4




FIG. 5




FIG. 6