



US00D457064S

(12) **United States Design Patent**  
**Leray et al.**

(10) **Patent No.:** **US D457,064 S**

(45) **Date of Patent:** **\*\* May 14, 2002**

(54) **MULTI-COMPARTMENT CONTAINER**

(75) Inventors: **Anne-Gaëlle Leray; Jean François Patrick Etesse**, both of Brussels (BE)

(73) Assignee: **The Procter & Gamble Company**, Cincinnati, OH (US)

(\*\*) Term: **14 Years**

(21) Appl. No.: **29/134,221**

(22) Filed: **Dec. 15, 2000**

(30) **Foreign Application Priority Data**

Jun. 15, 2000 (GB) ..... 2093506

(51) **LOC (7) Cl.** ..... **09-01**

(52) **U.S. Cl.** ..... **D9/524; D9/526; D9/528; D9/531**

(58) **Field of Search** ..... D6/545; D7/306, D7/312-313; D9/341, 347, 348, 516, 523, 524, 525, 526, 527, 528, 531, 540, 575; 215/381-384, 396, 398, 400, 6; 222/94, 465.1, 185.1; D23/202

(56) **References Cited**

**U.S. PATENT DOCUMENTS**

3,372,846	A	*	3/1968	Berkus	.....	D9/527
D219,642	S	*	1/1971	Prahs	.....	D9/347
D305,981	S	*	2/1990	Levee	.....	D7/313
D315,867	S	*	4/1991	Hestehave et al.	.....	D9/341
D316,205	S	*	4/1991	Conrad	.....	D7/305

D325,871	S	*	5/1992	Hestehave et al.	.....	D9/520
5,165,576	A	*	11/1992	Hickerson	.....	D9/347 X
D339,022	S	*	9/1993	McGinnis et al.	.....	D7/306
D346,113	S	*	4/1994	Ferguson et al.	.....	D9/347
D354,414	S	*	1/1995	Westgerdes	.....	D7/313
5,433,346	A	*	7/1995	Howe	.....	222/94
D361,509	S	*	8/1995	Dull et al.	.....	D9/347
D363,019	S	*	10/1995	Arnold et al.	.....	D9/347
D370,379	S	*	6/1996	Klein et al.	.....	D7/313

\* cited by examiner

*Primary Examiner*—Ted Shooman

*Assistant Examiner*—Carol Rademaker

(74) *Attorney, Agent, or Firm*—Jeffrey V. Bamber; C. Brant Cook

(57) **CLAIM**

The ornamental design for a multi-compartment container, as shown and described.

**DESCRIPTION**

FIG. 1 is a perspective view of a multi-compartment container, embodying an alternative embodiment of the new design;

FIG. 2 is a rear elevational view thereof;

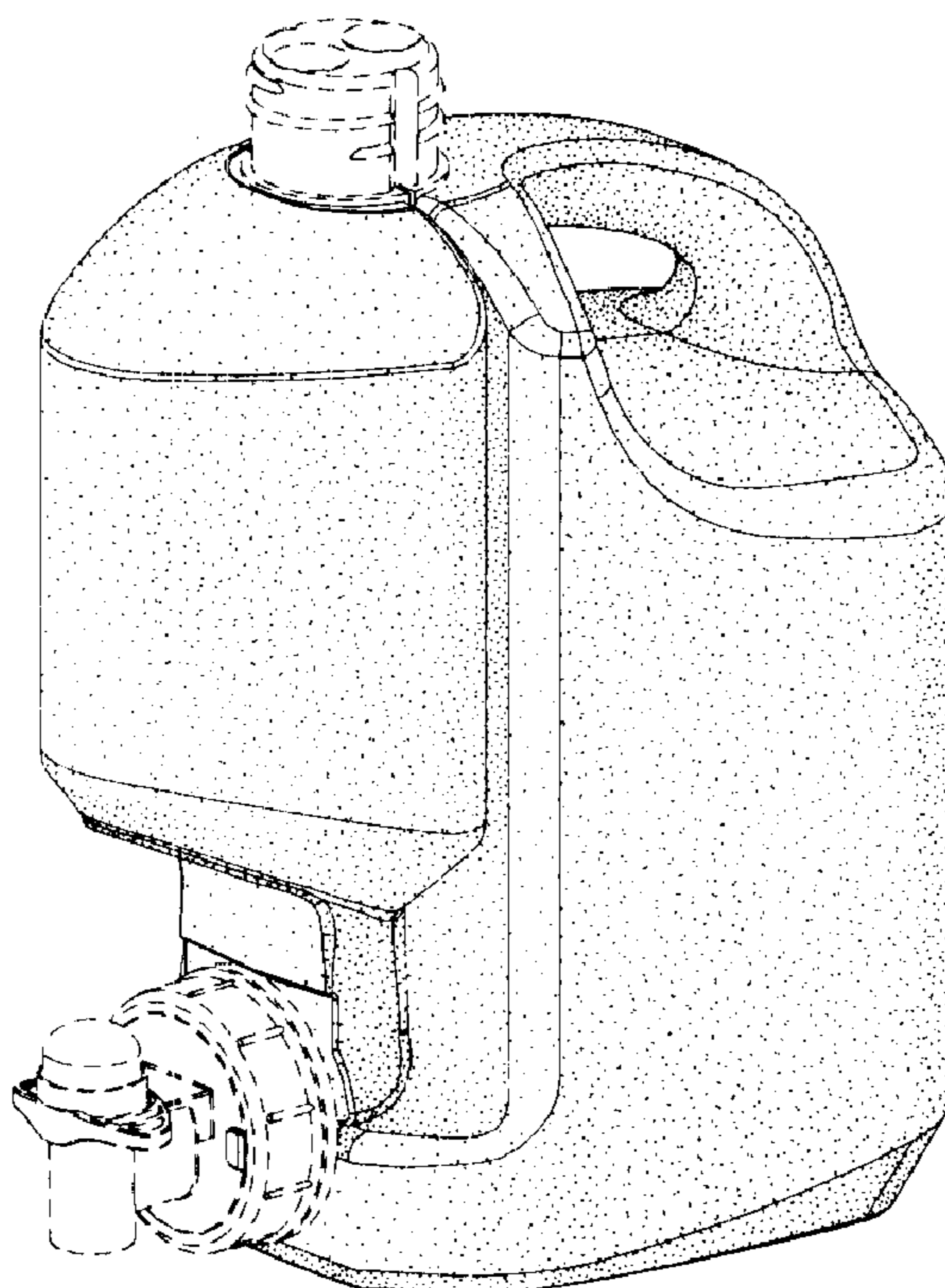
FIG. 3 is a side elevational view thereof, the opposite side elevational view being a mirror image thereof;

FIG. 4 is a front elevational view thereof; and,

FIG. 5 is a top planar view thereof.

The broken lines shown in the drawings are for illustrative purposes only and form no part of the claimed design.

**1 Claim, 1 Drawing Sheet**



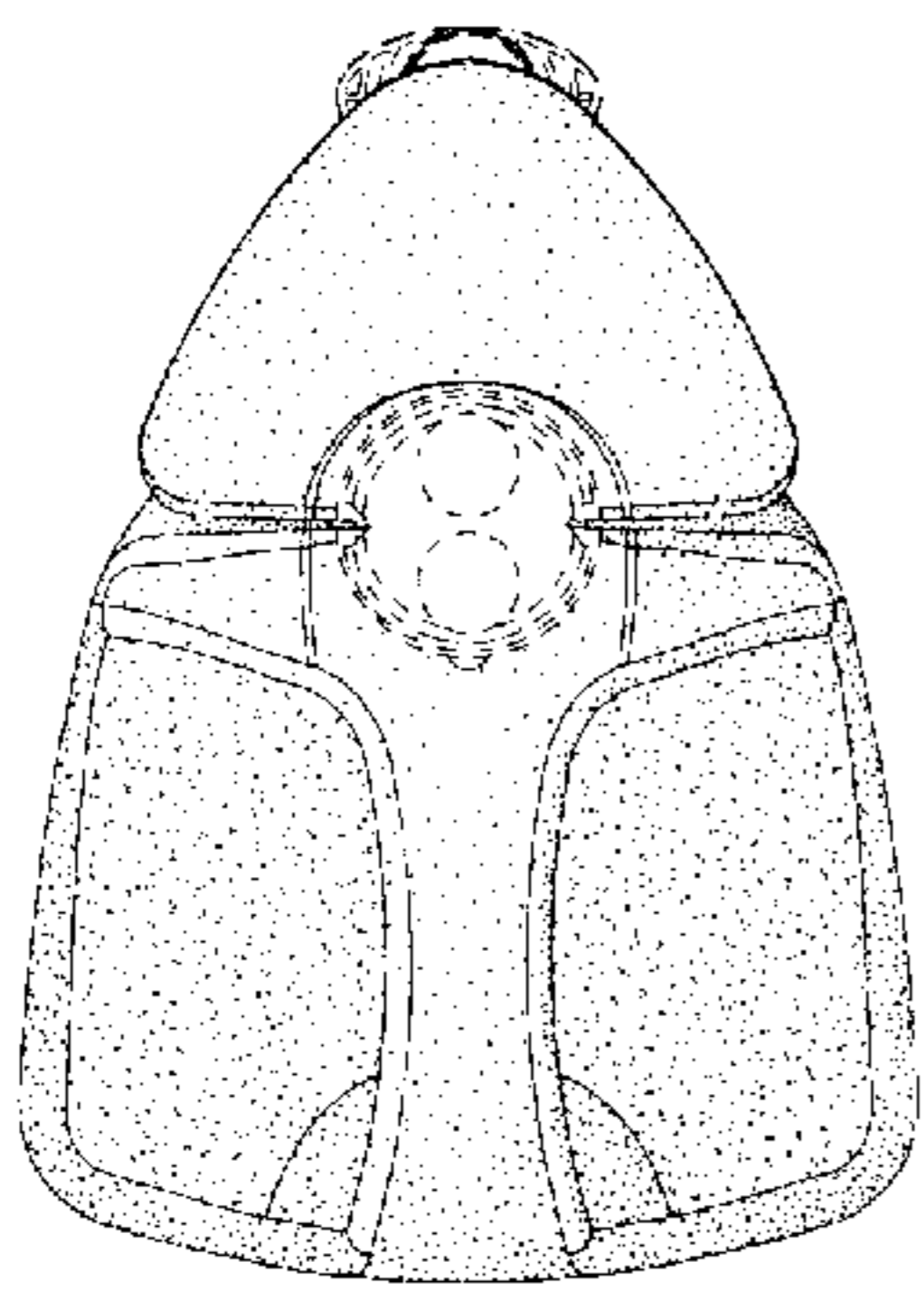


Fig. 5




Fig. 1

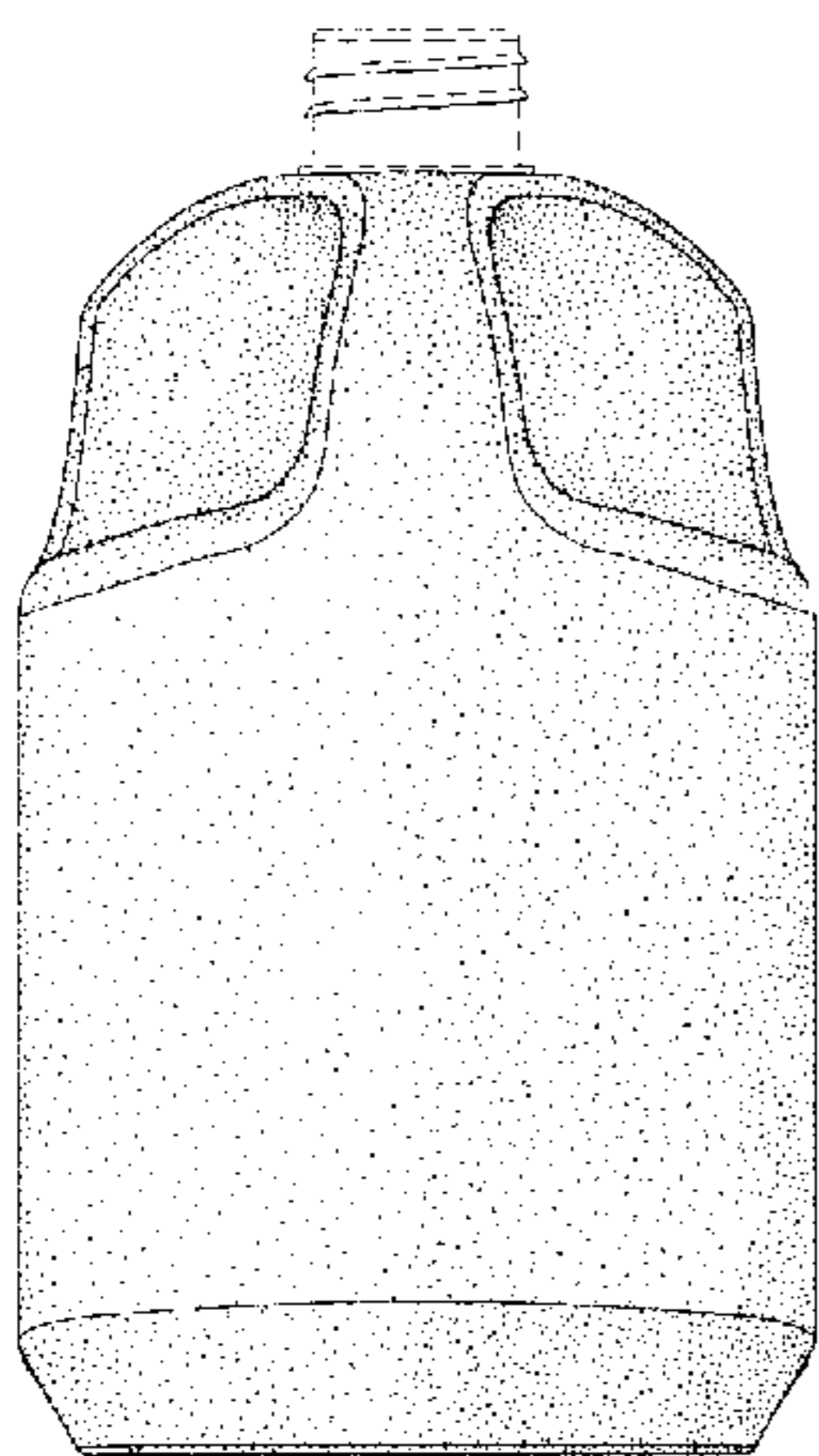


Fig. 2

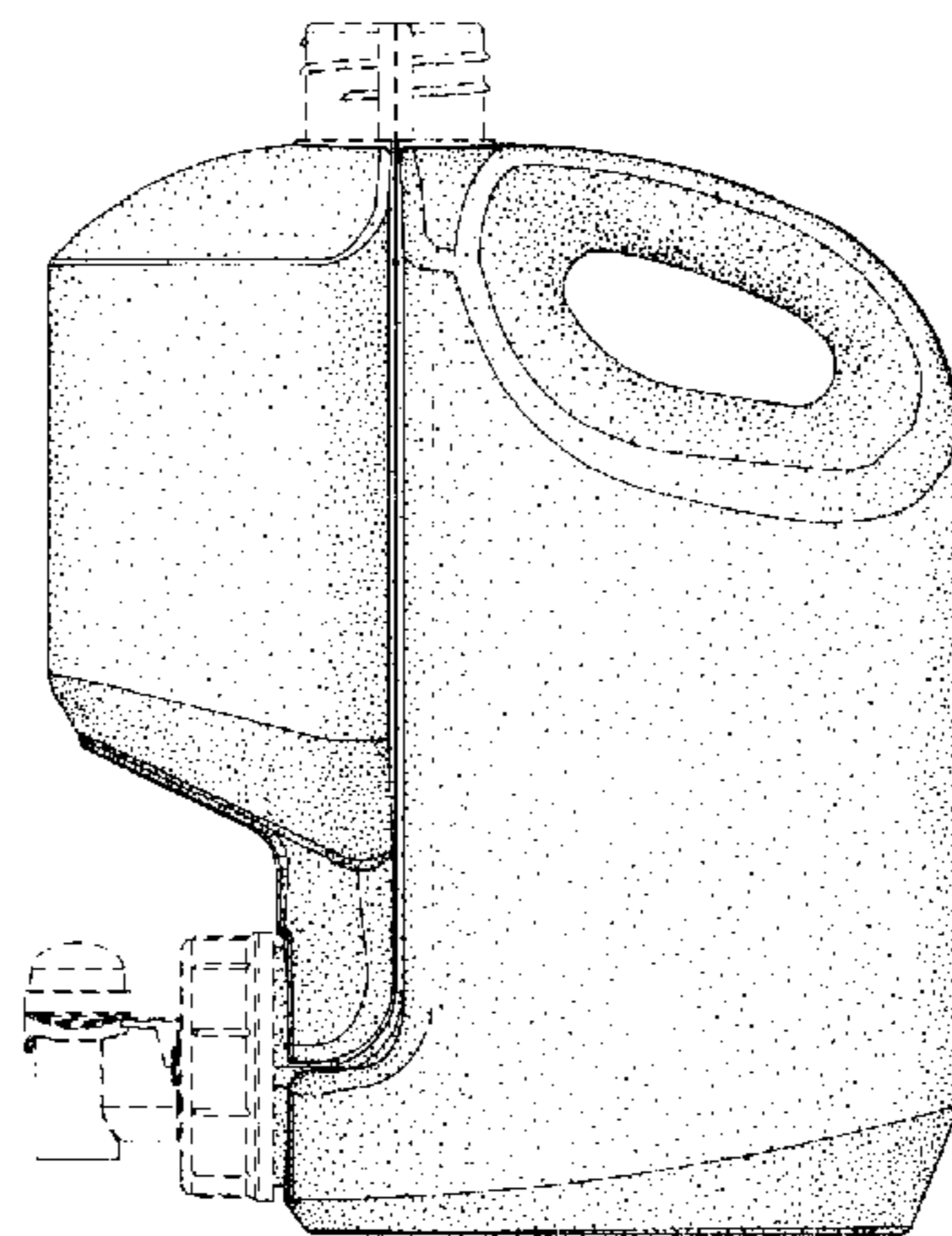


Fig. 3

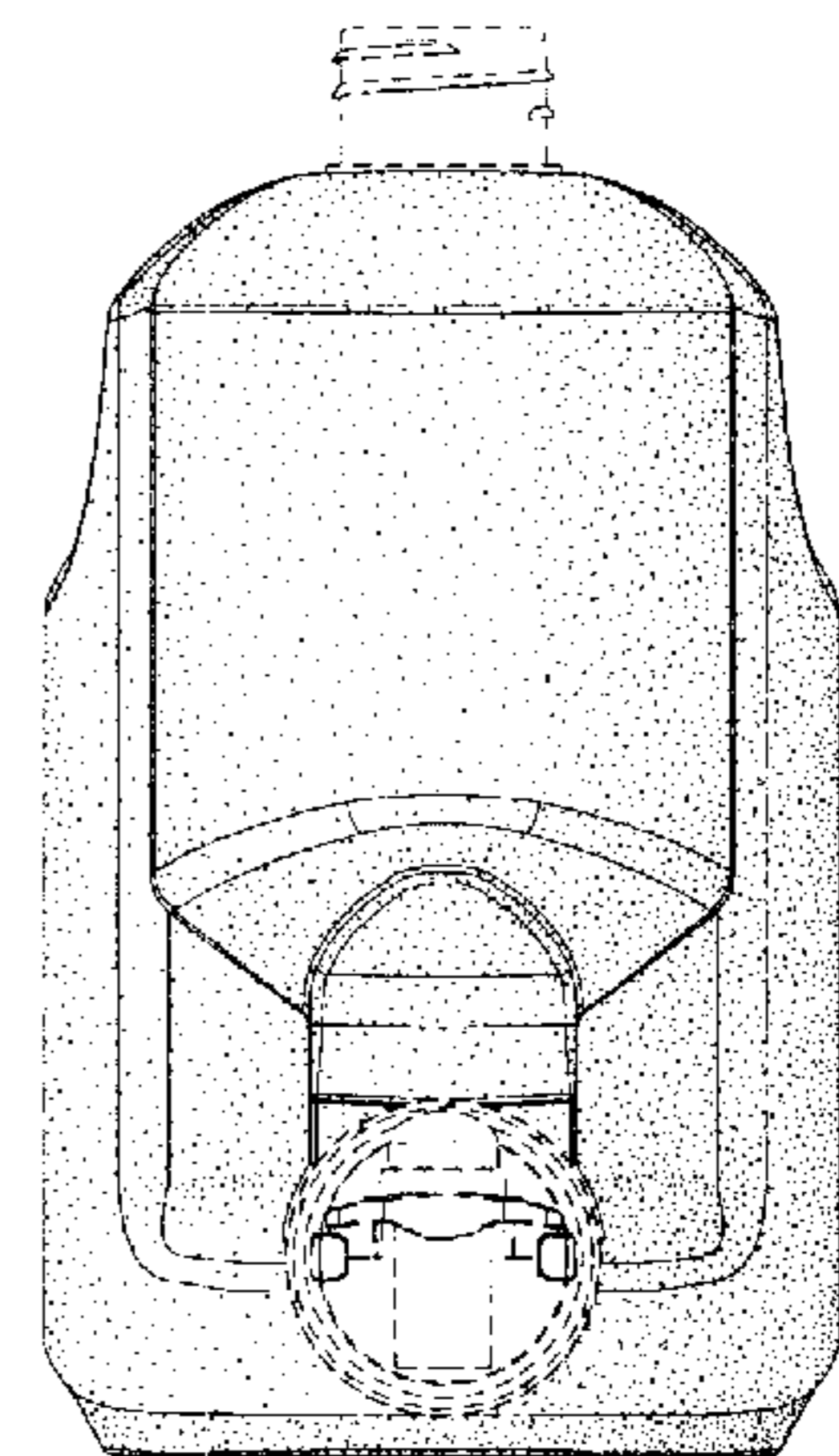


Fig. 4