



US00D457062S

(12) **United States Design Patent**  
**Lloyd**

(10) **Patent No.:** **US D457,062 S**

(45) **Date of Patent:** **\*\* May 14, 2002**

(54) **BOTTLE**

(75) **Inventor:** **Douglas Lloyd**, New York, NY (US)

(73) **Assignee:** **Intimate Beauty Corp.**, New York, NY (US)

(\*\*) **Term:** **14 Years**

(21) **Appl. No.:** **29/131,125**

(22) **Filed:** **Oct. 13, 2000**

(51) **LOC (7) Cl.** ..... **09-01**

(52) **U.S. Cl.** ..... **D9/504; D9/529; D9/551**

(58) **Field of Search** ..... D9/500, 504, 516,  
D9/521, 529, 537, 539, 542, 549, 558,  
574, 338, 300; 215/381-384, 396, 398,  
400; 222/321.1-321.9, 142.1-142.9; D28/76

(56) **References Cited**

**U.S. PATENT DOCUMENTS**

D127,009 S	*	5/1941	Gebhart et al.	.....	D9/529
D166,420 S	*	4/1952	Schlutlig	.....	D11/2
D189,373 S	*	11/1960	Lerner	.....	D9/539
3,342,379 A	*	9/1967	Foley	.....	222/173
D230,954 S	*	3/1974	Gregorietti	.....	D9/504
D306,137 S	*	2/1990	Nitta	.....	D9/300
D329,983 S	*	10/1992	Griffin et al.	.....	D9/504
D342,676 S	*	12/1993	Wuttke	.....	D9/529
D345,918 S	*	4/1994	Chevassus	.....	D9/529

D355,727 S	*	2/1995	Bertolini et al.	.....	D28/76
D355,844 S	*	2/1995	Bishop et al.	.....	D9/300
D367,608 S	*	3/1996	Stranders	.....	D9/424
D368,220 S	*	3/1996	Bicknell et al.	.....	D9/338
D380,355 S	*	7/1997	Husted	.....	D7/679
5,803,268 A	*	9/1998	Levy et al.	.....	206/581
D411,749 S	*	6/1999	Nahum-Albright	.....	D9/529
D423,363 S	*	4/2000	Loughnane	.....	D9/529
D438,790 S	*	3/2001	Holthaus	.....	D9/338
D439,165 S	*	3/2001	Erkelbout et al.	.....	D9/520

\* cited by examiner

*Primary Examiner*—Ted Shooman

*Assistant Examiner*—Carol Rademaker

(74) *Attorney, Agent, or Firm*—Colucci & Umans; Peter C. Michalos; Angelo Notaro

(57) **CLAIM**

The ornamental design for a bottle, as shown and described.

**DESCRIPTION**

FIG. 1 is a front elevational view of a bottle showing our new design, the rear elevational view being a mirror image thereof;

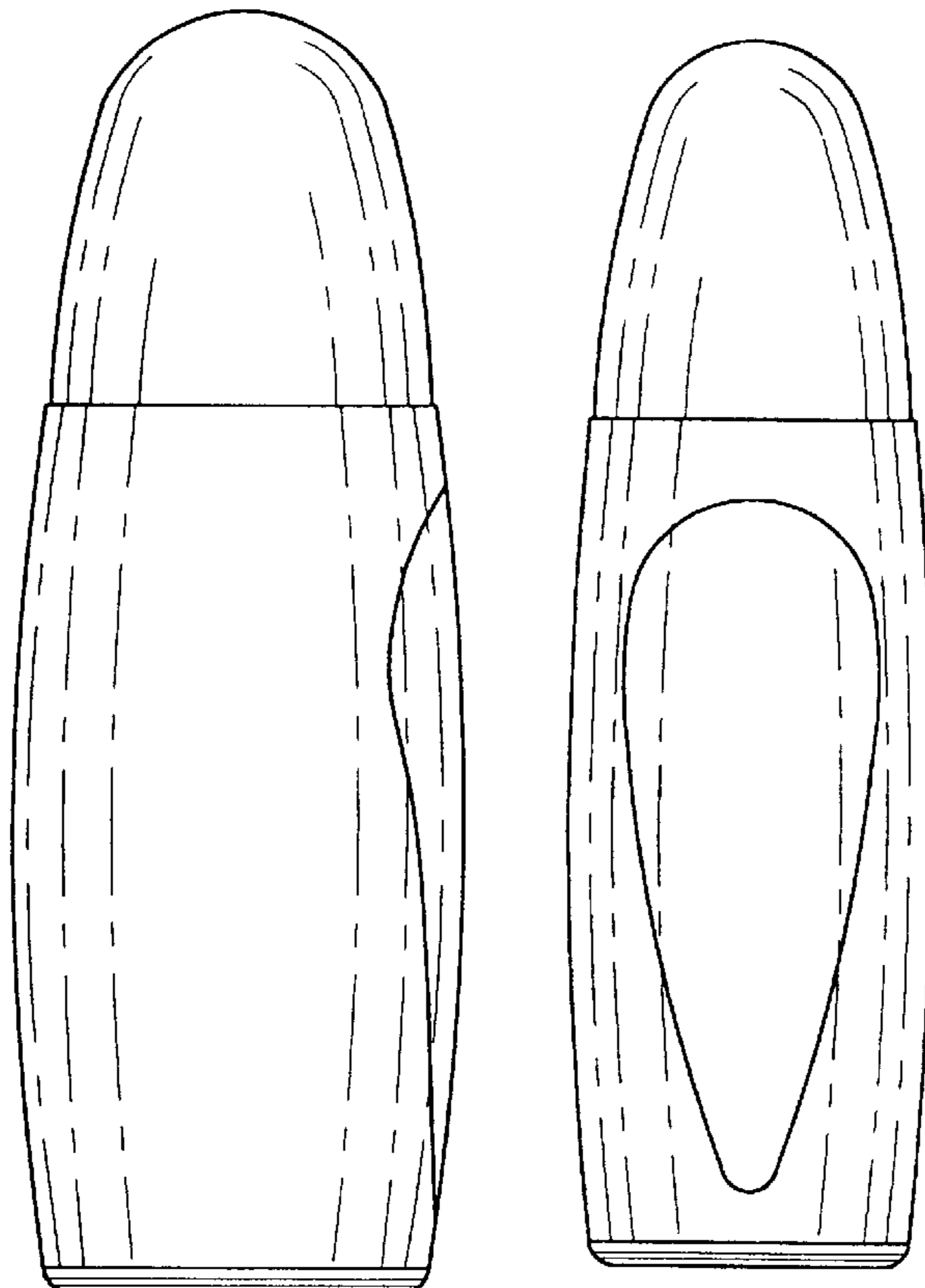
FIG. 2 is a side elevational view thereof;

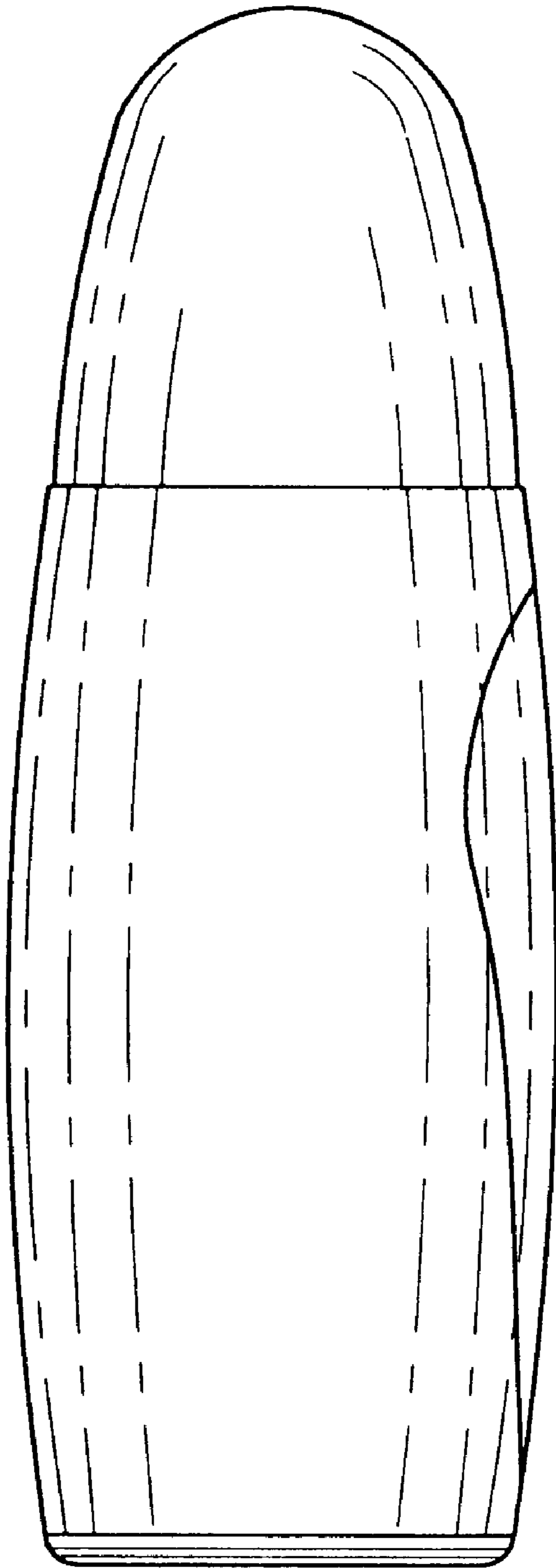
FIG. 3 is a top plan view thereof;

FIG. 4 is a bottom view thereof; and,


FIG. 5 is an opposite side elevational view thereof.

**1 Claim, 4 Drawing Sheets**

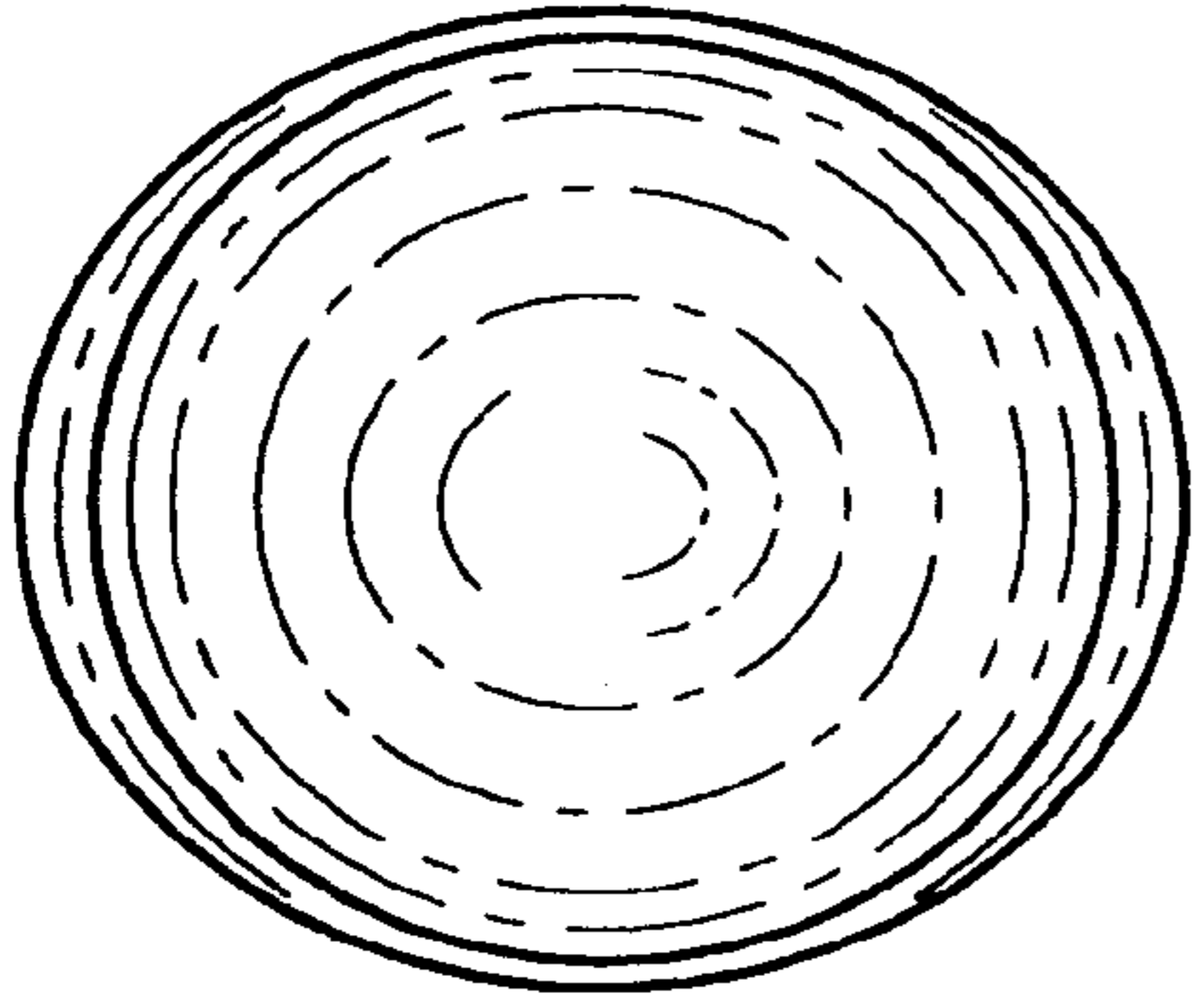




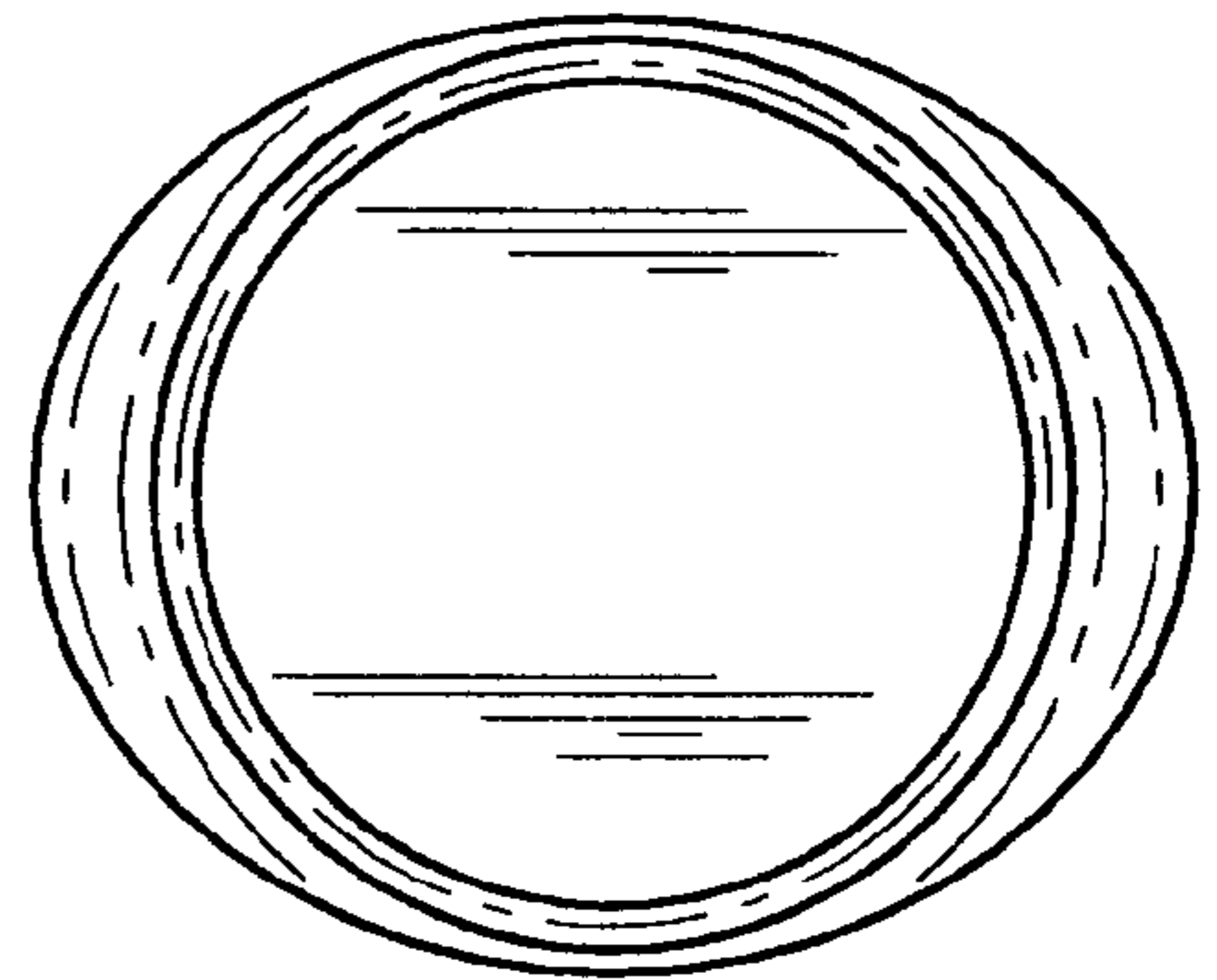
*FIG. 1*




*FIG. 2*



*FIG. 3*



*FIG. 4*



*FIG. 5*