



US00D457057S

(12) **United States Design Patent**  
**Vigneri**

(10) **Patent No.:** **US D457,057 S**

(45) **Date of Patent:** **\*\* May 14, 2002**

(54) **BOXED, PROTECTED CANDY OR CHOCOLATE EGG**

(75) Inventor: **Filippo Vigneri**, Rochester, NY (US)

(73) Assignee: **C.I.F. Inc.**, Rochester, NY (US)

(\*\*) Term: **14 Years**

(21) Appl. No.: **29/142,226**

(22) Filed: **May 22, 2001**

(51) **LOC (7) Cl.** ..... **09-03**

(52) **U.S. Cl.** ..... **D9/337**

(58) **Field of Search** ..... D9/337, 415, 418,  
D9/432, 434, 435, 436, 452, 499, 216;  
206/775, 776, 780, 781, 782, 793, 494,  
524.1, 525, 527; 220/694, 676, 890; 229/116.1,  
200, 126, 162, 183, 800

(56) **References Cited**

**U.S. PATENT DOCUMENTS**

464,675 A	12/1891	Ennis	
1,150,140 A	8/1915	Milliron	
1,185,709 A	6/1916	Penn	
2,700,460 A	1/1955	Hoover	
2,771,184 A	11/1956	Ryno et al.	
3,153,503 A	* 10/1964	Goldstein	229/8
3,433,353 A	3/1969	Keillor et al.	
3,782,621 A	* 1/1974	Edgeington, Jr. et al.	206/418
4,173,655 A	11/1979	Capo	
4,387,832 A	* 6/1983	Margulies	221/63
4,440,297 A	4/1984	Wohlfahrt	
D284,838 S	7/1986	Cillario	
D294,009 S	* 2/1988	Lazar	D9/337
D384,276 S	9/1997	Casey et al.	
5,816,411 A	* 10/1998	Smith	206/782

5,881,885 A	3/1999	Grimm	
D410,196 S	* 5/1999	Berg	D9/432
5,901,852 A	5/1999	Simpson	
5,934,551 A	* 8/1999	Kaufman	229/162
5,950,831 A	9/1999	Millet	
D427,524 S	7/2000	Weisz	
6,176,375 B1	1/2001	Truscello et al.	

\* cited by examiner

*Primary Examiner*—Ted Shooman

*Assistant Examiner*—Daniel Bui

(74) *Attorney, Agent, or Firm*—Kenneth J. LuKacher;  
Martin LuKacher

(57) **CLAIM**

The ornamental design for a boxed, protected candy or chocolate egg, as shown and described.

**DESCRIPTION**

FIG. 1 is a perspective view of a first embodiment of a boxed, protected candy or chocolate egg showing the new design;

FIG. 2 is a sectional view thereof taken along a vertical plane along line 2—2 in FIG. 1.

FIG. 3 is a front elevational view thereof;

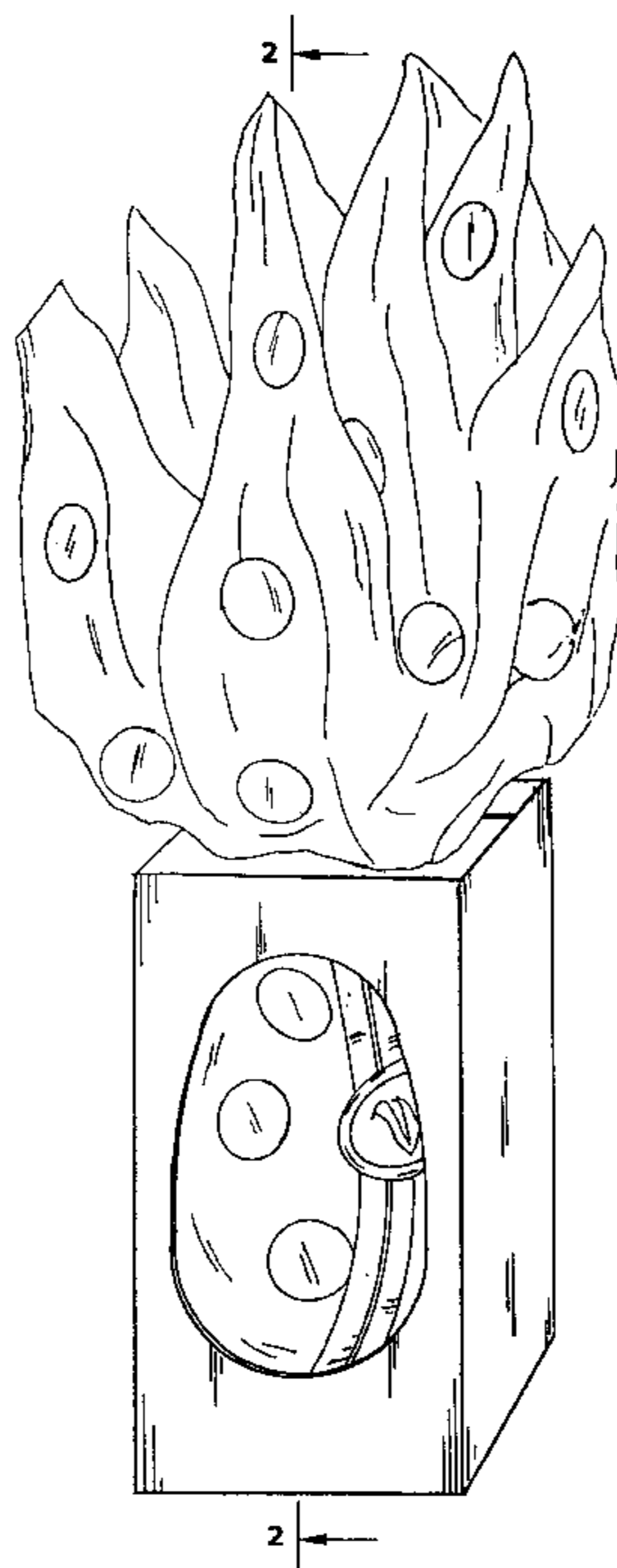
FIGS. 4, 5 and 6 are rear, left side and right side views thereof, respectively;

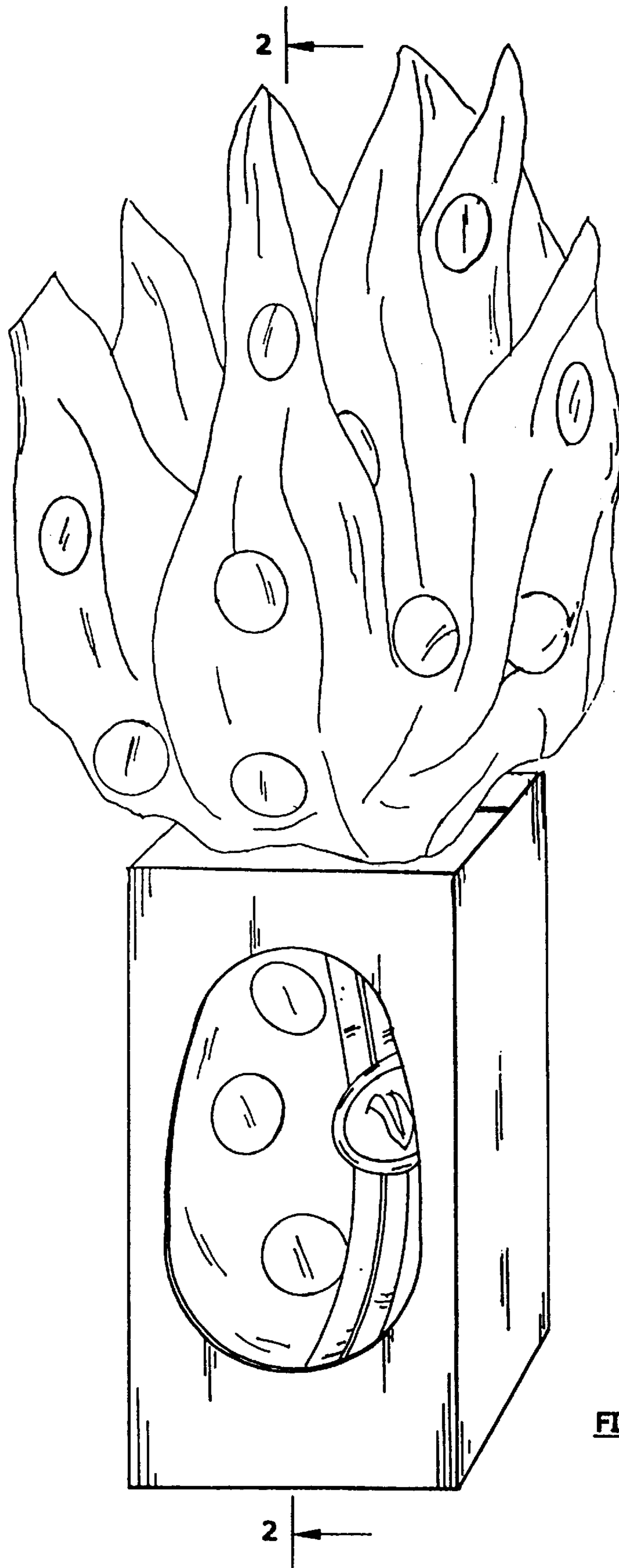
FIG. 7 is a bottom view thereof;

FIG. 8 is a horizontal sectional top view along line 8—8 in FIG. 3; and,

FIG. 9, 10 and 11 are, respectively, right side, and left side elevational views of a second embodiment of a boxed, protected candy or chocolate egg, the rear side, top and bottom views thereof being identical to FIGS. 4, 8 and 7, respectively.

**1 Claim, 4 Drawing Sheets**





**FIG.1**

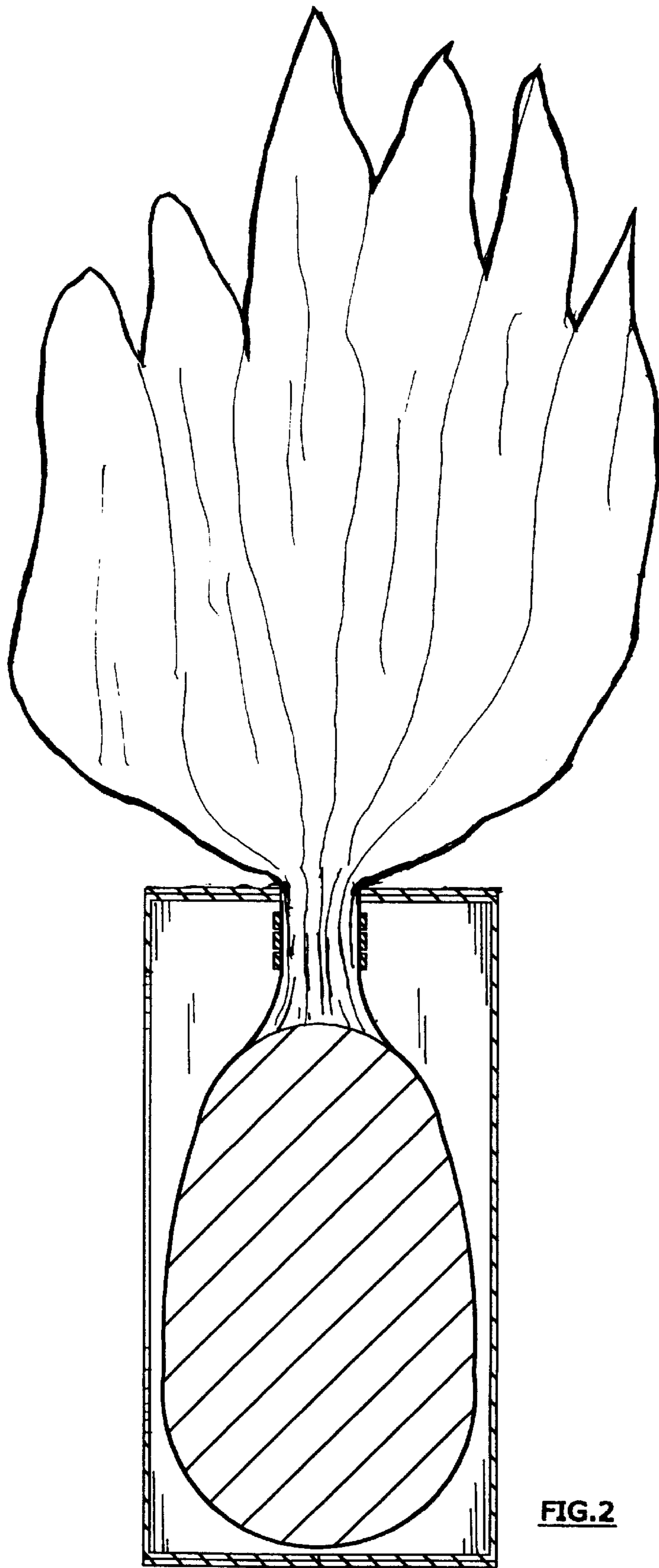


FIG.2




FIG. 4

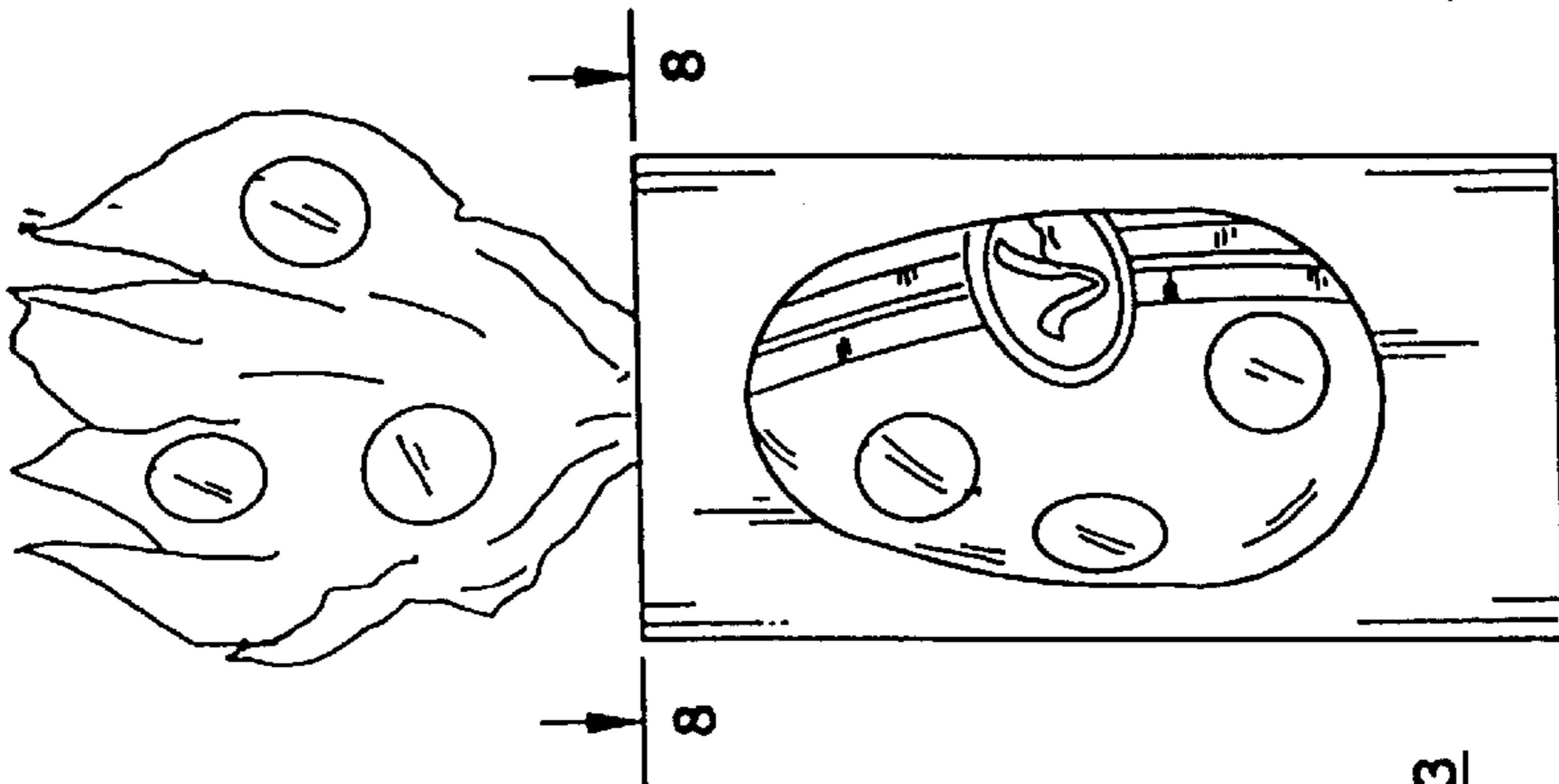


FIG. 3

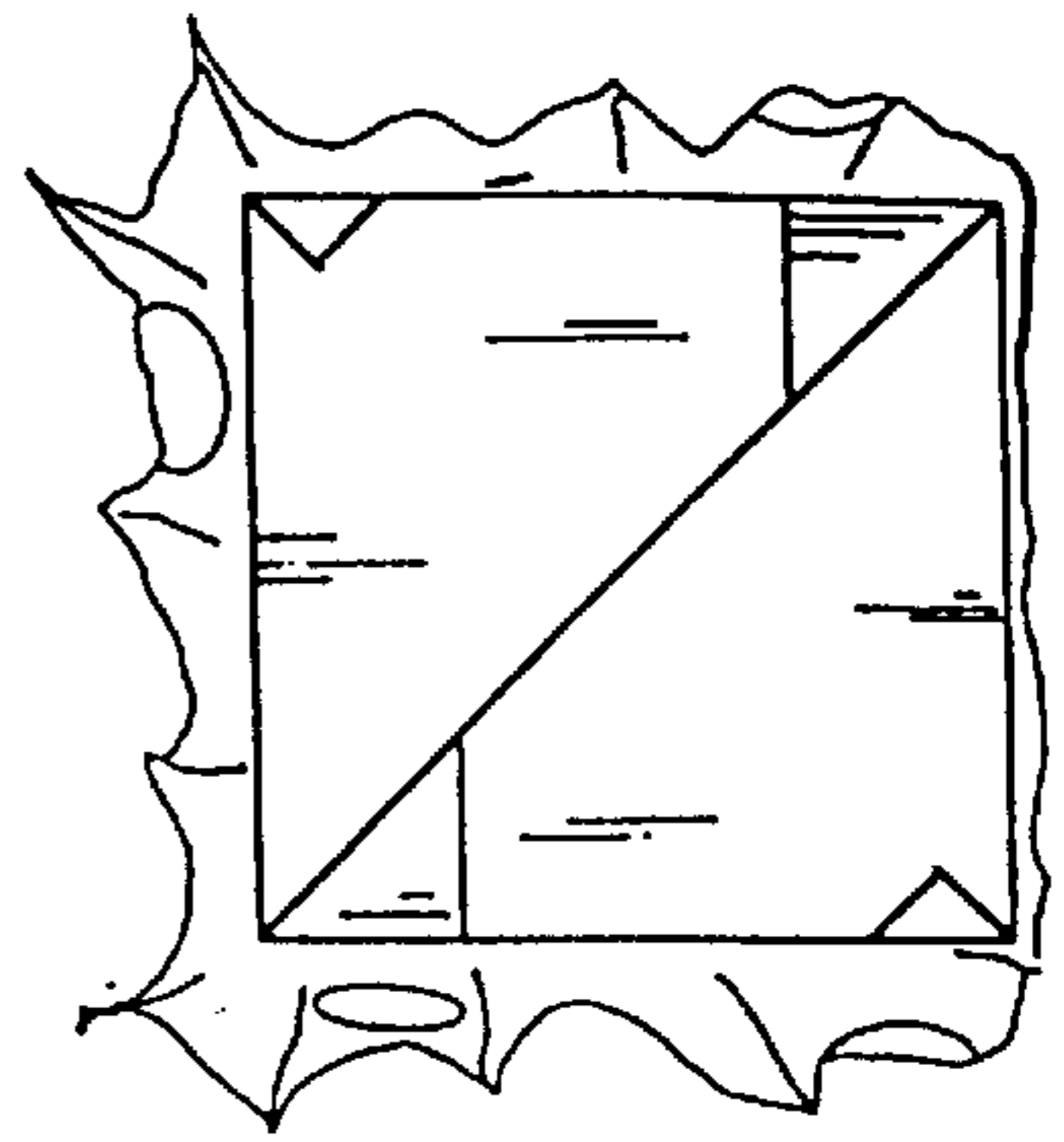


FIG. 7




FIG. 5




FIG. 6

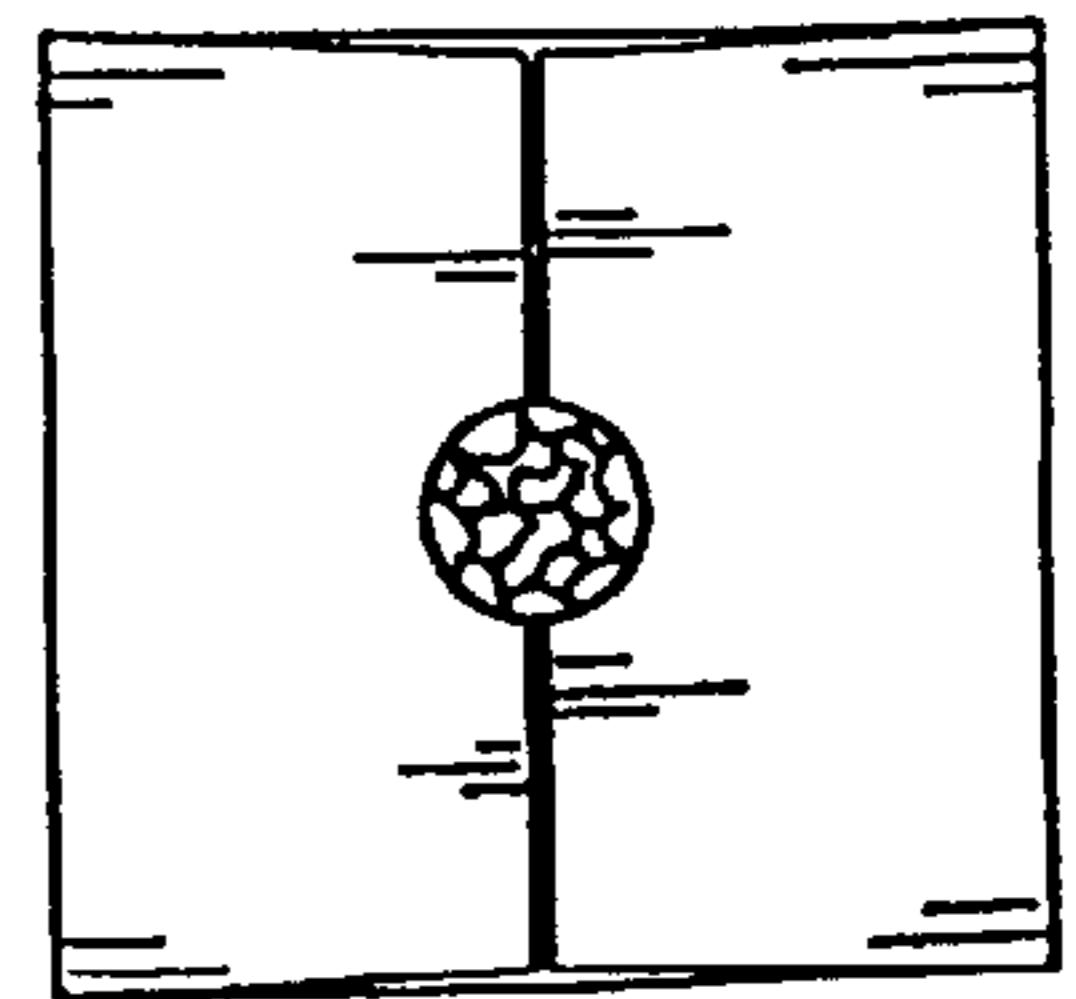
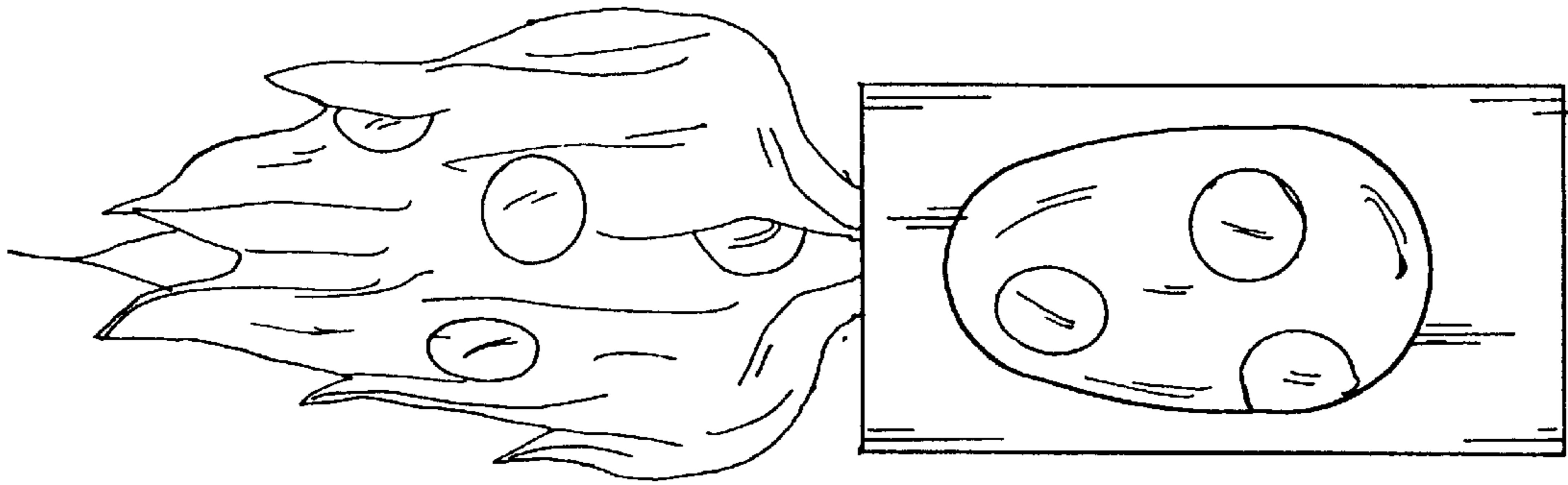
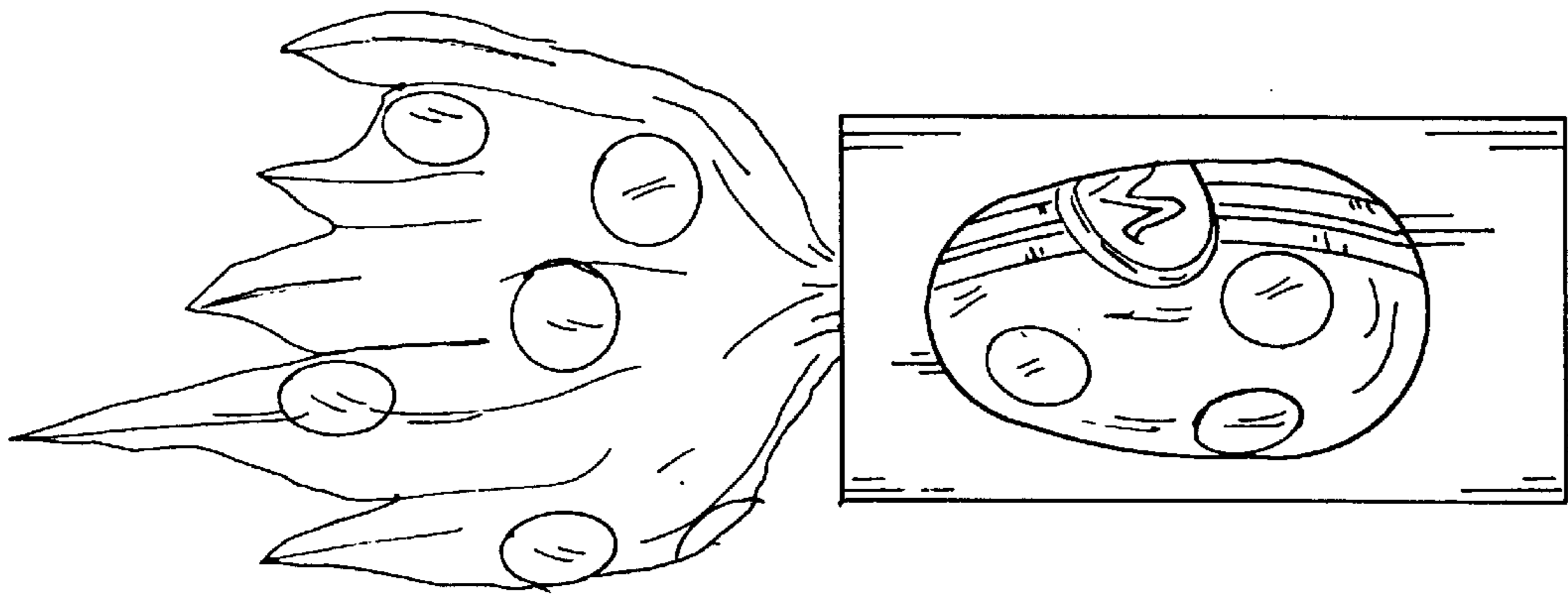


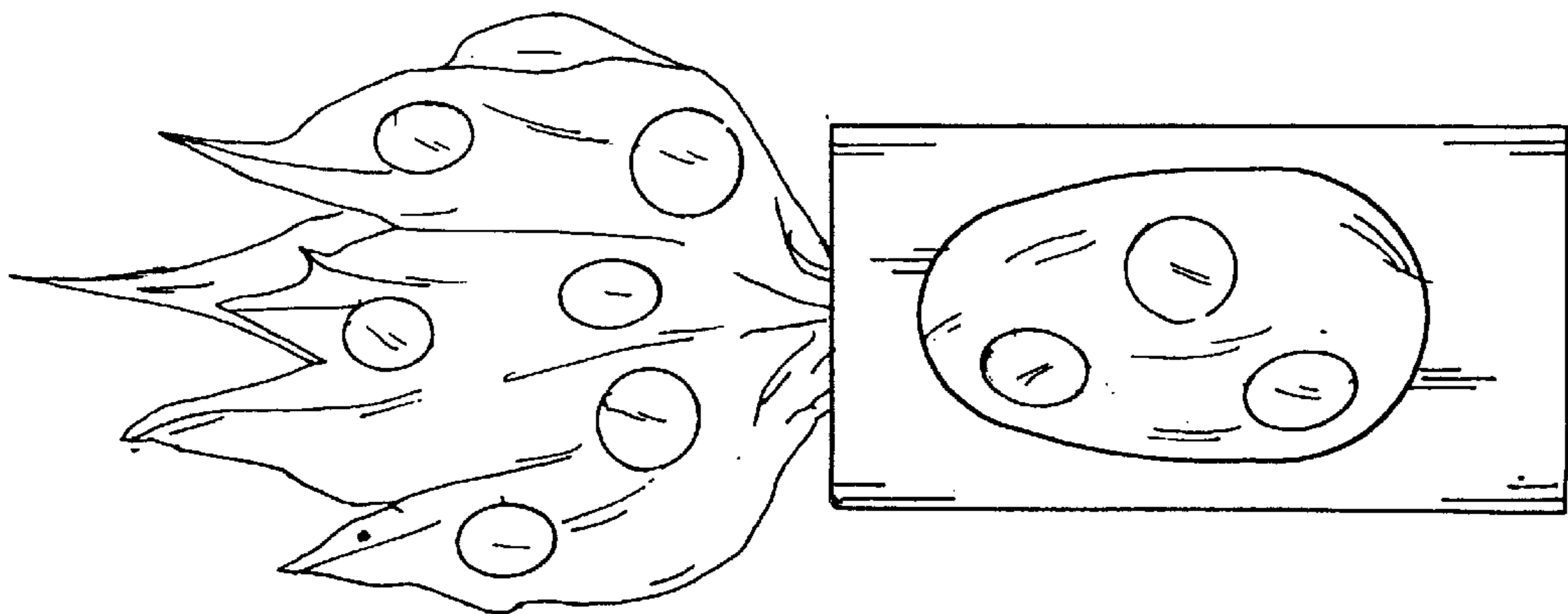
FIG. 8



**FIG. 9**



**FIG. 11**



**FIG. 10**