



US00D457040S

(12) **United States Design Patent**  
**Hirschfeld**

(10) **Patent No.:** **US D457,040 S**

(45) **Date of Patent:** **\*\* May 14, 2002**

(54) **PLIERS WITH S-SHAPED JAWS**

(75) Inventor: **Thomas Hirschfeld, Remscheid (DE)**

(73) Assignee: **VBW Werkzeugfabrik GmbH (DE)**

(\*\*) Term: **14 Years**

(21) Appl. No.: **29/147,678**

(22) Filed: **Aug. 31, 2001**

(30) **Foreign Application Priority Data**

Mar. 1, 2001 (DE) ..... 4 01 02 132

(51) **LOC (7) Cl.** ..... **08-01**

(52) **U.S. Cl.** ..... **D8/4; D8/52**

(58) **Field of Search** ..... **D8/4, 52, 5, 57,**  
**D8/107; 30/252, 262, 254, 296.1**

(56) **References Cited**

**U.S. PATENT DOCUMENTS**

D250,988 S \* 2/1979 Plimmer ..... D8/5

D398,497 S \* 9/1998 Gomas ..... D8/52  
D405,333 S \* 2/1999 Wrigley ..... D8/52

\* cited by examiner

*Primary Examiner*—Pamela Burgess

(74) *Attorney, Agent, or Firm*—Woodbridge & Associates,  
P.C.; Richard C. Woodbridge

(57) **CLAIM**

I claim the ornamental design for the pliers with S-shaped jaws, as shown and described.

**DESCRIPTION**

FIG. 1 is a side elevational view of pliers with s-shaped jaws showing my new design;

FIG. 2 is a side elevational view thereof, showing the opposite side of FIG. 1;

FIG. 3 is a top plan view thereof;

FIG. 4 is a bottom plan view thereof;

FIG. 5 is a front elevational view thereof; and,

FIG. 6 is a rear elevational view thereof.

**1 Claim, 2 Drawing Sheets**

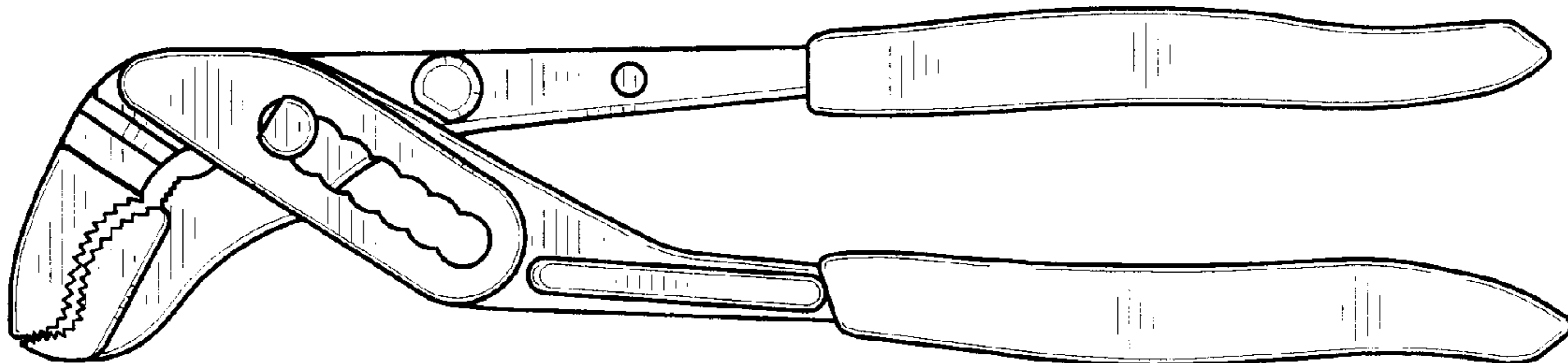


FIG. 1

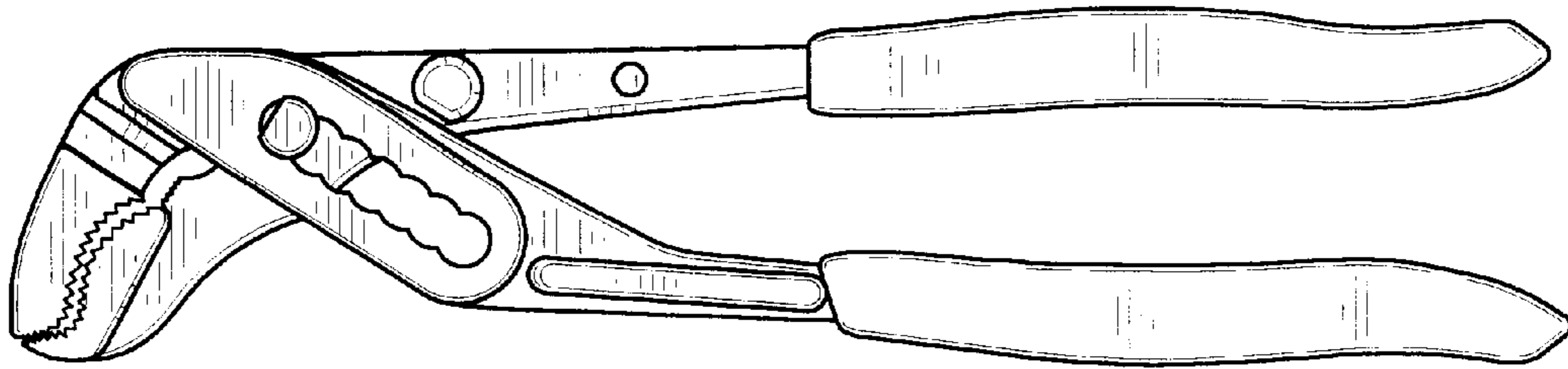
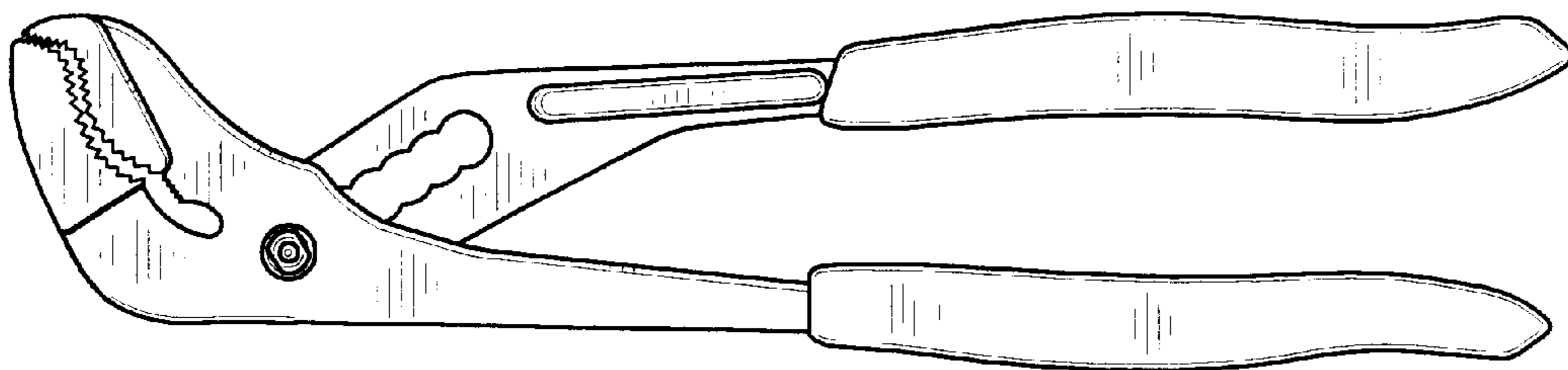
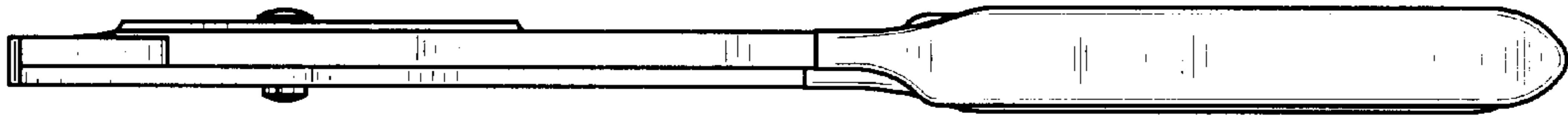


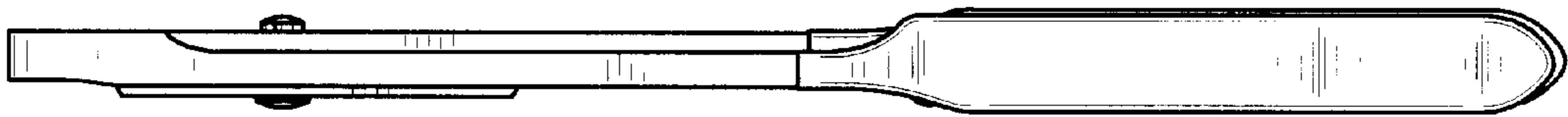
FIG. 2



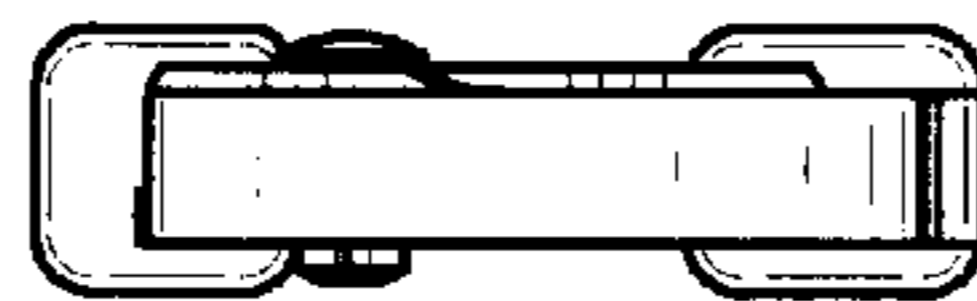
*FIG. 3*



*FIG. 4*



*FIG. 5*



*FIG. 6*

